

Non-Universal Finite Size Effects with Universal Infinite-Size Free Energy for the $-XY$ model

Shin-iti Goto and Yoshiyuki Yamaguchi

Department of Applied Mathematics and Physics, Kyoto University, Kyoto
606-8501, Japan

(Received XXXX, 200X)

We study finite size effects in a family of systems in which a parameter controls interaction-range. In the long-range regime where the infinite-size free energy is universal, we show that the finite size effects are not universal but depend on the interaction-range. The finite size effects are observed through discrepancies between time-averages of macroscopic variables in Hamiltonian dynamics and canonical averages of ones with infinite degrees of freedom. For a high energy regime, the relation to a pair of the discrepancies is theoretically predicted and numerically confirmed. We also numerically show that the finite-size effects of macroscopic variables in the canonical ensemble are close to ones in the dynamical system.

1. Introduction

In many body systems, the range of interactions governs physical features. Long-range interactions induce a phase transition, and typical ones are the mean-field interactions. For instance, the Hamiltonian mean-field (HMF) model which consists of planar rotators shows a second-order phase transition between a low energy ordered phase and a high energy disordered phase.¹⁾ On the other hand, short-range interactions are hard to occur the phase transition, particularly in low-dimensional systems. If the planar rotators are on a one-dimensional lattice with nearest-neighbor interactions, then no phase transition occurs.

To investigate how the range of interactions affects the existence of a phase transition, the HMF model is extended to a model having algebraically decaying interactions, called the $-XY$ model, described by the following Hamiltonian:²⁾

$$H = \frac{1}{2} \sum_{i=1}^N p_i^2 + \frac{1}{2N} \sum_{i=1}^N \sum_{j=1}^N \frac{1 - \cos(q_i - q_j)}{r_{ij}} : \quad (1.1)$$

Each rotator is placed on a site of the periodic d -dimensional simple lattice, that is $N = L^d$ for the lattice of size L , and r_{ij} is the shortest distance between the sites i and j . The $-XY$ model includes the HMF model as $d = 0$, and the nearest neighbor interaction realizes in $d = 1$. The factor N is introduced for recovering the extensivity of the system, but the factor does not make the system additive for $0 < d < 1$. In this article, N is defined as $\sum_{i=1}^N 1/r_{ij}$.³⁾ In the long-range regime $0 < d < 1$, Campa et al. show that the $-XY$ model including the external magnetic field essentially has the same canonical partition function with the HMF model in $N \rightarrow \infty$,³⁾ and the critical value of the energy for a second-order phase transition is common as $U = E/N = 0.75$, with E being the value of the Hamiltonian. Recent studies of the $-XY$ model are briefly summarized in Ref.4).

In this article, in the long-range regime, we investigate how macroscopic variables for the ϕ -XY system with finite N approaches the thermodynamic limit ($N \rightarrow \infty$). They could go towards canonical averages as N increases (see Appendix, and Refs. 5){7} for the HMF model), but it is not obvious whether the convergence speed depends on d or not. Some non-universalities appear as dynamical aspects in $0 < d < 1$,⁴⁾ and hence we compare canonical averages of the macroscopic variables in $N \rightarrow \infty$ and time-averaged variables with finite N . The time-averaged variables are obtained by integrating the canonical equation of motion yielded from the Hamiltonian (1.1). We set $d = 1$ for the convenience of numerical computations, and show that, for the supercritical energy regime, the time-averages of macroscopic variables with finite N algebraically approach the canonical averages taken in $N \rightarrow \infty$ as N increases, and the exponents depend on d .

2. Theoretical Prediction

As macroscopic variables we observe, we adopt modulus of the magnetization and the temperature. The magnetization vector $\vec{M} = (M_x; M_y)$ and its modulus M are defined as $\vec{M} = \frac{1}{N} \sum_{i=1}^N (\cos q_i; \sin q_i)$ and $M = \sqrt{M_x^2 + M_y^2}$, respectively. The temperature in the sense of dynamics is defined as $T_N^d = \frac{1}{N} \sum_{j=1}^N p_j^2$. Note that we numerically compute averages through Hamiltonian dynamics instead of canonical ensemble, then a fixed variable is neither T nor T_N^d , but the internal energy $U = E/N$.

In this section, we estimate the following two discrepancies

$$M(N) = \langle M \rangle_N - \langle M \rangle_1; \quad T(N) = T_N - T; \quad (2.1)$$

where $\langle X \rangle_N$ and $\langle X \rangle_1$ denote the canonical average of X with finite N degrees of freedom and one in $N \rightarrow \infty$ respectively. $\langle M \rangle_N$ and $\langle M \rangle_1$ are calculated in Ref 8) with the aid of the saddle-point approximation.³⁾ T_N is the temperature for the system with N degrees of freedom and is defined as

$$U = \langle M \rangle_N(T_N); \quad (2.2)$$

The relation (2.2) bridges between Hamiltonian dynamics and canonical statistics. We require that the relation (2.2) holds in any degrees of freedom and hence $\langle M \rangle_N(T_N) = \langle M \rangle_1(T)$: The average $\langle M \rangle_1(T)$ is related to T and $\langle M \rangle_1^2$ as

$$2\langle M \rangle_1(T) = T + 1 - \langle M \rangle_1^2(T); \quad (2.3)$$

The relation (2.3) is straightforwardly obtained for the HMF model, and holds in the long-range regime $0 < d < 1$ due to the universality of the canonical partition function.³⁾

Although we do not show the derivation, we can show the following relation for $T = T_c$, T_c being the canonical critical temperature⁸⁾

$$T(N) = \langle M \rangle_N^2 + bN^{-(1-d)}; \quad (2.4)$$

The constant b represents the diagonal elements of the matrix $(1-r_{ij})$, and can be chosen arbitrarily. We select $b = 2.0$ to obtain a fully positive spectrum which enables us to apply the Hubbard-Stratonovitch transformation.³⁾

3. Numerical Results

Let us check the validity of our theoretical predictions of T and M numerically. The time-averaged temperature $\langle T_N^d \rangle_t$ and the order parameter $\langle M \rangle_t$ are defined as follows:

$$\langle T_N^d \rangle_t(t_0) \equiv \frac{1}{t_0} \int_0^{t_0} T_N^d(t) dt; \quad \langle M \rangle_t(t_0) \equiv \frac{1}{t_0} \int_0^{t_0} M(t) dt; \quad (3.1)$$

Numerical integrations of the canonical equation of motion are performed by using a fourth-order symplectic integrator.⁹⁾ Thanks to the Fast Fourier Transformation technique, the calculation times are of order $N \ln N$. The time slice of the integrator is set at 0.2 and it suppresses the relative energy error $E = E_{\text{rel}} \approx 10^{-5}$. Our initial condition is, for all values of α , the canonical equilibrium distribution of the HMF model, that is p and q are randomly taken from the distributions being proportional to $\exp(-p^2/2)$ and $\exp(-\langle M \rangle_1 \cos q)$ ⁷⁾ respectively, where $\beta = 1/T$. The sum of momenta is an integral of motion, and we initially set it to zero. The computing time, t_0 in Eq.(3.1), are set to more than 10^6 to realize equilibrium states in the sense of dynamics, where we define such equilibrium as when the time-averaged macroscopic variables are almost stationary. Typical time sequence of both $\langle M \rangle_t(t_0)$ and $\langle T_N^d \rangle_t(t_0)$ are shown in Fig.1 as functions of computing time t_0 . In Fig.1, we observe finite size effects M and T , which are discrepancies from $\langle M \rangle_1$ and T respectively.

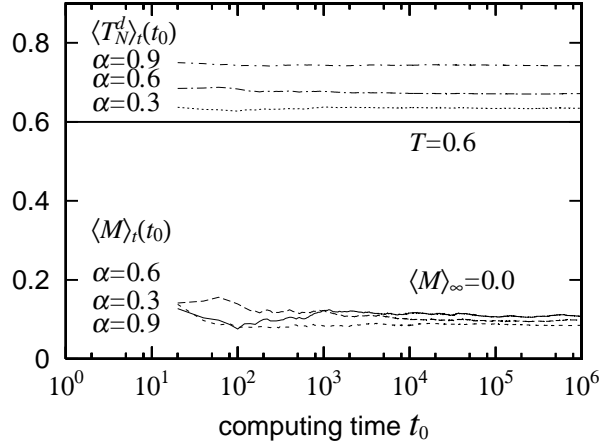


Fig. 1. Time-averaged values $\langle T_N^d \rangle_t(t_0)$ and $\langle M \rangle_t(t_0)$ as functions of computing time t_0 . Parameters are taken at $N = 256$, $\alpha = 0.3; 0.6; 0.9$ and $U = 0.8$, for which $\langle M \rangle_1 = 0.0$. The horizontal solid line represents the corresponding canonical temperature $T = 0.6$.

For the supercritical energy regime, we investigate the finite size effects for two values of energy. One is the high enough energy $U = 5.0$, and the other one is supercritical but the middle energy $U = 0.8$. The discrepancies $M(N)$ and $T(N)$ are shown in Fig.2 as functions of N . It is shown that the discrepancies algebraically decrease as N increases, that is

$$M(N)/N \sim M(\beta U); \quad T(N)/N \sim T(\beta U); \quad (3.2)$$

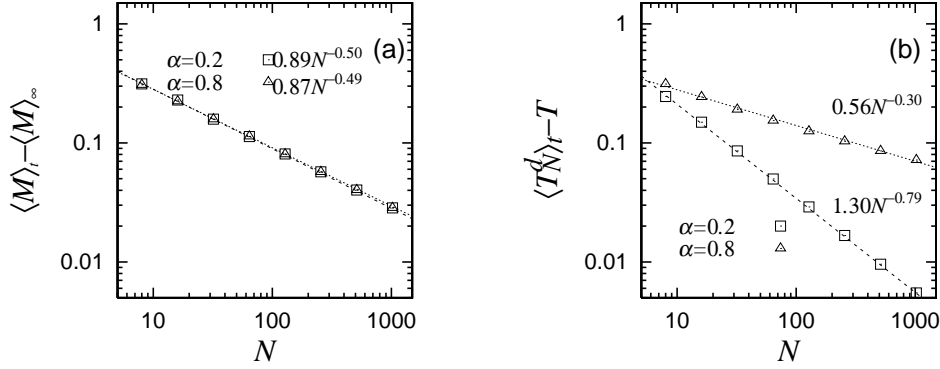


Fig. 2. Dependence on N of the two discrepancies (a) $\langle M \rangle_t - \langle M \rangle_l$ and (b) $\langle TN \rangle_t - T$ at $U = 5.0$. Asymptotic power-law decays are observed.

According to the theoretical prediction (2.4), the exponent μ_M should be related to the other μ_T as

$$\mu_T = \min(2\mu_M; 1): \quad (3.3)$$

Let us check the relation (3.3) by observing the exponents μ_M and μ_T as functions of α .

For the high enough energy $U = 5.0$ (see Fig.3(a)), the theoretical curve is in good agreement with numerical results in the interval $0 < \alpha < 0.6$. In addition, the theoretical prediction is qualitatively good for $U = 0.8$ (see Fig.3(b)). For further discussions, we refer the reader to Ref.8).

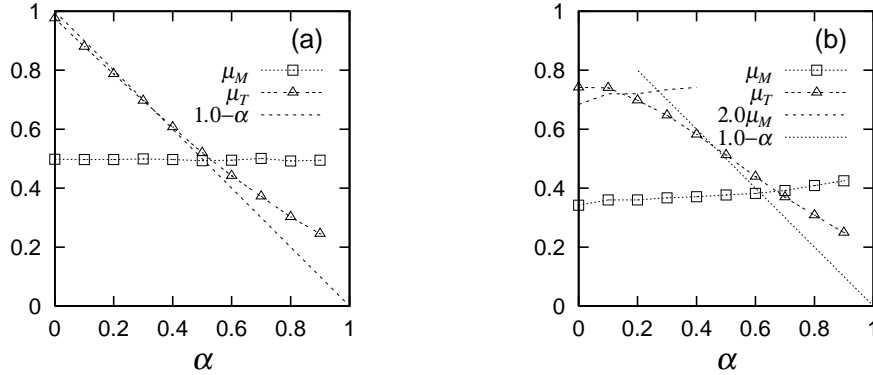


Fig. 3. Exponents μ_M and μ_T as functions of α . (a) $U = 5.0$. (b) $U = 0.8$. Dashed curves represent theoretical predictions.

4. Conclusions

In this article the ϕ -XY model (1.1) with $d = 1$ has been studied for the long-range regime $0 < \alpha < 1$, so that we clarify the role of interaction length in Hamiltonian systems with many degrees of freedom.⁸⁾ We have studied dependences on degrees of freedom for time-averaged macroscopic variables calculated through

Hamiltonian dynamics with finite degrees of freedom, contrasted with the canonical averages of ones in the thermodynamic limit. A non-universal behavior in $0 < \beta < 1$ is observed in the asymptotic behavior of the discrepancies for the supercritical regime. For the supercritical regime, the discrepancy between the two averages decays as a power-type function, and the exponents depending on β are explained by applying the canonical ensemble with finite degrees of freedom with the aid of the saddle-point approximation. This non-universal behavior sheds light on the study of Hamiltonian systems with long-range interactions.

Acknowledgments

One of the authors (SG) has been supported by a JSPS Fellowship for Young Scientists. SG also thanks the organizers for giving SG a good opportunity to talk about this study in the conference. The other author (YYY) has been partially supported by the Ministry of Education, Science, Sports and Culture, Grant-in-Aid for Young Scientists (B), 16740223, 2004.

Appendix

In this appendix, to show that the values of the canonical averages of macroscopic variables are close to the values of time-averages of ones, we numerically study equilibrium values of macroscopic variables for models with finite N and $d = 1$ in each situation. In the canonical ensemble and in the dynamical system, we use a conventional Monte Carlo algorithm and a fourth symplectic integrator respectively. First, for the model with $\beta = 0.3$, and this is close to $\beta = 0$, Figs.4 and 5 show that the relations $\langle \mathcal{H} \rangle_N \sim \langle \mathcal{H} \rangle_N$ in the canonical ensemble are close to $\langle \mathcal{H} \rangle_t \sim \langle \mathcal{H} \rangle_t$ in the dynamical system. Furthermore, it is suggested that the time-averaged values of macroscopic variables go towards the canonical averages of ones evaluated in the thermodynamic limit as N increases. Next, for the model with $\beta = 0.9$, we show the values of the magnetization and the temperature as functions of the energy density in Figs.6 and 7. The relations $\langle \mathcal{H} \rangle_N \sim \langle \mathcal{H} \rangle_N$ in the canonical ensemble are close to $\langle \mathcal{H} \rangle_t \sim \langle \mathcal{H} \rangle_t$ in the dynamical system again. However, in this case, the prediction from the canonical average evaluated in the thermodynamic limit is not close to the relations $\langle \mathcal{H} \rangle_N \sim \langle \mathcal{H} \rangle_N$ and $\langle \mathcal{H} \rangle_t \sim \langle \mathcal{H} \rangle_t$.

Thus, from the observations in the two cases $\beta = 0.3$ and $\beta = 0.9$, we conclude that, at a fixed value of β provided $\beta < 1$, the relations $\langle \mathcal{H} \rangle_N \sim \langle \mathcal{H} \rangle_N$ in the canonical ensemble are close to the relations $\langle \mathcal{H} \rangle_t \sim \langle \mathcal{H} \rangle_t$ in the dynamical system. Meanwhile, at any fixed value of N , the discrepancies between $\langle \mathcal{H} \rangle_N \sim \langle \mathcal{H} \rangle_N$ and $\langle \mathcal{H} \rangle_t \sim \langle \mathcal{H} \rangle_t$, and between $\langle \mathcal{H} \rangle_t \sim \langle \mathcal{H} \rangle_t$ and $\langle \mathcal{H} \rangle_t \sim \langle \mathcal{H} \rangle_t$, become larger as β increases up to unity. This tendency of the discrepancy is consistent with ones in Fig.3 for the supercritical energy regime.

References

- 1) M. Antoniadou and S. Roussopoulos, Phys. Rev. E 52 (1995), 2361.
- 2) C. Anteneodo and C. Tsallis, Phys. Rev. Lett. 80 (1998), 5313.

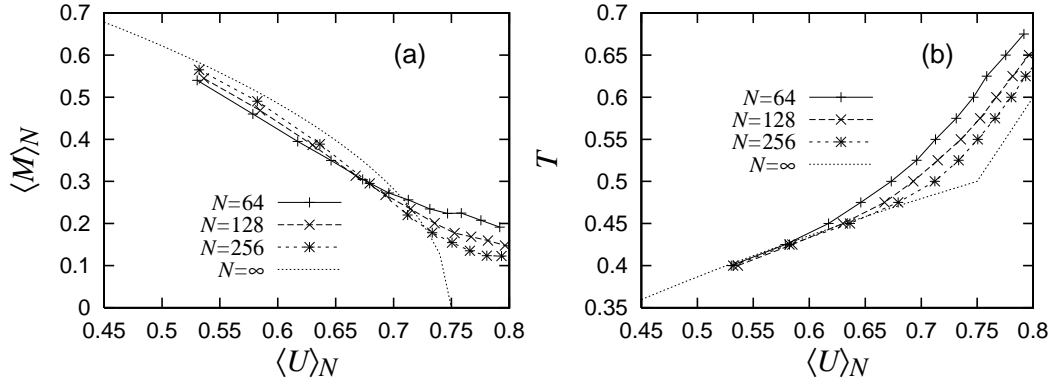


Fig. 4. Dependence on N of the values of macroscopic variables in the canonical ensemble with $\beta = 0.3$, (a) $\langle M \rangle_N$ vs $\langle U \rangle_N$ and (b) T vs $\langle U \rangle_N$.

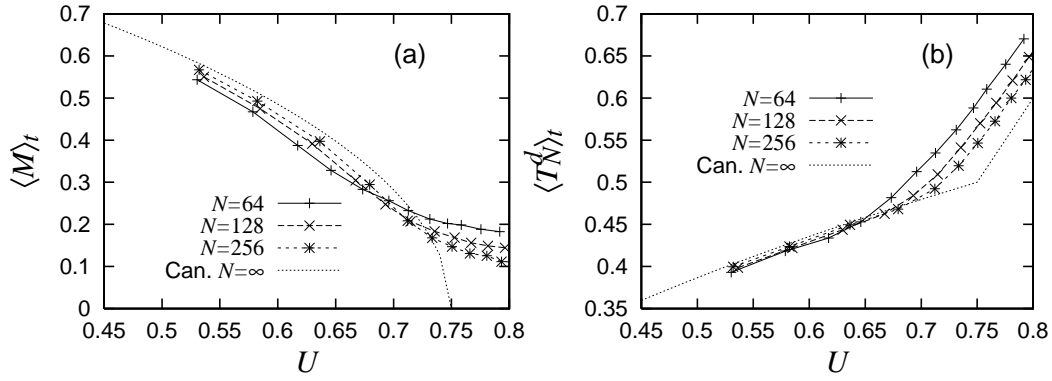


Fig. 5. Dependence on N of the values of macroscopic variables in the dynamical system with $\beta = 0.3$, (a) $\langle M \rangle_t$ vs U and (b) $\langle T_N^d \rangle_t$ vs U . Here the lines denote the canonical averages of M and T_N^d in $N \rightarrow \infty$.

- 3) A. Campa, A. Giansanti and D. Moroni, Phys. Rev. E 62 (2000), 303.
- 4) A. Giansanti, D. Moroni and A. Campa, Chaos Solitons and Fractals 13 (2002), 407.
- 5) V. Latora, A. Rapisarda and S. Rufo, Phys. Rev. Lett. 83 (1999), 2104.
- 6) Y. Y. Yamaguchi, Phys. Rev. E 68 (2003), 066210.
- 7) Y. Y. Yamaguchi, J. Barre, F. Bouchet, T. Dauxois and S. Rufo, Physica A 337 (2004), 36.
- 8) S. Goto and Y. Y. Yamaguchi, Physica A 354 (2005), 312.
- 9) H. Yoshida, Phys. Lett. A 150 (1998), 262; Celest. Mech. Dyn. Astron. 56 (1993), 27.

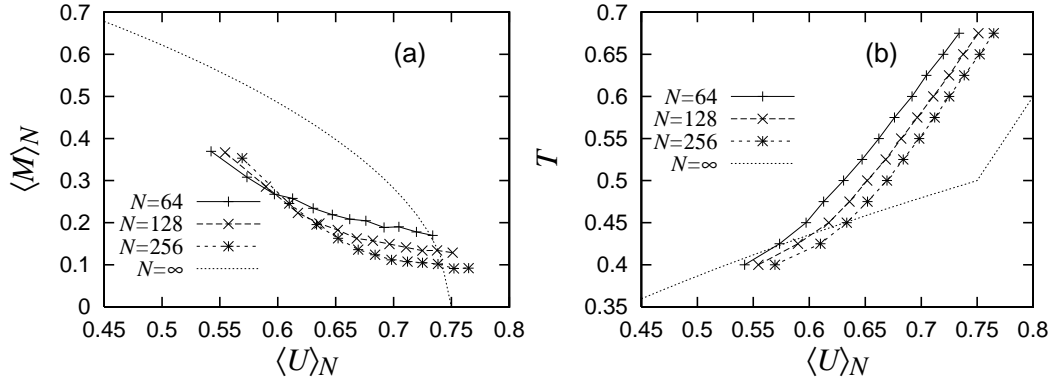


Fig. 6. Dependence on N of the values of macroscopic variables in the canonical ensemble with $\beta = 0.9$, (a) $\langle M \rangle_N$ vs $\langle U \rangle_N$ and (b) T vs $\langle U \rangle_N$.

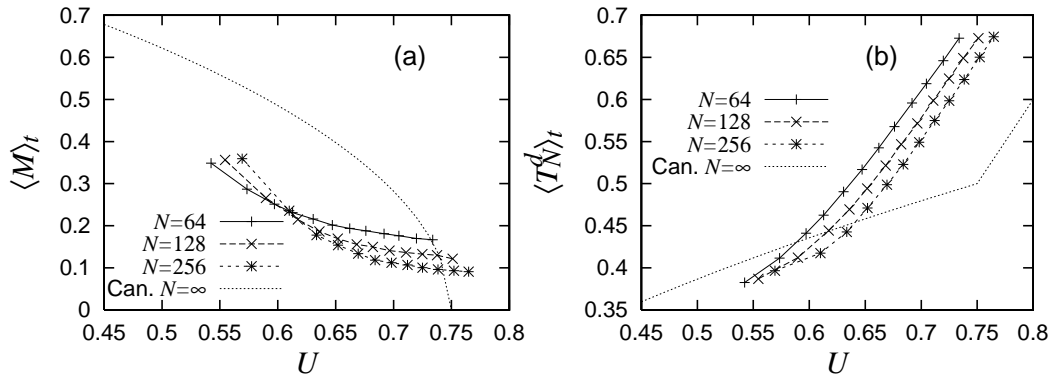


Fig. 7. Dependence on N of the values of macroscopic variables in the dynamical system with $\beta = 0.9$, (a) $\langle M \rangle_t$ vs U and (b) $\langle T_N^d \rangle_t$ vs U . Here the lines denote the canonical averages of M and T_N^d in $N \rightarrow \infty$.