

Insulating transition in the flux-flow resistivity of a high temperature superconductor

Benjamin Morgan,^{1,*} D. M. Broun,² Ruixing Liang,³ D. A. Bonn,³ W. N. Hardy,³ and J. R. Waldram¹

¹*Department of Physics, Cavendish Laboratory, J J Thomson Avenue, Cambridge, CB3 0HE, United Kingdom*

²*Physics Department, Simon Fraser University, Burnaby, BC, V5A 1S6, Canada*

³*Department of Physics and Astronomy, University of British Columbia, Vancouver, BC, V6T 1Z1, Canada*

(Dated: March 23, 2022)

Measurements of the DC resistivity of under-doped cuprate superconductors^{1,2} have revealed a metal-insulator transition at low temperatures when superconductivity is suppressed by a very large magnetic field, with the resistivity growing logarithmically in the low temperature limit. This insulating behaviour has been associated not only with the large magnetic fields, but also with the under-doped composition and intrinsic sample inhomogeneity, and it is important to establish whether these factors are essential to it. Here we report high resolution microwave measurements of the flux-flow resistivity of optimally doped $\text{YBa}_2\text{Cu}_3\text{O}_{6+x}$ in the mixed state at temperatures down to 1.2 K. We find that the effective resistivity of the vortex cores exhibits a metal-insulator transition, with a minimum at 13 K and a logarithmically growing form below 5 K. The transition is seen in samples of the highest quality and in magnetic fields as low as 1 T. Our work is the first report of a metal-insulator transition in optimally doped $\text{YBa}_2\text{Cu}_3\text{O}_{6+x}$, and the first such transition to be seen in a system in which superconductivity has not been globally suppressed.

Any theoretical description of a superconductor must be rooted in an understanding of the ground state from which superconductivity arises, information about which can be obtained by measuring the electrical resistivity in the normal state of the material. However, the high magnetic fields required to suppress superconductivity in the cuprate superconductors make it extremely difficult to measure the normal state resistivity in the low temperature limit. The most widely studied cuprate superconductor is optimally doped $\text{YBa}_2\text{Cu}_3\text{O}_{6+x}$ but its upper critical magnetic field³ B_{c2} is in excess of 100 T, which is extremely difficult to generate and impossible to maintain in the laboratory. However, superconductivity can be suppressed in localized regions⁴ of a sample by applying a field greater than its lower critical field B_{c1} , which is⁵ of order 0.1 T for optimally doped $\text{YBa}_2\text{Cu}_3\text{O}_{6+x}$. This gives rise to the mixed state, in which the superconducting sample is threaded by lines of magnetic flux surrounded by vortices of supercurrent. In the vicinity of each vortex, electrons are removed from the superconducting condensate and become subject to normal resistive processes: they may be thought of as a quasi-normal metallic system.

If a transport current is passed through the sample and the vortices are free to move in response to it, the induced electric field will drive the transport current through the vortex core regions⁶, as illustrated in Figure 1(a). The current will be carried by non-superconducting electrons and subjected to resistive dissipation. This process can be described by a measurable quantity, the flux-flow resistivity ρ_{ff} , which is the effective resistivity of the vortex cores multiplied by the fraction of the material that they occupy. Figure 2(a) shows microwave measurements of $\rho_{\text{ff}}(T)$ on a high-quality sample of optimally doped $\text{YBa}_2\text{Cu}_3\text{O}_{6+x}$. At a temperature close to the superconducting transition temperature T_c , the flux-flow resistivity joins smoothly with the normal state resistivity. Just

below T_c it falls sharply, because ρ_{ff} is weighted according to the size of the vortex cores, which shrink dramatically as the temperature is reduced just below the superconducting transition. At low temperatures, the flux-flow resistivity exhibits a minimum in strength at $T = 13$ K and a pronounced increase as the temperature is lowered further. At these temperatures, the core size is almost independent of temperature⁷, so the observed form of $\rho_{\text{ff}}(T)$ must reflect the temperature dependence of the core resistivity itself.

At first sight it is surprising that the low temperature upturn in $\rho_{\text{ff}}(T)$ has not been observed before, since optimally doped $\text{YBa}_2\text{Cu}_3\text{O}_{6+x}$ is the most studied high- T_c superconductor. However, although in a perfect sample the vortices would be free to move in response to an applied DC transport current, in real samples at low temperatures the vortices are strongly pinned by local material inhomogeneities at which superconductivity is suppressed. In low frequency experiments the flux can not flow, there is no induced electric field and no current is driven through the vortex core. Instead, the current flows around the core region, as illustrated in Figure 1(b), with the result that there is no dissipation and the flux-flow resistivity can not be measured. Nevertheless it *can* be measured in a high frequency experiment, even in the presence of vortex pinning. In response to a microwave transport current, the vortices oscillate about their pinned positions at the microwave frequency ω , an electric field is induced and the current flows through the normal cores. However, the effective resistivity associated with vortex motion is no longer simply the flux-flow resistivity ρ_{ff} , but a complex quantity ρ_v which is determined by the effects of both resistive flux flow and vortex pinning⁸. It is given by the formula⁴ $\rho_v = \rho_{\text{ff}} (1 - i \frac{\omega_p}{\omega})^{-1}$ where ω_p is known as the de-pinning frequency.

Several research groups^{9,10,11,12} have demonstrated the effectiveness of microwave techniques in measuring the

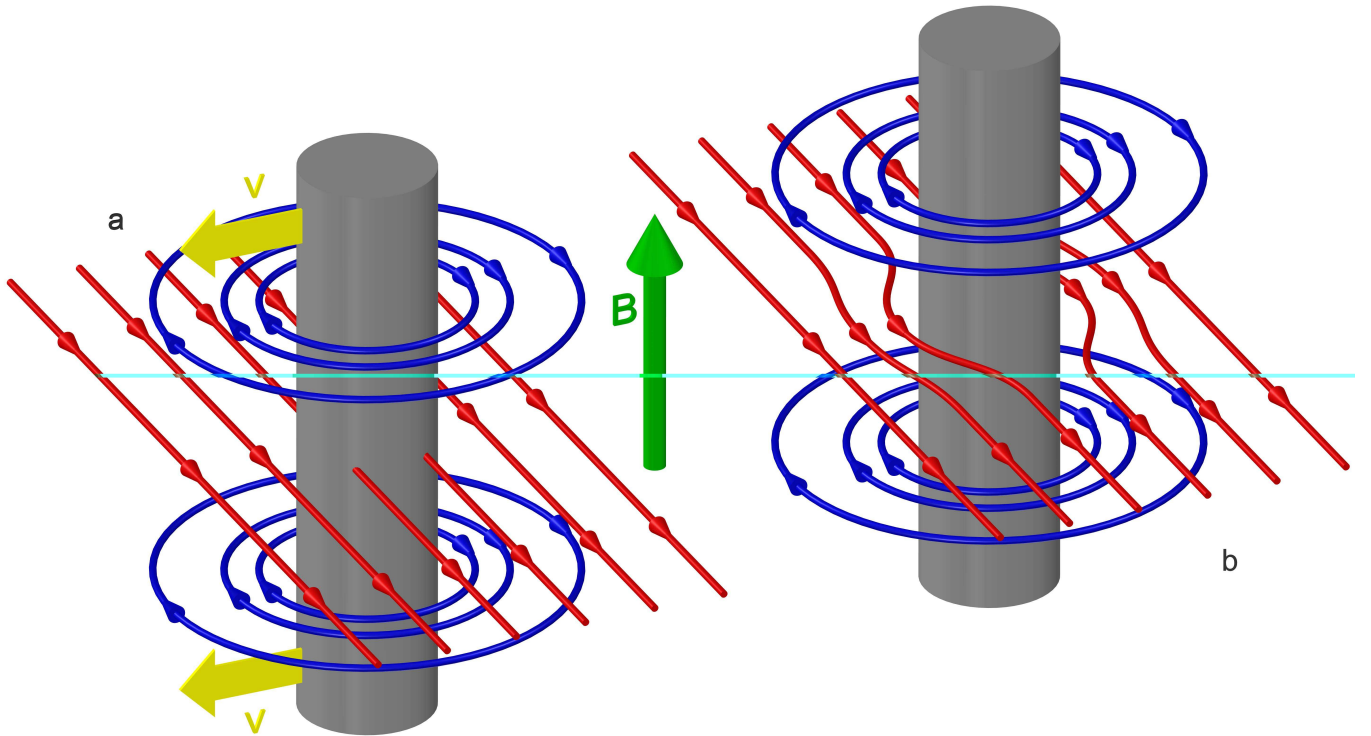


FIG. 1: A vortex in a superconductor in an applied DC magnetic field B (green arrow), responding to a DC electric current. The core of the vortex is represented by a cylinder of normal metal through which a line of magnetic flux passes. In order to screen this flux from the bulk of the superconductor, supercurrents of density J_s flow around the normal core (blue arrows). The external application of a DC current density J_{DC} (red arrows) causes a Lorentz force to be exerted upon the vortex. In (a) the vortex is free to respond to the force and moves perpendicularly to the applied current and the magnetic field with a velocity v . This movement of the vortex generates an electric field in the core region *via* the Faraday effect and the applied current flows through the core, causing electrical dissipation. In (b) the vortex is pinned in place by a material inhomogeneity. Since the vortex does not move, no electric field exists to drive the applied current through the core. In this case, the surrounding superconductor acts as a “short circuit” through which all of the DC electric current flows, resulting in no dissipation and no measurable flux-flow resistivity.

flux-flow resistivity of high- T_c superconductors at temperatures as low as 10 K. At such low temperatures, the complex resistivity of the sample as a whole is well described by^{13,14} $\rho_m = \rho_v + \rho_s$ where ρ_s is the complex resistivity of the superconducting regions in between the vortices, which can reasonably be assumed to be the same as that measured with the sample in zero DC magnetic field, since $B \ll B_{c2}$. Thus to extract ρ_v (and hence ρ_{ff}) from a microwave measurement, the *full complex resistivity* of the sample measured in zero field must be subtracted from that measured in the mixed state. Until recently however, it has not been feasible to resolve the detailed temperature dependence of the flux-flow resistivity, especially at very low temperatures. For the experiments reported here, a new technique was developed¹⁵ that allows these measurements to be made with unprecedented precision¹⁶. The success of the innovation is apparent in the surface impedance data of Figure 2(b), which show negligible random noise.

In order to compare the results of the present work with the DC resistivity measurements in magnetic fields of up to 60 T by Ando and Boebinger^{1,2}, it will be useful

to convert the quantity $\rho_{ff}(T)$ into an effective normal resistivity $\rho_n(T)$ associated with the non-superconducting electrons in the vortex core regions. A standard method to achieve this¹⁷ is to use the empirical relation $\frac{\rho_{ff}}{\rho_n} \sim \frac{B}{B_{c2}}$, which is known to describe accurately the temperature dependence of the flux-flow resistivity of conventional superconductors in the limits $\frac{T}{T_c} \rightarrow 0$ and $\frac{B}{B_{c2}} \rightarrow 0$. Note that the function we use for $\frac{B}{B_{c2}(T)}$ shows a very weak temperature dependence at low temperatures³, which is consistent with published measurements of the vortex core size⁷. The temperature dependence of $\rho_n(T)$ can also be seen in the $\rho_{ff}(T)$ data, which are effectively only re-scaled at low temperatures by an almost constant factor. Figure 3 shows the resulting $\rho_n(T)$ from an experiment in which the temperature range was extended down to 1.2 K. In Figure 3(b) the data are plotted on a logarithmic temperature scale. At temperatures below 5 K the quasi-normal resistivity satisfies the relation $\rho_n = \rho_0 \ln(\frac{T_0}{T})$ where ρ_0 and T_0 are constants. The same logarithmic expression describes the low-temperature resistivity of under-doped $\text{La}_{2-x}\text{Sr}_x\text{CuO}_4$ in which super-

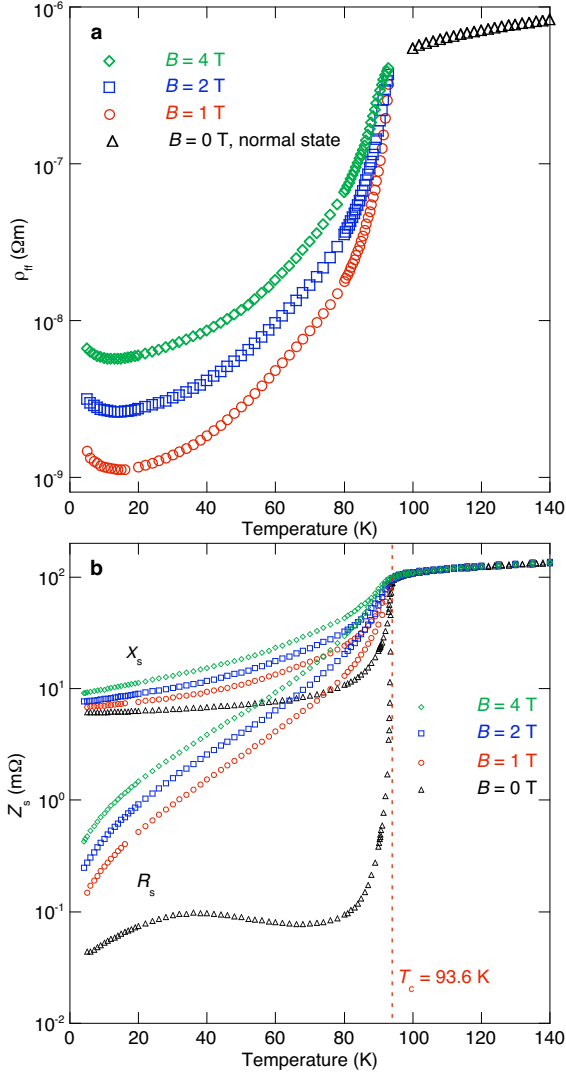


FIG. 2: Microwave measurements of optimally doped $\text{YBa}_2\text{Cu}_3\text{O}_{6+x}$ in DC magnetic fields of 1 T (circles), 2 T (squares) and 4 T (diamonds) and in zero field (triangles). (a) The flux-flow resistivity $\rho_{\text{ff}}(T)$ plotted on a logarithmic scale. Also shown is the real part of the complex resistivity in the normal state (triangles), to which ρ_{ff} tends as $T \rightarrow T_c$. In all three data sets, $\rho_{\text{ff}}(T)$ has a minimum at $T = 13$ K. The magnetic field dependence of ρ_{ff} at low temperatures is predominantly due to the increase in the proportion of the sample that is occupied by the vortices as the magnetic field is increased. (b) The surface impedance data from which the flux-flow resistivity data were extracted.

conductivity has been globally suppressed by a very large magnetic field^{1,2}.

These results make several new and important contributions to our understanding of high- T_c superconductors. The metal-insulator transition observed in our work occurs in ultra-high purity samples, at low magnetic fields and at optimal doping. These features place tight constraints upon theoretical explanations of the metal-insulator transition in the cuprates: it can no longer be

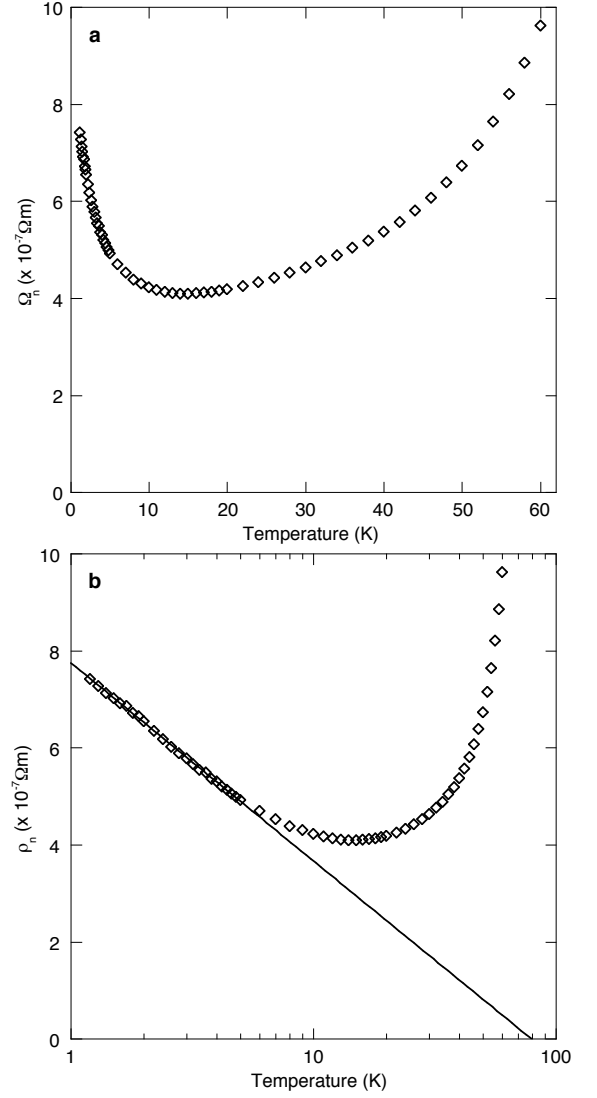


FIG. 3: The effective resistivity $\rho_n(T)$ of the normal cores of vortices in optimally doped $\text{YBa}_2\text{Cu}_3\text{O}_{6+x}$ in a magnetic field of 4 T, found using $\rho_n(T) = \rho_{\text{ff}}(T) \frac{B}{B_{c2}(T)}$ and taking $B_{c2}(T)$ from a smooth fit to the data of Reference³. Note that this empirical relation¹⁷ can not set the absolute magnitude of ρ_n , whose scale is uncertain by an arbitrary constant factor. Only the lowest temperatures are shown in order to examine the upturn below 13 K in more detail. (a) Plotted on a linear temperature scale. (b) Plotted on a logarithmic temperature scale, clearly showing that $\rho_n \propto \ln(\frac{1}{T})$ for $T \leq 5$ K.

viewed as a consequence simply of disorder or high fields, or as confined to the under-doped part of the phase diagram. We have shown that the insulating response with $\rho_n \propto \ln(\frac{1}{T})$ persists at least up to optimal doping in the $\text{YBa}_2\text{Cu}_3\text{O}_{6+x}$ system, a doping level at which there is little evidence¹⁸ of magnetic order, charge order or granular metallic behaviour. Moreover, possibly the most significant new feature of the observed insulating behaviour is that it coexists with superconductivity in the bulk material. Low temperature measurements of the

DC resistivity of cuprates necessarily rely on the global suppression of superconductivity, either by a large magnetic field^{1,2} or by chemical doping¹⁹. Until now there existed the possibility that superconductivity was being destroyed *coincidentally* with a metal-insulator transition in the electronic ground state, induced by disorder or a large magnetic field. The present work shows un-

ambiguously that the intrinsic ground state underlying superconductivity in optimally doped $\text{YBa}_2\text{Cu}_3\text{O}_{6+x}$ is an electrical insulator at low temperatures. That superconductivity can arise from an insulating ground state confirms the extremely unconventional nature of high- T_c superconductivity.

-
- * Electronic address: B.Morgan.96@cantab.net
- ¹ Ando, Y., Boebinger, G., Passner, A., Kimura, T. & Kishio, K. Logarithmic divergence of both in-plane and out-of-plane normal-state resistivities of superconducting $\text{La}_{2-x}\text{Sr}_x\text{CuO}_4$ in the zero-temperature limit. *Phys. Rev. Lett.* **75**, 4662–4665 (1995).
 - ² Boebinger, G. *et al.* Insulator-to-metal crossover in the normal state of $\text{La}_{2-x}\text{Sr}_x\text{CuO}_4$ near optimal doping. *Phys. Rev. Lett.* **77**, 5417–5420 (1996).
 - ³ Sekitani, T., Miura, N., Ikeda, S., Matsuda, Y. & Shiohara, Y. Upper critical field for optimally doped $\text{YBa}_2\text{Cu}_3\text{O}_{7-\delta}$. *Physica B* **346–347**, 319–324 (2004).
 - ⁴ Tinkham, M. *Introduction to Superconductivity* (McGraw-Hill, 1996), second edn.
 - ⁵ Liang, R., Dosanjh, D., Bonn, D., Hardy, W. & Berlinsky, A. Lower critical fields in an ellipsoid-shaped $\text{YBa}_2\text{Cu}_3\text{O}_{6.95}$ single crystal. *Phys. Rev. B* **50**, 4212–4215 (1994).
 - ⁶ Bardeen, J. & Stephen, M. Theory of the motion of vortices in superconductors. *Phys. Rev.* **140**, A1197–A1207 (1965).
 - ⁷ Sonier, J. E., Brewer, J. H. & Kiefl, R. F. μSR studies of the vortex state in type-II superconductors. *Rev. Mod. Phys.* **72**, 769–811 (2000).
 - ⁸ Gittleman, J. I. & Rosenblum, B. The pinning potential and high-frequency studies of type-II superconductors. *J. Appl. Phys.* **39**, 2617–2621 (1968).
 - ⁹ Morgan, D. *et al.* Measurements of the flux flow resistivity in $\text{YBa}_2\text{Cu}_3\text{O}_{6.95}$ by microwave techniques. *Physica C* **235–240**, 2015–2016 (1994).
 - ¹⁰ Golosovsky, M., Tsindlekht, M., Chayet, H. & Davidov, D. Vortex depinning frequency in $\text{YBa}_2\text{Cu}_3\text{O}_{7-x}$ superconducting thin films: Anisotropy and temperature dependence. *Phys. Rev. B* **50**, 470–477 (1994).
 - ¹¹ Parks, B. *et al.* Phase-sensitive measurements of vortex dynamics in the terahertz domain. *Phys. Rev. Lett.* **74**, 3265–3268 (1995).
 - ¹² Tsuchiya, Y. *et al.* Electronic state of vortices in $\text{YBa}_2\text{Cu}_3\text{O}_y$ investigated by complex surface impedance measurements. *Phys. Rev. B* **63**, 184517 (2001).
 - ¹³ Coffey, M. W. & Clem, J. R. Unified theory of effects of vortex pinning and flux creep upon the rf surface impedance of type-II superconductors. *Phys. Rev. Lett.* **67**, 386–389 (1991).
 - ¹⁴ Brandt, E. H. Penetration of magnetic ac fields into type-II superconductors. *Phys. Rev. Lett.* **67**, 2219–2222 (1991).
 - ¹⁵ Morgan, B. *Microwave Surface Impedance of $\text{YBa}_2\text{Cu}_3\text{O}_{6.95}$ in the Mixed State*. Ph.D. thesis, University of Cambridge (2005).
 - ¹⁶ Huttema, W. *et al.* Apparatus for high resolution microwave spectroscopy in strong magnetic fields (2005). Preprint cond-mat/0510401 at <http://xxx.lanl.gov>.
 - ¹⁷ Strnad, A., Hempstead, C. & Kim, Y. Dissipative mechanism in type-II superconductors. *Phys. Rev. Lett.* **13**, 794–797 (1964).
 - ¹⁸ Orenstein, J. & Millis, A. Advances in the physics of high-temperature superconductivity. *Science* **288**, 468–474 (2000).
 - ¹⁹ Sun, X., Segawa, K. & Ando, Y. Low-temperature nodal-quasiparticle transport in lightly doped $\text{YBa}_2\text{Cu}_3\text{O}_y$ near the edge of the superconducting doping regime. *Phys. Rev. B* **72**, 100502 (2005).