

Induced Chern-Simons term of a paired electron state in the quantum Hall system

T. Aoyama

Institute for Solid State Physics, University of Tokyo,
5-1-5 Kashiwanoha, Kashiwa, Chiba 277-8581, Japan

N. Maeda

Department of Physics, Hokkaido University, Sapporo 060-0810, Japan

(Dated: December 26, 2021)

Abstract

The induced Chern-Simons term for a paired electron state is calculated in the quantum Hall system by using a field theory on the von Neumann lattice. The coefficient of the Chern-Simons term, which is the Hall conductance, has not only the usual term proportional to a filling factor due to P (parity) & T (time reversal) symmetry breaking but also correction terms due to P & T & U(1) symmetry breaking. The correction term essentially comes from the Nambu-Goldstone mode and depends on an infrared limit. It is shown that the correction term is related to a topological number of a gap function in the momentum space.

PACS: 73.43.-f, 74.20.Fg, 11.15.-q

Keywords: Quantum Hall effect, BCS theory, Chern-Simons gauge theory

I. INTRODUCTION

The half-filled states for each Landau level (LL) show amazing diversity. It is widely believed that the composite fermion state [1], which has an isotropic Fermi surface, is realized at the half-filled lowest LL. At the half-filled second LL, an incompressible state with a small energy gap is observed. This is a very rare case of an even denominator fractional quantized Hall conductance [2]. At the half-filled third and higher LLs, a highly anisotropic compressible state, which has a highly anisotropic longitudinal resistivity, is observed [3]. Theoretical studies suggest that this state is a striped state [4]. In the von Neumann lattice formalism, the striped state (striped Hall gas) is a compressible state which has anisotropic Fermi surfaces [5].

In this paper, we concentrate attention on the half-filled second LL, in which the $5/2$ fractional quantized Hall conductance is observed. Moore and Read proposed the pfaan state which is represented by the Laughlin wave function with the pfaan factor [6, 7]. The pfaan state is considered as a spin polarized p wave superconducting state of composite fermions [8]. Experiments show that the $5/2$ quantized Hall state disappears by a tilted magnetic field and anisotropic states are realized [9]. Motivated by these theoretical proposals and experimental observations, we apply the BCS method to a striped state with anisotropic Fermi surfaces. A mean field approach shows that a spin polarized p wave like pairing state at a long-distance physics is more stable than a striped state at the half-filled second LL [10]. Since a Nambu-Goldstone (NG) mode appears in the paired electron state and the Galilean invariance is spontaneously broken in the striped state, the quantization of the Hall conductance must be studied carefully.

The Hall conductance is quantized topologically as a reflection of a fully gapped state. The integer quantized Hall conductance is represented by a topological number in a one-body problem in a magnetic field and a periodic potential [11]. In a field theoretical formalism [12], the Hall conductance can be represented by a topological number of an electron Green's function by using the Ward-Takahashi (WT) identity. The Hall conductance is the coefficient of the Chern-Simons term in the effective action [13]. It is proved that the Chern-Simons term is not renormalized perturbatively beyond the one-loop order if the vacuum has only massive modes [14, 15]. In a superconducting state, however, the $U(1)$ symmetry is spontaneously broken and the massless NG mode appears. Furthermore, the WT identity is

anomalous due to the off-diagonal condensation in particle-hole space. Therefore the long wavelength limit must be treated delicately and the quantization of the Hall conductance becomes nontrivial in the present case. For example, in a P (parity) & T (time reversal) violating superconductor, in which P & T are spontaneously broken without an external magnetic field, the Chern-Simons term is induced. The coefficient of this Chern-Simons term has infrared singularities due to the NG mode of the broken U(1) symmetry and is related with a topological number [16]. Related examples are investigated in some field theoretical models [17, 18].

In this paper, we examine to calculate the effective action for a paired electron state (not a paired composite fermion state [7]). At the electron one-loop order, only the Chern-Simons term is induced and the coefficient becomes $\frac{e^2}{2}$ at a leading factor after integrating out the NG mode. Beyond the one-loop order, not only the Chern-Simons term but also the Meissner term are induced. In order to include a vertex correction, the anomalous WT identity is applied in a gauge invariant manner [19]. The coefficient of the Chern-Simons term has corrections to $\frac{e^2}{2}$. The corrections include an infrared singularity and are related to a topological invariant of a gap function in the momentum space, intriguingly.

The paper is organized as follows. In section II, we review the BCS formalism in the von Neumann lattice basis. In section III, the low-energy effective action of a paired electron states is derived in the one-loop order. In section IV, we investigate the effective action beyond the one-loop order with the help of the WT identity. Section V is a summary and discussion. In Appendix A, some useful relations including the Pauli's matrices are provided. In Appendix B, the matrix elements between different LL indices in a current vertex are given. In Appendix C, we present an example of an infrared limit in which the correction term appears in the Hall conductance.

II. BCS FORMALISM

In a strong perpendicular magnetic field B , an electron guiding-center coordinate $(X; Y)$ of a cyclotron motion with frequency $\omega_c = \frac{eB}{m}$ is non-commutative as

$$[X; Y] = i\frac{a^2}{2}; \quad (2.1)$$

where $a = \frac{q}{eB} \frac{\hbar}{2}$. The guiding-center coordinate is a conserved quantity in each LL energy $E_1 = \hbar \omega_c (l + \frac{1}{2})$; thus $(X; Y)$ space generates the degeneracy within one LL. The non-commutativity introduces a cell structure of area a^2 . The minimum uncertainty state in $(X; Y)$ space is given by the coherent state, namely the eigenstate of $X + iY$. The states become a minimal complete set when expectation values of $(X; Y)$ are on sites of a lattice whose unit cell area is a^2 [20]. We call this lattice the von Neumann lattice (vNL) [21]. A unit magnetic flux penetrates the unit cell of the vNL. The magnetic translational invariance is replaced by the lattice translational invariance, which provides a two-dimensional momentum \mathbf{p} whose fundamental region is a magnetic Brillouin zone (MBZ), $|\mathbf{p}_i| \leq \frac{\pi}{a}$. Moreover, a local $U(1)$ gauge symmetry in \mathbf{p} space appears. Within a LL, a one-electron state is labeled by \mathbf{p} and feels the $U(1)$ gauge field along its path in \mathbf{p} space. More specially, the electron is on the base manifold of a two torus where the unit flux penetrates the surface of the torus. An electron field is expanded by the direct product of the LL state $|j\rangle$ and the momentum state $|p\rangle$ as

$$\psi(\mathbf{r}; t) = \sum_{\mathbf{p} \in \text{MBZ}} \sum_{j=0}^Z \frac{d^2 \mathbf{p}}{(2\pi)^2} \frac{X^j}{j!} b_{j\mathbf{p}} e^{i \mathbf{p} \cdot \mathbf{r}} |j\rangle |p\rangle \quad (2.2)$$

The electron operator $b_{j\mathbf{p}}$ obeys a twisted boundary condition $b_{j\mathbf{p}+2\pi\mathbf{n}} = b_{j\mathbf{p}} e^{i \mathbf{p} \cdot \mathbf{n}}$ with $(\mathbf{p}; \mathbf{n}) = (\mathbf{n}_x + \mathbf{n}_y) - \mathbf{n}_y \mathbf{p}_x$. In the following, we take $\hbar = c = a = 1$. We use the rectangular lattice $(X; Y) = (m r_s; n r_s)$, where m, n are integers and r_s is an asymmetry parameter of the vNL. The notations $\hat{\mathbf{k}} = (r_s k_x; k_y r_s)$ and $\mathbf{p} = (p_x r_s; r_s p_y)$ are used.

First of all, we review the BCS formalism in the vNL formalism [10]. In particular, we apply the Nambu representation of a spinless fermion, namely, a spin polarized electron due to a strong magnetic field.

A. Hartree-Fock-Bogoliubov-de Gennes Hamiltonian and current vertex

Let us consider a clean electron system in a planar space in a strong magnetic field. The electrons interact each other through the Coulomb interaction. The total Hamiltonian is given by $H = H_0 + H_c$ where

$$H_0 = \sum_{\mathbf{r}} d^2 \mathbf{r} \sum_{\mathbf{p}} \frac{(\mathbf{p} + e\mathbf{A})^2}{2m} \psi^\dagger(\mathbf{r}) \psi(\mathbf{r}); \quad (2.3)$$

$$H_c = \frac{1}{2} \sum_{\mathbf{r}} d^2 \mathbf{r} d^2 \mathbf{r}' V_c(\mathbf{r} - \mathbf{r}') \psi^\dagger(\mathbf{r}) \psi^\dagger(\mathbf{r}') \psi(\mathbf{r}) \psi(\mathbf{r}'); \quad (2.4)$$

Here $\psi(r) = \psi(r)$, $V_c(r) = \frac{e^2}{4r}$ and $\epsilon^2 = \frac{e^2}{4}$ used as the energy unit. In the BCS formalism [22], H_c is decomposed into a mean field Hamiltonian H_m and a residual Coulomb interaction $H_c - H_m$ as $H = H_0 + H_m + (H_c - H_m)$. The Hartree-Fock-Bogoliubov-de Gennes (HFBd) Hamiltonian $H_{HFBd} = H_0 + H_m$ is defined by

$$H_{HFBd} = \sum_{\mathbf{p}} \sum_{\mathbf{p}'} \frac{d^2 \mathbf{p}}{(2\pi)^2} \sum_{\mathbf{p}''} \sum_{\mathbf{p}'''} g_1(\mathbf{p}) \psi_{\mathbf{p}}^\dagger \psi_{\mathbf{p}'} \psi_{\mathbf{p}''} \psi_{\mathbf{p}'''} \quad (2.5)$$

with a spinor [19]

$$\psi_{\mathbf{p}} = \frac{1}{\sqrt{2}} \begin{pmatrix} b_{\mathbf{p}} \\ b_{\mathbf{p}}^\dagger \end{pmatrix} \quad (2.6)$$

Here, σ_i is the Pauli's matrix, and $g_1(\mathbf{p}) = (\text{Re } g_1(\mathbf{p}); \text{Im } g_1(\mathbf{p}); g_1(\mathbf{p}))$ is a mean field vector in which $g_1(\mathbf{p})$ is a superconductivity gap and $g_1(\mathbf{p})$ is an energy spectrum of a normal state. The mean field vector will be determined by solving simultaneous self-consistent equations later. The energy eigenvalues of $g_1(\mathbf{p})$ are given by $\epsilon_{\mathbf{p}}(\pm g_1(\mathbf{p}))$.

A Green's function $G_1(\mathbf{p})$ without a LL mixing is defined in a matrix form for the particle-hole space by

$$i \int_{t_1}^{t_2} dt_1 e^{ip_0(t_1 - t_2)} \text{Tr} \left[\sum_{\mathbf{p}_1, \mathbf{p}_2} \sum_{\mathbf{p}_3} \sum_{\mathbf{p}_4} G_1(\mathbf{p}) \frac{1}{(2\pi)^2} (\mathbf{p}_1 - \mathbf{p}_2 - 2\mathbf{n}) e^{i\mathbf{p}_3 \cdot \mathbf{p}_4} \right] \quad (2.7)$$

with

$$G_1(\mathbf{p}) = \frac{p_0 \sigma_0 + g_1(\mathbf{p})}{p_0^2 - g_1(\mathbf{p})^2 + i} e^{i\mathbf{p}_0 \cdot \mathbf{p}} \quad (2.8)$$

Here, σ_0 is a unit matrix and i is a positive infinitesimal. The boundary conditions for components of $g_1(\mathbf{p})$ are non-trivial as

$$g_1(\mathbf{p} + 2\mathbf{n}) = g_1(\mathbf{p}); \quad (2.9)$$

$$g_1(\mathbf{p} + 2\mathbf{n}) = e^{2i\mathbf{p} \cdot \mathbf{n}} g_1(\mathbf{p}); \quad (2.10)$$

according to the twisted periodicity of $b_{\mathbf{p}}$. This indicates that the gap function is a complex number.

Next, a current operator is introduced in the matrix form for the particle-hole space. The Fourier transformed current operator $j(\mathbf{q}) = e^{i\mathbf{q} \cdot \mathbf{r}} \int d^2 r \mathbf{j}(\mathbf{r})$ is represented by

$$j(\mathbf{q}) = \sum_{\mathbf{p}} \sum_{\mathbf{p}'} \frac{d^2 \mathbf{p}}{(2\pi)^2} \sum_{\mathbf{p}''} \sum_{\mathbf{p}'''} \mathbf{j}(\mathbf{p}; \mathbf{p} - \mathbf{q}) \psi_{\mathbf{p}}^\dagger \psi_{\mathbf{p}'} \psi_{\mathbf{p}''} \psi_{\mathbf{p}'''} \quad (2.11)$$

with the current vertex in the matrix form

$$\Gamma_{(0)l_1 l_2}(\mathbf{p}; \mathbf{p} - \mathbf{q}) = \begin{pmatrix} 0 & 1 \\ f_{l_1 l_2}(\mathbf{q}) & 0 \end{pmatrix} A e^{i \int_{\mathbf{p}-\mathbf{q}}^{\mathbf{p}} \mathbf{A}(\mathbf{k}) \cdot d\mathbf{k}} \quad (2.12)$$

where the matrix element is given by

$$f_{l_1 l_2}(\mathbf{q}) = \langle l_1 | \frac{1}{2} \mathbf{v} \cdot \mathbf{e}^{i\mathbf{q} \cdot \mathbf{r}} | l_2 \rangle \quad (2.13)$$

Here, $\mathbf{v} = (v_x; v_y; v_z)$ is an electron velocity and $\mathbf{r} = (x; y; z)$ is a relative coordinate operator. Clearly, $f_{l_1 l_2}(\mathbf{q}) = f_{l_2 l_1}(\mathbf{q})$ follows from the definition of $f_{l_1 l_2}(\mathbf{q})$ (see Appendix B).

The current vertex is entirely different from the one in an electron system without a magnetic field. The spatial components of the current vertex are not represented by a momentum derivative of a free kinetic energy. Furthermore, the current operator has the non-trivial phase factor $e^{i \int_{\mathbf{p}-\mathbf{q}}^{\mathbf{p}} \mathbf{A}(\mathbf{k}) \cdot d\mathbf{k}}$ caused by the U(1) gauge field in p space. The phase factor is given in the Landau gauge $\mathbf{A}(\mathbf{k}) = (\frac{k_y}{2}; 0)$ as

$$i \int_{\mathbf{p}-\mathbf{q}}^{\mathbf{p}} \mathbf{A}(\mathbf{k}) \cdot d\mathbf{k} = \frac{i}{4} (\mathbf{p} - \mathbf{q})_x (\mathbf{p} + \mathbf{q})_y \quad (2.14)$$

The field strength $B = r_k \mathbf{A}(\mathbf{k}) = \frac{1}{2}$ is equivalent to the unit flux in the MBZ.

B. Gap equation

In the HFBd Hamiltonian, $g_1(\mathbf{p})$ is determined by solving simultaneous self-consistent equations of the electron self-energy part:

$$g_1(\mathbf{p}) = E_1 + \int_{\text{MBZ}} \frac{d^2 q}{(2\pi)^2} \frac{g(\mathbf{q})}{2g(\mathbf{q})} V_1^{\text{HF}}(\mathbf{q} - \mathbf{p}) \quad ; \quad (2.15)$$

$$g_1(\mathbf{p}) = \int_{\text{MBZ}} \frac{d^2 q}{(2\pi)^2} \frac{g(\mathbf{q})}{2g(\mathbf{q})} V_1(\mathbf{q} - \mathbf{p}) e^{i \int_{\mathbf{p}-\mathbf{q}}^{\mathbf{p}} \mathbf{A}(\mathbf{k}) \cdot d\mathbf{k}} \quad (2.16)$$

where $V_1^{\text{HF}}(\mathbf{q}) = \sum_n \frac{q_y}{2} V_1(\frac{q_y}{2} + n) + \sum_n \frac{q_x}{2} V_1(\frac{q_x}{2} + n) + \sum_n V_1(\frac{q}{2} + n)$, $V_1(\mathbf{q}) = \int_{\text{MBZ}} \frac{d^2 q}{(2\pi)^2} V_1(\mathbf{p}) e^{i\mathbf{p} \cdot \mathbf{q}}$, $V(\mathbf{q}) = \int d^2 r e^{i\mathbf{q} \cdot \mathbf{r}} \mathbf{v}_c(\mathbf{r})$ and $V_1(\mathbf{p}) = \int_{\text{MBZ}} \frac{d^2 q}{(2\pi)^2} g^2 V(\mathbf{p})$. Note that the gap equation (2.16) has the gauge field $\mathbf{A}(\mathbf{k})$ twice as large as the one of the current vertex matrix Eq. 2.12). By using Eq. (A4), the gap equation is rewritten in a non-local form with p space covariant derivative $D = i\mathbf{r} \cdot \mathbf{p} + A(\mathbf{p})$ as

$$g_1(\mathbf{p}) = \int_{\text{MBZ}} \frac{d^2 q}{(2\pi)^2} V_1(\mathbf{q}) e^{i\mathbf{q} \cdot \mathbf{D}} \frac{g_1(\mathbf{p})}{2g(\mathbf{p})} \quad (2.17)$$

where $A(\mathbf{p}) = 2\phi(\mathbf{p})$. This is because the gap function $\phi(\mathbf{p})$ is a condensation of the electron pair feeling the gauge field $2\phi(\mathbf{p})$. Thus, a LL state expansion associated with the gauge field $A(\mathbf{p})$ is useful to solve Eq. 2.17). The p space LL state ϕ_n is defined by

$$D^2 \phi_n(\mathbf{p}) = e_n \phi_n(\mathbf{p}) \quad (2.18)$$

with an eigenvalue $e_n = \frac{2}{\hbar^2} (n + \frac{1}{2})$. The eigenfunctions with the same boundary condition as $\phi_1(\mathbf{p})$ are given by

$$\phi_n^{(2)}(\mathbf{p}) = \frac{1}{\hbar^n n!} \left(\frac{\hbar}{2} (D_x - iD_y) \right)^n \frac{p_x + ip_y}{2} e^{-\frac{p_y^2}{2}} \#_2 \quad (2.19)$$

$$\phi_n^{(3)}(\mathbf{p}) = \frac{1}{\hbar^n n!} \left(\frac{\hbar}{2} (D_x - iD_y) \right)^n \frac{p_x + ip_y}{2} e^{-\frac{p_y^2}{2}} \#_3 \quad (2.20)$$

These eigenfunctions have the following properties $\phi_n^{(2;3)}(\mathbf{p}) = (-1)^n \phi_n^{(2;3)}(\mathbf{p})$, $\phi_n^{(2)}(p_x + ip_y) = \phi_n^{(2)}(p_x; p_y)$, $\phi_n^{(3)}(p_x + ip_y) = \phi_n^{(3)}(p_x; p_y)$, $\phi_n^{(2)}(p_x; p_y + i) = e^{-ip_x} \phi_n^{(3)}(p_x; p_y)$, and $\phi_n^{(3)}(p_x; p_y + i) = e^{-ip_x} \phi_n^{(2)}(p_x; p_y)$. Since the gap has the odd parity, $\phi(\mathbf{p}) = -\phi(\mathbf{p})$, we expand $\phi_1(\mathbf{p})$ and $\frac{\phi(\mathbf{p})}{2g(\mathbf{p})}$ as

$$\phi_1(\mathbf{p}) = \sum_{n=1}^{\infty} c_n^{(i)} \phi_{2n-1}^{(i)}(\mathbf{p}); \quad (2.21)$$

$$\frac{\phi_1(\mathbf{p})}{2g(\mathbf{p})} = \sum_{n=1}^{\infty} d_n^{(i)} \phi_{2n-1}^{(i)}(\mathbf{p}); \quad (2.22)$$

The coefficients $c_n^{(i)}$ and $d_n^{(j)}$ are determined self-consistently. Furthermore, the chemical potential is determined by a filling factor as

$$\begin{aligned} &= \int_{-\infty}^{\infty} \frac{dp_0}{2\pi i} \int_{\text{MBZ}} \frac{d^2 p}{(2\pi)^2} \frac{1}{2} \text{Tr} f_{3G_{l_0}}(\mathbf{p}) g \\ &= l_0 + \frac{1}{2} \int_{\text{MBZ}} \frac{d^2 p}{(2\pi)^2} \frac{l_0(\mathbf{p})}{2g(\mathbf{p})}; \end{aligned} \quad (2.23)$$

with the assumption that the condensation happens at the l_0 th LL. The trace is taken for both the LL and the particle-hole space.

We suppose that a normal state is a striped Hall gas with anisotropic Fermi surfaces in the Hartree-Fock approximation. Since the kinetic energy in a strong magnetic field is quenched into the LL energy, the electron states are infinitely degenerate and a Fermi surface does not exist in the absence of the interaction. In the striped Hall gas, the momentum dependent kinetic energy is spontaneously generated by the Coulomb interaction in the Hartree-Fock

approximation. Then the degeneracy is lifted and anisotropic Fermi surfaces are formed in the MBZ. In an electron system without a magnetic field, on the other hand, a momentum dependent free kinetic term exists and a Fermi surface is formed according to the Pauli's exclusion principle. In such a well-known system, the Cooper's instability is triggered by a certain attractive interaction, and then a gap function is determined by a gap equation. In the present case, however, the kinetic energy and the pairing condensation are generated at the same time by the Coulomb interaction, as seen in Eqs. (2.15) and (2.16).

In the reference [10], a self-consistent calculation was done by using an effective Hamiltonian and a solution at the half-filled $l=1$ LL was numerically obtained as

$$\Delta_1(p_y) = t_e \cos p_y - t_{(0;3)} \cos 3p_y \quad (2.24)$$

$$\langle p \rangle = c_1^{(3)} \langle p \rangle + c_3^{(3)} \langle p \rangle; \quad (2.25)$$

where $t_e = 0.03$, $t_{(0;3)} = 0.0003$, $c_1^{(3)} = 0.0104$, $c_3^{(3)} = 0.0018$, and $\Delta_0 = 0.0006$. The gap function behaves like p-wave at the long wavelength limit. In the following, calculations of the Hall conductance are carried out for a general mean field solution. Therefore, any solutions satisfying the self-consistent equations can be applied to following calculations.

We assume that the magnetic field is strong enough to neglect the LL mixing in the Green's function, and the normal state is the striped Hall gas at the l_0 th LL. Then the mean field vector is written as

$$g_1(p) = \begin{pmatrix} \langle \text{Re} \langle p \rangle; \text{Im} \langle p \rangle; l_0(p) \rangle \\ \vdots \\ (0; 0; E_1) \end{pmatrix} \quad l = l_0; \quad (2.26)$$

where the Fermi energy lies at the l_0 th LL.

III. EFFECTIVE ACTION IN ONE-LOOP ORDER

We study a long-distance behavior of the spontaneous $U(1)$ symmetry breaking state by calculating the current correlation function

$$\langle j \rangle = \frac{1}{i(TS)} \int_1^Z \int_1^Z dt_1 dt_2 e^{iq_0(t_1 - t_2)} \langle j(q; t_1) j(-q; t_2) \rangle \quad (3.1)$$

in the electron one-loop order, where TS is a product of total time and total area. Under a static homogeneous electric field E_y , the current density in x direction is calculated by using

the gauge field $a_0^{\text{ext}} = y E_y$ as $\hbar J^x(x) i = i \int_{-\infty}^{\infty} dx^0 x^x (x - x^0) a^{\text{ext}}(x^0) = i \int_{-\infty}^{\infty} dx^0 (q) \int_{-\infty}^{\infty} dx^y E_y$, where $\partial_y = \frac{\partial}{\partial x^y}$. Thus, the physical observable χ_{xy} reflects the low-energy behavior of the slope of $\langle q \rangle$ at the origin, which should be gauge invariant.

We consider an effective action of a fluctuating gauge field around an external gauge field A . The action of our system is microscopically written as

$$S[\psi; a] = \int d^3x \bar{\psi}(x) \gamma_0 (\partial_0 + e a_0 + H_0(p + eA + e a)) \psi(x) : \quad (3.2)$$

This action is manifestly invariant under the $U(1)$ gauge transformation $\psi(x) \rightarrow e^{ie\phi(x)} \psi(x)$ and $a(x) \rightarrow a(x) + \partial(x)$. The mean field action in the HFBd approximation, which describes the spontaneous $U(1)$ symmetry breaking, is given by

$$S_{\text{HFBd}}[\psi; a] = S_{(0)}[\psi] + S_{\text{int}}[\psi; a]; \quad (3.3)$$

$$S_{(0)}[\psi] = \int d^3p \bar{\psi}(p) G^{-1}(p) \psi(p); \quad (3.4)$$

$$S_{\text{int}}[\psi; a] = \int d^3x \bar{\psi}(x) j(x) a(x) + \frac{e!_c}{2} j^0(x) a(x) - a(x) g; \quad (3.5)$$

We use a short notation for the integral as $\int d^3p = \int_{R^1} dp_0 \int_{R^2} d^2p = \int_{-\infty}^{\infty} \frac{dp_0}{(2\pi)} \int_{-\infty}^{\infty} \frac{d^2p}{(2\pi)^2}$ and the contraction of sub-scripts and super-scripts for the space-time index is taken. Here, the electron field is a two-component spinor for the particle-hole space, and G^{-1} and j are the inverse Green's function in Eq. (2.8) and the current in Eq. (2.11), respectively. The second term in Eq. (3.5) is a diamagnetic term. The action $S_{\text{HFBd}}[\psi; a]$ does not hold the $U(1)$ gauge symmetry, because the pairing condensation breaks it. In order to recover the symmetry in the action [23], a NG mode is introduced by

$$\psi(x) \rightarrow e^{ie\phi(x)} \psi(x); \quad (3.6)$$

Accordingly, the NG mode always couples with others by replacing a with $a + \partial$ in $S_{\text{HFBd}}[\psi; a]$. After integrating the electron field, the low-energy effective action takes the form as

$$S_e[a; \phi] = \int d^3q \frac{e^2}{(2\pi)^3} (a; q - iq - q) (q) (a_{q1} + iq - q) - \frac{e!_c}{4} (a - q - iq - q) (a + iq - q); \quad (3.7)$$

where the second term comes from the diamagnetic current part. The long-distance behavior is obtained by the Taylor expansion $\langle q \rangle = \langle 0 \rangle + q \partial \langle q \rangle|_{q=0} + O(q^2)$ in the effective action. The one-loop current correlation function $\langle 0 \rangle(q)$ is given by

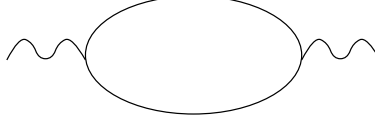


FIG. 1: Feynman diagram for the current correlation function in one-loop order. The solid line stands for the Green function G . The wavy line attached to solid line stands for the bare vertex.

$$\Gamma_{(0)}^{ij}(q) = ie^2 \int \frac{d^3p}{2} \text{Tr}[\Gamma_{(0)}^{ij}(p; p-q) G(p-q) \Gamma_{(0)}^{ij}(p-q; p) G(p)] \quad (3.8)$$

The corresponding Feynman diagram is shown in Fig. 1. The overall plus sign is due to the fermion one-loop.

First, let us calculate $\Gamma_{(0)}^{0i}(0)$. The off-diagonal terms vanish immediately because $\Gamma_{(0)}^{0i}(0)$ contains $\text{Tr}[\Gamma_{(0)}^{0i}(p; p) \Gamma_{(0)}^{ij}(p; p)] = 0$ and $\Gamma_{(0)}^{ij}(0)$ contains $\int dq (g_{i+1} - g_1)_z = 0$ due to Eq. (2.26). The diagonal terms create the gauge fields mass term and the kinetic term of the NG mode. The direct calculation shows

$$\begin{aligned} \Gamma_{(0)}^{00}(0) &= \frac{e^2}{2} \int \frac{d^2p}{T^2} \frac{j(p)j^2}{g_{l_0}^3} v_n^2; \\ \Gamma_{(0)}^{ii}(0) &= i_c \left[\frac{e^2}{2} l_0 + \frac{1}{2} \int \frac{d^2p}{T^2} \frac{l_0(p)}{2g_{l_0}(p)} \right] + O\left(\frac{j \cdot j}{i_c}\right) \\ &= \frac{e^2 i_c}{2} + O\left(\frac{j \cdot j}{i_c}\right); \end{aligned} \quad (3.10)$$

where we use Eq. (2.26).

Second, we calculate the q linear terms $\Gamma_{(0)}^{ij}(q)_{q=0}$. It is easy to show that $\Gamma_{(0)}^{i0j}(q)_{q=0} = \Gamma_{(0)}^{i0j}(q)_{q=0}$, and $\Gamma_{(0)}^{0xy}(q)_{q=0} = \Gamma_{(0)}^{0yx}(q)_{q=0}$ by $\Gamma_{(0)}^{ij}(p; p-q)_{q=0} = \Gamma_{(0)}^{ij}(p-q; p)_{q=0}$ and $\text{Tr} f_{3G_{i+1}}^2(p) G_1(p)g = \text{Tr} f_{0G_{i+1}}^2(p) G_1(p)g$. The calculation is straightforward and we obtain

$$\begin{aligned} \Gamma_{(0)}^{i0j}(q)_{q=0} &= \frac{ie^2}{2} i_{ij} l_0 + \frac{1}{2} \int \frac{d^2p}{T^2} \frac{l_0(p)}{2g_{l_0}(p)} \int \frac{d^2p}{T^2} \frac{E_{l_0} j(p)j^2}{2g_{l_0}^3(p)} + O\left(\frac{j \cdot j}{i_c g_{l_0}}\right) \\ &= i \frac{e^2}{2} C_{l_0} i_{ij} + O\left(\frac{j \cdot j}{i_c g_{l_0}}\right); \end{aligned} \quad (3.11)$$

$$\begin{aligned} \Gamma_{(0)}^{0ij}(q)_{q=0} &= \frac{ie^2}{2} i_{ij} l_0 + \frac{1}{2} \int \frac{d^2p}{T^2} \frac{l_0(p)}{2g_{l_0}(p)} + O\left(\frac{j \cdot j}{i_c g_{l_0}}\right) \\ &= i \frac{e^2}{2} i_{ij} + O\left(\frac{j \cdot j}{i_c g_{l_0}}\right); \end{aligned} \quad (3.12)$$

where $C_{l_0} = \frac{e^2}{2} \int \frac{d^2p}{T^2} \frac{E_{l_0} j(p)j^2}{2g_{l_0}^3(p)}$. Apparently, $\Gamma_{(0)}^{0ij}(q)_{q=0}$ is different from $\Gamma_{(0)}^{i0j}(q)_{q=0}$. The other terms, $\Gamma_{(0)}^{ij}(q)_{q=0}$, disappear in the effective action, since these terms are coefficients

of parity odd terms $\mathbf{a}(\mathbf{q}) \cdot \mathbf{q} \mathbf{a}(-\mathbf{q})$. Next, we study whether the correction term C_{10} survives or not after the NG field is integrated out.

By substituting $\langle \mathbf{a}(\mathbf{q}) \rangle = 0$ and $\langle \mathbf{a}(\mathbf{q}) \mathbf{a}(-\mathbf{q}) \rangle = \frac{v_n^2}{2} \delta_{ij}$ into Eq. (3.7), the effective action reads

$$S_e[\mathbf{a}; \mathbf{J}] = \int \frac{d^3q}{(2\pi)^3} \left[\frac{v_n^2}{2} \mathbf{a}_{0;-\mathbf{q}} \mathbf{a}_{0;\mathbf{q}} + \frac{ie^2}{4} \mathbf{a}_{-\mathbf{q}} \cdot \mathbf{q} \mathbf{a}_{\mathbf{q}} + i \frac{C_{10}}{2} \mathbf{a}_{0;-\mathbf{q}} \mathbf{a}_{0;\mathbf{q}} + \frac{v_n^2}{2} \mathbf{q} \cdot \mathbf{q} \right] + i \frac{v_n^2}{2} \mathbf{q} \cdot \mathbf{J} + i C_{10} \mathbf{q} \cdot \mathbf{J} \quad (3.13)$$

Here, we see that the $\mathbf{a}_{0;-\mathbf{q}} \mathbf{a}_{0;\mathbf{q}}$ cancels the diamagnetic current term. After integrating out the NG field, we obtain the gauge invariant effective action

$$\begin{aligned} S_e[\mathbf{a}] &= i \int \frac{d^3q}{(2\pi)^3} \frac{e^2}{4} \mathbf{a}_{-\mathbf{q}} \cdot \mathbf{q} \mathbf{a}_{\mathbf{q}} \\ &= \frac{e^2}{2} \int d^3x \frac{1}{2} (\mathbf{a}(\mathbf{x}) \cdot \nabla \mathbf{a}(\mathbf{x})) \end{aligned} \quad (3.14)$$

As a result, at the fermion one-loop level, the induced low-energy effective action has merely the Chern-Simons term. Therefore, the Hall conductance in the one-loop order is given by

$$\kappa_{xy}^{\text{one-loop}} = \frac{e^2}{2} \quad (3.15)$$

In a usual superconductivity, a gauge invariant mass term of gauge fields is induced. In the present case, however, it is not induced in the one-loop level. In the next section, higher order corrections to the current vertex part are investigated by using the WT identity.

IV. BEYOND ONE-LOOP CALCULATION

In order to calculate the current correlation function beyond the one-loop order, we apply the WT identity to the current vertex part. To obtain the WT identity, it is quite useful to take the current basis in the vNL formalism following the reference [21]. In this basis, the electron annihilation operator is transformed by a unitary matrix as

$$\mathbf{b}_l(\mathbf{p}) = \sum_{l_1} U_{l_1 l_2}(\mathbf{p}) \mathbf{b}_{l_1}(\mathbf{p}) \quad (4.1)$$

The unitary matrix $U_{l_1 l_2}(\mathbf{p})$ is defined by

$$U_{l_1 l_2}(\mathbf{p}) = \langle \mathbf{b}_{l_1} | e^{i\mathbf{p} \cdot \mathbf{r}} e^{-i\mathbf{p} \cdot \mathbf{r}} | \mathbf{b}_{l_2} \rangle \quad (4.2)$$

The operator $U(\mathbf{p})$ is a translational operator for the electron relative coordinate as $U(\mathbf{p}) f(\mathbf{r}; \mathbf{p}) U^\dagger(\mathbf{p}) = f(\mathbf{r} + \frac{\mathbf{p} \times \mathbf{r}}{2}; \mathbf{p})$. The phase factor with the $U(1)$ gauge field $\mathbf{a}(\mathbf{p})$

in the density operator is eliminated by this transformation. The density operator is transformed into the form of one in the absence of the magnetic field, while the velocity is shifted in the current operator. In the current basis, the electron does not feel the U(1) gauge field (\mathbf{p}) but their cyclotron radii are changed. Actually, using the Hausdorff formula, the density and the current operators are rewritten as

$$\begin{aligned} j^0(\mathbf{q}) &= \int_{T^2} \int_{\mathbf{l}_1, \mathbf{l}_2} \int_{\mathbf{p}} d^2\mathbf{p} \, b_{\mathbf{l}_1, \mathbf{p}}^Y f U^Y(\mathbf{p}) U(\mathbf{p} - \mathbf{q}) g_{\mathbf{l}_1, \mathbf{l}_2} b_{\mathbf{l}_2, \mathbf{p} - \mathbf{q}} \\ &= \int_{T^2} \int_{\mathbf{l}_1, \mathbf{l}_2} \int_{\mathbf{p}} d^2\mathbf{p} \, b_{\mathbf{l}_1, \mathbf{p}}^Y b_{\mathbf{l}_2, \mathbf{p} - \mathbf{q}}; \end{aligned} \quad (4.3)$$

$$\begin{aligned} j^i(\mathbf{q}) &= \int_{T^2} \int_{\mathbf{l}_1, \mathbf{l}_2} \int_{\mathbf{p}} d^2\mathbf{p} \, b_{\mathbf{l}_1, \mathbf{p}}^Y \frac{1}{2} f v^i; U^Y(\mathbf{p}) U(\mathbf{p} - \mathbf{q}) g_{\mathbf{l}_1, \mathbf{l}_2} b_{\mathbf{l}_2, \mathbf{p} - \mathbf{q}} \\ &= \int_{T^2} \int_{\mathbf{l}_1, \mathbf{l}_2} \int_{\mathbf{p}} d^2\mathbf{p} \, b_{\mathbf{l}_1, \mathbf{p}}^Y h_{\mathbf{l}_1} j^i + \frac{\hbar c}{2} \left(\mathbf{p} - \frac{\mathbf{q}}{2} \right)^i j_2^i b_{\mathbf{l}_2, \mathbf{p} - \mathbf{q}}; \end{aligned} \quad (4.4)$$

In contrast to Eqs. (2.11) and (2.12), the phase factor with the U(1) gauge field (\mathbf{p}) is absent and velocity operators are translated.

In the Nambu representation, the electron field is transformed as

$$\tilde{\psi}_1(\mathbf{p}) = \int_{\mathbf{l}_1} U_{\mathbf{l}_1}(\mathbf{p}) \psi_{\mathbf{l}_1}(\mathbf{p}); \quad (4.5)$$

with the unitary matrix

$$U(\mathbf{p}) = \begin{pmatrix} 0 & 1 \\ U(\mathbf{p}) & 0 \\ 0 & U^\dagger(\mathbf{p}) \end{pmatrix} A; \quad (4.6)$$

Then the density and current operator are written as

$$\begin{aligned} j^0(\mathbf{q}) &= \int_{T^2} \int_{\mathbf{l}_1, \mathbf{l}_2} \int_{\mathbf{p}} d^2\mathbf{p} \, b_{\mathbf{l}_1, \mathbf{p}}^Y(\mathbf{p}) f U^Y(\mathbf{p}) U(\mathbf{p} - \mathbf{q}) g_{\mathbf{l}_1, \mathbf{l}_2} b_{\mathbf{l}_2, \mathbf{p} - \mathbf{q}}(\mathbf{p} - \mathbf{q}) \\ &= \int_{T^2} \int_{\mathbf{l}_1, \mathbf{l}_2} \int_{\mathbf{p}} d^2\mathbf{p} \, \tilde{\psi}_1^Y(\mathbf{p}) \psi_1(\mathbf{p} - \mathbf{q}); \end{aligned} \quad (4.7)$$

$$\begin{aligned} j^i(\mathbf{q}) &= \int_{T^2} \int_{\mathbf{l}_1, \mathbf{l}_2} \int_{\mathbf{p}} d^2\mathbf{p} \, b_{\mathbf{l}_1, \mathbf{p}}^Y(\mathbf{p}) \frac{1}{2} f v_{(0)}^i; U^Y(\mathbf{p}) U(\mathbf{p} - \mathbf{q}) g_{\mathbf{l}_1, \mathbf{l}_2} b_{\mathbf{l}_2, \mathbf{p} - \mathbf{q}}(\mathbf{p} - \mathbf{q}) \\ &= \int_{T^2} \int_{\mathbf{l}_1, \mathbf{l}_2} \int_{\mathbf{p}} d^2\mathbf{p} \, \tilde{\psi}_1^Y(\mathbf{p}) h_{\mathbf{l}_1} j_{(0)}^i + \frac{\hbar c}{2} \left(\mathbf{p} - \frac{\mathbf{q}}{2} \right)^i j_2^i \tilde{\psi}_1(\mathbf{p} - \mathbf{q}); \end{aligned} \quad (4.8)$$

where $v_{(0)}^i = v_{(0)}^i(\mathbf{p}; \mathbf{p})$ which is given by

$$v_{(0)}^i(\mathbf{p}; \mathbf{p}) = \begin{pmatrix} 0 & 1 \\ v^i & 0 \\ 0 & v^i \end{pmatrix} A; \quad (4.9)$$

The bare vertex function in this current basis is translated as

$$\tilde{\gamma}_{(0)}^i(p; p-q) = \gamma_{(0)}^i + \frac{1}{2} \frac{q}{p} \gamma_{(0)}^i \quad (4.10)$$

In this way, the density vertex is diagonalized, hence, it is easy to obtain the WT identity.

A . Current correlation function in the current basis

Before going to obtain and apply the WT identity, let us obtain a general formula of current correlation functions in the HFBd approximation. The current correlation functions are generally calculated as

$$\chi(q) = ie^2 \int \frac{d^3p}{2} \text{Tr} [\tilde{\gamma}_{(0)}^i(p; p-q) G(p-q) \tilde{\gamma}_{(0)}^i(p-q; p) G(p) g] \quad (4.11)$$

where $G(p) = U(p)G(p)U^\dagger(p)$, and $\tilde{\gamma}$ is a full current vertex. The corresponding Feynman diagram is shown in Fig. 2. To avoid the double counting of diagrams, only one of two vertex parts is dressed.

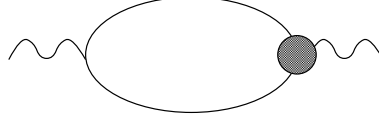


FIG. 2: Feynman diagram for the current correlation function of Eq. (4.11). The wavy line attached to dark circle stands for the full vertex.

Next we represent $\chi(q)_{\frac{1}{4}=0}$ in a simple form. Differentiating Eq. (4.11), we obtain

$$\begin{aligned} \chi(q)_{\frac{1}{4}=0} &= ie^2 \int \frac{d^3p}{2} \text{Tr} [\tilde{\gamma}_{(0)}^i(p; p-q)_{\frac{1}{4}=0} G(p) \tilde{\gamma}_{(0)}^i(p; p) G(p) \\ &+ \tilde{\gamma}_{(0)}^i(p; p) \partial_\mu G(p-q)_{\frac{1}{4}=0} \tilde{\gamma}_{(0)}^i(p; p) G(p) + \tilde{\gamma}_{(0)}^i(p; p) G(p) \partial_\mu \tilde{\gamma}_{(0)}^i(p-q; p)_{\frac{1}{4}=0} G(p) g] \end{aligned} \quad (4.12)$$

The first term vanishes because it contains only double pole of $\tilde{\gamma}_{(0)}^i(p; p-q)_{\frac{1}{4}=0} = (1 - \frac{1}{4}) \gamma_{(0)}^i$. The second term becomes

$$ie^2 \int \frac{d^3p}{2} \text{Tr} [\tilde{\gamma}_{(0)}^i(p; p) G(p) \partial_\mu G^{-1}(p) G(p) \tilde{\gamma}_{(0)}^i(p; p) G(p) g] \quad (4.13)$$

by using the relation $\partial_\mu G = G \partial_\mu G^{-1} G$. This term is represented by the Feynman diagram in Fig. 3. The third term in Eq. (4.12) contains the derivative of the vertex part. In the

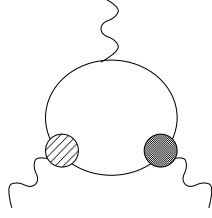


FIG .3: Feynman diagram of Eq. (4.13). The wavy line attached to oblique circle stands for ∂G^{-1} .

HFBd approximation, we use the HFBd Green's function in Eq. (2.8) in place of the full Green's function. Moreover, we use a dressed vertex defined by

$$\begin{aligned} \tilde{\Gamma}(p, q; p) &= \tilde{\Gamma}_{(0)}(p, q; p) \\ &+ \frac{d^3 q^0}{(2\pi)^3} V(q^0) {}_3G(p, q, q^0) \tilde{\Gamma}(p, q, q^0; p, q^0) {}_3G(p, q^0) {}_3; \end{aligned} \quad (4.14)$$

in place of the full current vertex. Then the derivative of the vertex part is given by

$$\begin{aligned} \partial \tilde{\Gamma}(p, q; p)_{j_F=0} &= \partial \tilde{\Gamma}_{(0)}(p, q; p)_{j_F=0} \\ &+ \frac{d^3 q^0}{(2\pi)^3} \partial V(q^0) {}_3G(p, q, q^0)_{j_F=0} \tilde{\Gamma}(p, q, q^0; p, q^0) {}_3G(p, q^0) {}_3 \\ &+ V(q^0) {}_3G(p, q^0) \partial \tilde{\Gamma}(p, q, q^0; p, q^0)_{j_F=0} {}_3G(p, q^0) {}_3 g; \end{aligned} \quad (4.15)$$

By substituting Eq. (4.15) into the third term of Eq. (4.12), the first term of them vanishes because of the same reason of the disappearance of the first term in Eq. (4.12). We again substitute Eq. (4.15) into the remaining terms, and repeat the same procedure. As a result, we obtain the infinite series of Feynman diagrams as shown in Fig.4. In this way, combining

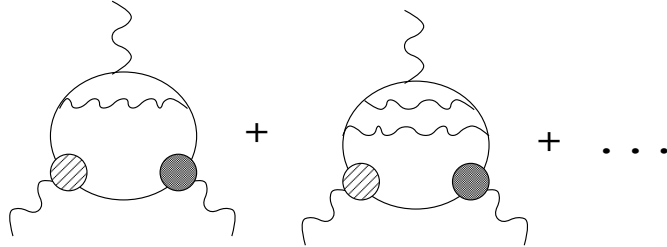


FIG .4: Feynman diagram for the third term in Eq. (4.12). Inner wavy line stands for the interaction potential $V(k)$.

the infinite series with Eq. (4.15), the bare vertex part is renormalized to the dressed vertex part of Eq. (4.14).

Consequently, we obtain the following useful formula

$$\Theta(q) \Big|_{q=0} = ie^2 \int \frac{d^3p}{2} \text{Tr} [\Theta^{-1}(p) \tilde{G}(p) \sim (p;p) \tilde{G}(p) \sim (p;p) \tilde{G}(p) g]; \quad (4.16)$$

whose Feynman diagram is shown in Fig. 5. Compared with Eq. (4.13), the bare vertex is

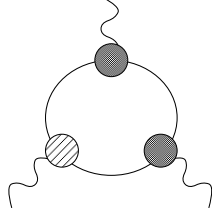


FIG. 5: Feynman diagram for Θ .

replaced by the dressed vertex part. In the following subsection we calculate this term by using the W-T identity.

B. Ward-Takahashi identity

In the current basis, the equal-time commutation relation of the density operator and the electron operator becomes a simple form

$$[j^0(q); b_1(p)] = b_1(p - q); \quad (4.17)$$

as an ordinary electron case. Using this relation and the current conserving law $q_j j^j(q) = 0$, we obtain the W-T identity in the current basis as

$$q \sim (p; p - q) = G^{-1}(p) \gamma_3 - \gamma_3 G^{-1}(p - q); \quad (4.18)$$

In a zero momentum limit, the off-diagonal part of G^{-1} gives infrared singularities to the vertex function as seen in $q \sim (p; p - q) = f G^{-1}(p) - G^{-1}(p - q) \gamma_3 + G^{-1}(p - q) \gamma_3 - G^{-1}(p - q)$. As a prescription to use the derivative form of the W-T identity, we separate the regular part and the singular part in \sim as

$$\sim = \sim_{\text{regular}} + \sim_{\text{singular}}; \quad (4.19)$$

in which the regular part satisfies

$$\sim_{\text{regular}}(p; p) = \Theta G_{\text{reg}}^{-1}(p) \gamma_3; \quad (4.20)$$

Here $G_{\text{reg}}(p)$ is a diagonal part of the Green's function in the particle-hole space. The singular part originates from the NG mode propagation in an internal line for the current vertex correction. This contribution is recovered by coupling of the NG mode with the gauge field. Hence, we use Eq. (4.20) in place of the full vertex part in the current correlation function.

$$C = \langle j_\mu(0) \rangle \text{ and } \langle j_\mu(q) \rangle_{q=0}$$

First, let us calculate $\langle j_\mu(0) \rangle$. With the help of the WT identity Eq. (4.20), the current correlation function at $q = 0$ is given by

$$\langle j_\mu(0) \rangle = ie^2 \int \frac{d^3p}{(2\pi)^3} \text{Tr} \tilde{\gamma}_\mu G(p) G_{\text{reg}}^{-1}(p) G(p) g : \quad (4.21)$$

By using the relation in Appendix A, we can show that $\langle j_\mu(0) \rangle = 0$ for ϵ and

$$\langle j_\mu(0) \rangle = e^2 \int \frac{d^2p}{(2\pi)^2} \frac{j_\mu(p) j_\mu(p)}{2fg(p)g^3} v_n^2 : \quad (4.22)$$

In this section we omit the LL index l_0 in g_{l_0} for simplicity. $\langle j_\mu(0) \rangle$ is given by

$$\langle j_\mu(0) \rangle = i_c \frac{e^2}{2} \int \frac{d^2p}{(2\pi)^2} \frac{(2l_0 + 1) j_\mu(p) j_\mu(p)}{2g(p)} \quad (4.23)$$

up to $O(j_\mu^2 = i_c)$. The first term of $\langle j_\mu(0) \rangle$ is canceled with the diamagnetic term and the second term gives the mass term of gauge fields.

Next, we calculate $\langle j_\mu(q) \rangle_{q=0}$. Using Eq. (4.16) and the WT identity, one finds

$$\langle j_\mu(q) \rangle_{q=0} = ie^2 \int \frac{d^3p}{(2\pi)^3} \text{Tr} \tilde{\gamma}_\mu G^{-1}(p) G(p) G_{\text{reg}}^{-1}(p) G(p) G_{\text{reg}}^{-1}(p) G(p) g : \quad (4.24)$$

This is similar to the topological invariant obtained for the integer quantum Hall state [12, 21]. In the integer quantum Hall state, the Hall conductance is topologically quantized and not renormalized beyond the electron one-loop order perturbatively. In the present case, on the other hand, the above term is not topological invariant due to the broken $U(1)$ symmetry. In subsection E, we will extract the topological invariant from this term in the limit $j_\mu(p) j_\mu(p) \rightarrow 0$.

By tedious calculations with the help of the relation in Appendix A and B, we can show that $\langle j_\mu^{iij} \rangle = 0$, and

$$\langle j_\mu^{0ij} \rangle = ie^2 \int \frac{d^3p}{(2\pi)^3} \text{Tr} \frac{i}{2} \gamma_\mu G(p) + \langle j_\mu^{xij} \rangle G_{\text{reg}}^{-1}(p) G \langle j_\mu^{yij} \rangle G_{\text{reg}}^{-1}(p) G^2 g ; \quad (4.25)$$

up to $O(j^2/cg)$. The first term is proportional to a killing factor and the second term vanishes. We also obtain

$$\begin{aligned} \mathcal{L}^{ij0} = & ie^2 \int d^3p \frac{1}{2} \text{Tr} \left[\frac{i}{2} \epsilon_{ij3} G(p) + (\mathcal{L}^i G^{-1} + A^i(p) \sim) G \mathcal{L}^j G^{-1} \epsilon_{33} G \right. \\ & \left. + i \epsilon_{ij} \frac{e^2}{2} \int_{T^2} d^2p \frac{E_{i0} j^j}{2fg(p)g^3} \right] \end{aligned} \quad (4.26)$$

up to $O(j^2/cg)$, where $\sim = g_{x2} - g_{y1}$. The first term is proportional to a killing factor. The second term is expressed by

$$ie^2 \int_{T^2} d^2p \frac{fg_x(p) \mathcal{L}^i g_y(p) - g_y(p) \mathcal{L}^i g_x(p) - A^i(p) j^j g \mathcal{L}^j g_z(p)}{4fg(p)g^3} \epsilon_{ij} \quad (4.27)$$

which is related to a topological number in the momentum space. The term proportional to $A^i(p)$ in the numerator guarantees the periodicity of the integrand. The third term in Eq. (4.26) is proportional to ϵ_c .

D. Effective action beyond one-loop

Following section III, the effective action of gauge fields a and the NG mode is given in a gauge invariant form as

$$\begin{aligned} S_e[a; \phi] = & \int d^3x \left[\frac{e^2}{2} \frac{1}{2} (a \otimes a + (\epsilon^{ji} + C_{i0} \epsilon^{ij})(a_i + \phi_i) \phi_j (a_0 + \phi_0)) \right. \\ & \left. + \frac{v_n^2}{2} (a_0 + \phi_0)^2 - \frac{(c_s v_n)^2}{2} (a_i + \phi_i)^2 \right] : \end{aligned} \quad (4.28)$$

Here,

$$(c_s v_n)^2 = \frac{e^2}{2} \int_{T^2} d^2p \frac{(2l_0 + 1) j^j}{2g} : \quad (4.29)$$

After integrating the NG mode, we obtain the gauge invariant effective action as

$$\begin{aligned} S_e[a] = & \int d^3x \left[\frac{e^2}{2} \frac{c_s^2 (\epsilon^{ij} \epsilon^{ki} \phi_k \phi_j + C_{i0} \phi_i^2)}{\phi_0^2 - c_s^2 \phi_i^2} - \frac{1}{2} a \otimes a \right. \\ & \left. + \frac{v_n^2}{2} (a_0)^2 - c_s^2 (a_i)^2 + \frac{(\phi_0 a_0 - c_s^2 \phi_i a_i)^2}{\phi_0^2 - c_s^2 \phi_i^2} \right] : \end{aligned} \quad (4.30)$$

The first term is the induced Chern-Simons term which is gauge invariant. The second term can be written by a quadratic term of transverse components of gauge fields \vec{a}^\perp $a_0 - \phi_0 (\phi_0 a_0 - c_s^2 \phi_i a_i) = (\phi_0^2 - c_s^2 \phi_i^2)$ and $a_i^\perp - a_i - \phi_i (\phi_0 a_0 - c_s^2 \phi_j a_j) = (\phi_0^2 - c_s^2 \phi_i^2)$ as $\frac{v_n^2}{2} f(a_0^\perp)^2$

$c_s^2 (a_i^T)^2 g$. Since the transverse gauge field is invariant under the $U(1)$ gauge transformation, the obtained action has the manifest $U(1)$ gauge symmetry. The infrared singularity in the induced Chern-Simons term corresponds to the contribution of the NG mode which is involved in \sim_{singular} .

To obtain the low-energy physics, we must take $\epsilon \rightarrow 0$ limit in the coefficient of the induced Chern-Simons term. The order of zero momentum limit is delicate, because $\lim_{\epsilon_0 \rightarrow 0}$ and $\lim_{\epsilon_i \rightarrow 0}$ do not commute. In the limit $\epsilon_i \rightarrow 0$ before taking $\epsilon_0 \rightarrow 0$, the effective action becomes

$$\lim_{\epsilon_0 \rightarrow 0} \lim_{\epsilon_i \rightarrow 0} S_e[a] = \int d^3x \left[\frac{e^2}{2} \frac{1}{2} a \partial a + \frac{v_n^2}{2} f(a_0^T)^2 - c_s^2 (a_i^T)^2 g \right] : \quad (4.31)$$

Thus the Hall conductivity is not renormalized in this limit. In contrast to the one-loop order, the Meissner term appears. This infrared limit corresponds to the experimental situation of the quantum Hall effect, because a spatially homogeneous external electric field is added to the system adiabatically. On the other hand, for the inverse order, the correction C_{10} and ϵ^{ij} appear in the Hall conductance as

$$\begin{aligned} \lim_{\epsilon_x \rightarrow 0} \lim_{\epsilon_y \rightarrow 0} \lim_{\epsilon_0 \rightarrow 0} S_e[a] = & \int d^3x \left[\frac{e^2}{2} + \epsilon^{xy} + C_{10} \right] \frac{1}{2} a \partial a \\ & + \frac{v_n^2}{2} f(a_0^T)^2 - c_s^2 (a_i^T)^2 g : \end{aligned} \quad (4.32)$$

This limit is applicable to a physical situation when the gauge field is spatially inhomogeneous or dynamical. The corresponding infrared limit is given in Appendix C.

E. Topological consideration

Finally, we study the topological nature of the correction term which depends on a global structure of a mean field solution. To see a topological property of the correction ϵ^{ij} to the Chern-Simons coupling, let us consider the limit $j(\mathbf{p})j \rightarrow 0$. In this limit, the quantity of the integral Eq. (4.27) comes from only the Fermi energy regime. Actually, we can show that

$$\lim_{j(\mathbf{p})j \rightarrow 0} \int_{T^2} d^2p \frac{j(\mathbf{p})j}{2fg(\mathbf{p})g^3} f(\mathbf{p}) = \int_{F_S} \frac{dl}{(2\pi)^2} \frac{f(\mathbf{p}(l))}{j_z g_z j} ; \quad (4.33)$$

where $f(\mathbf{p})$ is an arbitrary function on the MBZ, the integral $\int_{F_S} dl$ is defined on the Fermi surface (line) $\mathbf{p}(l)$, and $\partial_z g_3$ is a Fermi velocity v_F . By substituting $j(\mathbf{p}) = j(\mathbf{p})j e^{i\phi(\mathbf{p})}$

into ϵ_{ij} and using Eq. (4.33), we obtain

$$\begin{aligned} \epsilon_{ij}^{(1)} &= \frac{e^2}{8\pi^2} \int_{FS} (r_{ij}(\mathbf{p}) + A_{ij}(\mathbf{p})) d\mathbf{p} \\ &= \frac{e^2}{2} \frac{N_v}{2} + \dots : \end{aligned} \quad (4.34)$$

Here the integer N_v is a vortex number of $\epsilon_{ij}^{(1)}$ and $\epsilon_{ij}^{(1)}$ is a filling factor in the l -th Landau level. In other words, the correction term $\epsilon_{ij}^{(1)}$ is composed of the topological number N_v , and geometrical number $\epsilon_{ij}^{(1)}$. If we use Eqs. (2.24) and (2.25) where the Fermi surfaces are at $p_y = \pm 2$, then one finds $N_v = 0$, $\epsilon_{xy} = 1/2$. Thus we obtain $\epsilon_{xy} = e^2/4$ and $\epsilon_{yx} = 0$. If we use the $\epsilon_{ij}^{(2)}$ in place of $\epsilon_{ij}^{(3)}$ naively, then $N_v = 2$ and we obtain $\epsilon_{xy} = e^2/4$ and $\epsilon_{yx} = 0$. The schematic figure of the vortex structures of $\epsilon_{ij}^{(1)}$ is shown in Fig.6.

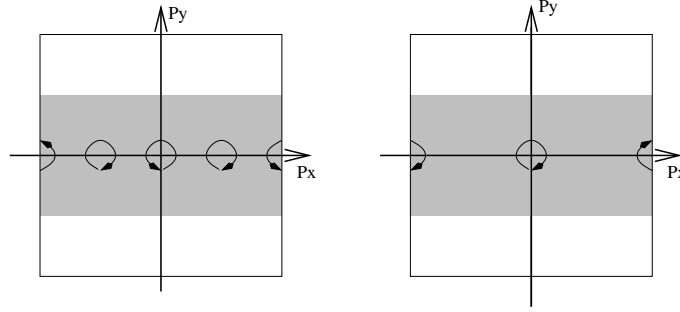


FIG. 6: Vortices of gap functions in the Fermi sea. The left figure is for $\epsilon_{ij}^{(3)}$ and the right one is for $\epsilon_{ij}^{(2)}$. The shaded portion is the Fermi sea of the striped Hall gas. At the center of vortices, $\epsilon_{ij}^{(1)}$ becomes zero.

In addition, in the limit $j(\mathbf{p}) \rightarrow 0$, it is shown that

$$(C_s v_n)^2 \rightarrow 0; \quad (4.35)$$

$$v_n^2 \rightarrow 0 \quad (l=v_F); \quad (4.36)$$

$$C_b \rightarrow 0 \quad (l=v_F); \quad (4.37)$$

In the striped Hall gas, the Fermi velocity logarithmically diverges due to the singularity of the Coulomb potential [24]. The non-universal quantities v_n^2 and C_b are negligibly small in the limit. Therefore the correction term to the Chern-Simons coefficient in the limit $j(\mathbf{p}) \rightarrow 0$ is given by the universal quantity in Eq. (4.34).

V. SUMMARY AND DISCUSSION

We have derived the low-energy effective action of a paired electron state in the quantum Hall system by using a field theoretical method. The derivation is performed in a gauge invariant way. In the one-loop order, the low-energy physics is described by only the Chern-Simons action whose coupling constant is proportional to $\frac{e^2}{2}$. Beyond the one-loop order estimate, we have employed the WT identity whose infrared singular parts are accompanied by the NG mode associated with the spontaneous U(1) symmetry breaking. Corrections are added to the coefficient of the Chern-Simons term according to an infrared limit. The mass term of the gauge field is induced. In a usual experiment observing the quantum Hall effect, the corresponding low-energy limit leads the correction term to be zero, which is expected in the Galilean invariant system [7]. The correction term plays important roles when the gauge field is treated as a dynamical field. Spatially inhomogeneous static solutions of the gauge fields for vortex states, edge states, etc, lead the correction term to be non-zero.

The Meissner term and corrections to the Chern-Simons coupling derived from the effective action in Eq. (4.28) could be observed by an experiment in the annular geometry (Corbino disk). By adiabatically inserting a half-flux quantum $\Phi = e$ into the hole of the annulus, a supercurrent j_s caused by the Meissner term circulates around the inner edge and an electric charge accumulates at the edge due to the Hall current induced by the electromagnetic induction [25]. If there is no correction to the Chern-Simons coupling, then the accumulating charge is $Q = e \cdot \Phi = 2 \cdot e = 2e$. Since the annulus is a multiply connected domain, the non-trivial winding mode ϕ_s can exist as a classical NG mode solution, which satisfies $\oint_H d\phi_s = n \cdot 2\pi$ (n : integer) where the integration path is in the bulk region. This winding mode saturates the supercurrent in the bulk region as $j_s = (c_s v_n)^2 (a + r_s) \neq 0$ by the Meissner effect. The supercurrent flows at the edge region due to the spatial change of the order parameter. Since the order parameter fluctuates spatially at the edge region, the induced electromagnetic field is not uniform there. Then, the corrections to the Chern-Simons coupling become relevant and the accumulating charge deviates from $Q = 2e$ at the inner edge. Thus, observations of these phenomena would indicate the existence of the Meissner term and corrections to the Chern-Simons coupling obtained in this paper. To obtain a more quantitative prediction for these observations, we need to solve the dynamics of an electromagnetic field and the order parameter near the boundary of the annulus in the

Ginzburg-Landau theory.

Topological structure of the order parameter in various physical systems was investigated by Volovik [26]. The topological quantity of Eq. (4.34) reflects a global structure of the order parameter in the $U(1)$ symmetry breaking quantum Hall system. This topological number may be observed in some topological objects (ex. vortex). The charge and statistics of the vortex excitation are interesting future problems [27]. In the present case, the rotational invariance is broken and the vortex solution may become anisotropic. Furthermore, the existence of corrections to the Chern-Simons coupling beyond our treatments, which comes from interactions between quasiparticles, impurities, finite thickness, finite size [28], finite temperature [29], etc. is also still remained as an interesting future subject.

Acknowledgments

We thank J. Goryo for instructive discussions. T. A. is grateful for postdoctoral fellowship supported by ISSP. N. M. was partially supported by the special Grant-in-Aid for Promotion of Education and Science in Hokkaido University, a Grant-in-Aid for Scientific Research on Priority Areas (Dynamics of Superstrings and Field Theories, Grant No. 13135201) and (Progress in Elementary Particle Physics of the 21st Century through Discoveries of Higgs Boson and Supersymmetry, Grant No. 16081201), provided by the Ministry of Education, Culture, Sports, Science, and Technology, Japan.

APPENDIX A: NOTATIONS AND USEFUL RELATIONS

1. Pauli's matrix

The Pauli's matrix σ_i is defined by

$$\sigma_1 = \begin{pmatrix} 0 & 1 \\ 1 & 0 \end{pmatrix}, \sigma_2 = \begin{pmatrix} 0 & -i \\ i & 0 \end{pmatrix}, \sigma_3 = \begin{pmatrix} 1 & 0 \\ 0 & -1 \end{pmatrix} : \quad (\text{A } 1)$$

The trace formulae of these matrices are

$$\begin{aligned} \text{Tr}^{\text{ph}}[\sigma_i] &= 0; \text{Tr}^{\text{ph}}[\sigma_i \sigma_j] = 2\delta_{ij}; \text{Tr}^{\text{ph}}[\sigma_i \sigma_j \sigma_k] = 2i\epsilon_{ijk}; \\ \text{Tr}^{\text{ph}}[\sigma_i \sigma_j \sigma_k \sigma_l] &= 2(\delta_{ij}\delta_{kl} - \delta_{ik}\delta_{jl} + \delta_{il}\delta_{jk}) : \end{aligned} \quad (\text{A } 2)$$

2. Proof of $e^{i\hat{K}} D f(p) = e^{\frac{i}{2}\hat{K}_x (\hat{K}_y + 2p_y)} f(p + \hat{K})$

When $[X; Y]$ commutes with X and Y , we obtain the Hausdorff formula

$$e^X e^Y = e^{[X; Y]} e^Y e^X; \text{ and } e^X e^Y = e^{\frac{1}{2}[X; Y]} e^{X+Y}; \quad (A 3)$$

By using this formulae, we can prove

$$e^{i\hat{K}} D f(p) = e^{\frac{i}{2}\hat{K}_x (\hat{K}_y + 2p_y)} f(p + \hat{K}) \quad (A 4)$$

as

$$e^{i\hat{K}} D f(p) = e^{i\hat{K}} e^{-i\hat{K}} e^{\frac{i}{2}[i\hat{K}, A]} e^{\frac{i}{2}[i\hat{K}, A]} D f(p) = e^{\frac{i}{2}\hat{K}_x (\hat{K}_y + 2p_y)} e^{i\hat{K}} D f(p) = e^{\frac{i}{2}\hat{K}_x (\hat{K}_y + 2p_y)} f(p + \hat{K});$$

where we used $[i\hat{K}, A] = \frac{K_x K_y}{2}$.

APPENDIX B: LL MATRIX ELEMENTS

1. Current vertex

We present useful matrix elements between different LLs. The basic matrix elements are give by

$$\langle l_1 | j^{iq} | l_2 \rangle = \begin{cases} \frac{q}{l_2!} \frac{i q_x q_y}{4} e^{\frac{q^2}{8}} L_{l_2-l_1}^{\frac{q^2}{4}} & \text{for } l_2 > l_1 \\ \frac{q}{l_1!} \frac{i q_x q_y}{4} e^{\frac{q^2}{8}} L_{l_1-l_2}^{\frac{q^2}{4}} & \text{for } l_1 > l_2 \\ e^{\frac{q^2}{8}} L_{l_1}^{\frac{q^2}{4}} & \text{for } l_2 = l_1 \end{cases} \quad (B 1)$$

Then, $f_{l_1 l_2}^0(q) = \langle l_1 | j^{iq} | l_2 \rangle$, $f_{l_1 l_2}^x(q) = i! \frac{\partial}{\partial q_y} \langle l_1 | j^{iq} | l_2 \rangle$ and $f_{l_1 l_2}^y(q) = -i! \frac{\partial}{\partial q_x} \langle l_1 | j^{iq} | l_2 \rangle$ are given by

$$f_{l_1 l_2}^0(0) = l_1 l_2; \quad (B 2)$$

$$f_{l_1 l_2}^x(0) = -i! \frac{\partial f_{l_1 l_2}^0(q)}{\partial q_y} \bigg|_{q=0} = \begin{cases} i! \frac{q}{4} \frac{l_1+1}{4} l_2 l_1 + 1 & \text{for } l_2 > l_1 \\ i! \frac{q}{4} l_1 l_2 + 1 & \text{for } l_1 > l_2 \\ 0 & \text{for } l_1 = l_2 \end{cases}; \quad (B 3)$$

$$f_{l_1 l_2}^y(0) = -i! \frac{\partial f_{l_1 l_2}^0(q)}{\partial q_x} \bigg|_{q=0} = \begin{cases} i! \frac{q}{4} \frac{l_1+1}{4} l_2 l_1 + 1 & \text{for } l_2 > l_1 \\ i! \frac{q}{4} l_1 l_2 + 1 & \text{for } l_1 > l_2 \\ 0 & \text{for } l_1 = l_2 \end{cases}; \quad (B 4)$$

The derivatives of the matrix element $\langle f_{l_1, l_2}(q) \rangle_{q=0}$ are obtained as

$$\frac{\langle f_{l_1, l_2}^x(q) \rangle}{\langle q^y \rangle_{q=0}} = \sum_{l_1=0}^{\infty} \sum_{l_2=0}^{\infty} i! \frac{c^{\frac{(l_1+1)(l_1+2)}{4}}}{p^{\frac{l_1(l_1-1)}{4}}} l_2; l_1+2 \quad \text{for } l_2 > l_1$$

$$\sum_{l_1=0}^{\infty} \sum_{l_2=0}^{\infty} i! \frac{c^{\frac{l_1(l_1-1)}{4}}}{p^{\frac{l_1(l_1-1)}{4}}} l_1; l_2+2 \quad \text{for } l_1 > l_2 ;$$

$$\sum_{l_1=0}^{\infty} \sum_{l_2=0}^{\infty} i \frac{E_{l_1}}{2} l_1; l_2 \quad \text{for } l_1 = l_2$$

(B 5)

$$\frac{\langle f_{l_1, l_2}^y(q) \rangle}{\langle q^x \rangle_{q=0}} = \sum_{l_1=0}^{\infty} \sum_{l_2=0}^{\infty} i! \frac{c^{\frac{(l_1+1)(l_1+2)}{4}}}{p^{\frac{l_1(l_1-1)}{4}}} l_2; l_1+2 \quad \text{for } l_2 > l_1$$

$$\sum_{l_1=0}^{\infty} \sum_{l_2=0}^{\infty} i! \frac{c^{\frac{l_1(l_1-1)}{4}}}{p^{\frac{l_1(l_1-1)}{4}}} l_1; l_2+2 \quad \text{for } l_1 > l_2 :$$

$$\sum_{l_1=0}^{\infty} \sum_{l_2=0}^{\infty} i \frac{E_{l_1}}{2} l_1; l_2 \quad \text{for } l_1 = l_2$$

(B 6)

Immediately, the current vertex parts at the same momentum are given by

$$\langle f_{l_1, l_2}^0(p; p) \rangle = \sum_{l_1=0}^{\infty} \sum_{l_2=0}^{\infty} i! \frac{c^{\frac{l_2(l_2-1)}{4}}}{p^{\frac{l_2(l_2-1)}{4}}} l_2; l_1+1, 0 \quad \text{for } l_1 < l_2$$

(B 7)

$$\langle f_{l_1, l_2}^x(p; p) \rangle = \sum_{l_1=0}^{\infty} \sum_{l_2=0}^{\infty} i! \frac{c^{\frac{l_2+1}{4}}}{p^{\frac{l_2+1}{4}}} l_1; l_2+1, 0 \quad \text{for } l_1 > l_2$$

(B 8)

$$\langle f_{l_1, l_2}^y(p; p) \rangle = \sum_{l_1=0}^{\infty} \sum_{l_2=0}^{\infty} i! \frac{c^{\frac{l_2}{4}}}{p^{\frac{l_2}{4}}} l_2; l_1+1, 3 \quad \text{for } l_1 < l_2$$

$$\sum_{l_1=0}^{\infty} \sum_{l_2=0}^{\infty} i! \frac{c^{\frac{l_2+1}{4}}}{p^{\frac{l_2+1}{4}}} l_1; l_2+1, 3 \quad \text{for } l_1 > l_2 :$$

(B 9)

The derivatives of the current vertices are also given by

$$\langle f_{l_1, l_2}(p; p, q) \rangle_{q=0} = \langle f_{l_1, l_2}(p, q; p) \rangle_{q=0}$$

$$= 2 \langle f_{l_1, l_2}(p; p, q) \rangle_{q=0}$$

$$= \sum_n (\langle f_{l_1, l_2}(q) \rangle_{q=0} - \langle f_{l_2, l_1}(q) \rangle_{q=0}) (f_{l_1, l_2}(0) + f_{l_2, l_1}(0)) \frac{ip_y}{2} x^0$$

$$+ \sum_n (\langle f_{l_1, l_2}(q) \rangle_{q=0} + \langle f_{l_2, l_1}(q) \rangle_{q=0}) (f_{l_1, l_2}(0) - f_{l_2, l_1}(0)) \frac{ip_y}{2} x^3 :$$

(B 10)

2. Unitary matrix $U(p)$

By using the relation $[x, p] = \frac{1}{2}i$, we obtain

$$U^y(p) U(p) = \frac{p_y}{2} ;$$

(B 11)

$$U^y(p) U(p) = \frac{p_x}{2} ;$$

(B 12)

$$U^y(p) \partial^x U(p) = i + \frac{p_y}{2} ;$$

(B 13)

$$U^y(p) \partial^y U(p) = i :$$

(B 14)

The unitary matrix in the Nambu representation satisfies

$$U^y(p) \mathcal{C}^x U(p) = \mathcal{C} \begin{pmatrix} i & 0 \\ 0 & i^t \end{pmatrix} A + \frac{i p_y}{2} \mathbf{3}; \quad (B15)$$

$$U^y(p) \mathcal{C}^y U(p) = \mathcal{C} \begin{pmatrix} i & 0 \\ 0 & i^t \end{pmatrix} A; \quad (B16)$$

$$U^y(p) \mathcal{C}^x U(p); U^y(p) \mathcal{C}^y U(p) = \frac{i}{2} \mathbf{3}: \quad (B17)$$

The unitary matrix and the Green's function satisfy

$$[G_{\text{reg}}; \mathbf{3}] = 0; \quad (B18)$$

$$[U; \mathbf{3}] = 0; \quad (B19)$$

$$U^y \mathcal{C}^i (U G^{-1} U^y) U = \mathcal{C}^i G^{-1} + [U^y \mathcal{C}^i U; G^{-1}]; \quad (B20)$$

APPENDIX C : EXAMPLES OF THE INFRARED LIMIT

In this appendix, we give two kinds of infrared limit. First one is spatially homogeneous limit and second one is spatially inhomogeneous limit. Let us introduce a monotonically increasing function of time $f(t)$ which satisfies

$$f(1) = 1; f^0(1) = f^{(0)}(1) = \dots = 0; (f1) = f^{(0)}(1) = \dots = 0: \quad (C1)$$

We consider an external electric field $E_x = \mathcal{C}_0 a_x - \mathcal{C}_x a_0$, say, in x direction. Let us suppose that the external field is absent at $t = 1$ and the uniform electric field $E^{(1)}$ are applied at $t = 1$. By using Eq. (4.30), the electric current j_y is calculated by

$$e j_y = \frac{S_e}{a_y} = \frac{e^2}{2} E_x - \frac{c_s^2 (\mathbf{ij} \cdot \mathbf{k} i \mathcal{C}_k \mathcal{C}_j + C_b \mathcal{C}_i^2)}{\mathcal{C}_0^2 - c_s^2 \mathcal{C}_i^2} E_x + (c_s v_n)^2 a_y: \quad (C2)$$

where a gauge fixing $\mathcal{C}_0 a_0 - c_s^2 \mathcal{C}_i a_i = 0$ is used.

1. Spatially homogeneous infrared limit

An example of the spatially homogeneous infrared limit is

$$a_0 = 0; a_x = E_x^{(1)} \frac{1}{\mathcal{C}_0} f(t); a_y = 0; \quad (C3)$$

where $\frac{1}{\mathcal{C}_0} f(t) = \int_{-1}^t dt^0 f(t^0)$. In this case, $E_x = E_x^{(1)} f(t)$ and the second term in Eq. (C2) vanishes. Then, no correction appears in the Hall conductance.

2. Spatially inhomogeneous infrared limit

An example of the spatially inhomogeneous infrared limit is

$$a_0 = E_x^{(1)} f(t) x; a_x = \frac{E_x^{(1)}}{c_s^2} f^{(0)}(t) \frac{x^2}{2}; a_y = 0; \quad (C4)$$

In this case, $E_x = \frac{E_x^{(1)}}{c_s^2} f^{(0)}(t) \frac{x^2}{2} + E_x^{(1)} f(t)$. Using the relation $\frac{1}{e_0^2} f^{(0)}(t) = f(t)$, the second term in Eq. (C2) becomes $(\nabla^2 + C_{b_0}) E_x^{(1)}$ at $t = 1$. Then, the correction appears in the Hall conductance.

Thus, the space and time dependent electric field like the above one promises to detect the striking topological properties of gap functions.

-
- [1] J.K. Jain, Phys. Rev. Lett. 63 (1989) 199; B.I. Halperin, P.A. Lee, and N. Read, Phys. Rev. B, 47 (1993) 7312; O. Heinonen (Ed.), Composite Fermion: A Unified View of the Quantum Hall Regime (World Scientific, Singapore, 1998).
 - [2] R.L. Willett, J.P. Eisenstein, H.L. Stormer, D.C. Tsui, A.C. Gossard, and J.H. English, Phys. Rev. Lett. 59 (1987) 1776; W. Pan, J.-S. Xia, V. Shvarts, E.D. Adams, H.L. Stormer, D.C. Tsui, L.N. Pfeiffer, K.W. Baldwin, and K.W. West, Phys. Rev. Lett. 83 (1999) 3530.
 - [3] M.P. Lilly, K.B. Cooper, J.P. Eisenstein, L.N. Pfeiffer, and K.W. West, Phys. Rev. Lett. 82 (1999) 394; R.R. Du, D.C. Tsui, H.L. Stormer, L.N. Pfeiffer, K.W. Baldwin, and K.W. West, Solid State Commun. 109 (1999) 389.
 - [4] A.A. Koulakov, M.M. Fogler, and B.I. Shklovskii, Phys. Rev. Lett. 76 (1996) 499; M.M. Fogler, A.A. Koulakov, and B.I. Shklovskii, Phys. Rev. B 54 (1996) 1853; R. Moessner and J.T. Chalker, Phys. Rev. B 54 (1996) 5006.
 - [5] N. Mæda, Phys. Rev. B 61 (2000) 4766.
 - [6] G. Moore and N. Read, Nucl. Phys. B 360 (1991) 362.
 - [7] N. Read and D. Green, Phys. Rev. B, 61 (2000) 10267.
 - [8] M. Greiter, X.-G. Wen, and F. Wilczek, Nucl. Phys. B 374 (1992) 567; T. Morinari, Phys. Rev. Lett. 81 (1999) 984; N.E. Bonesteel, Phys. Rev. Lett. 82 (1999) 984.
 - [9] W. Pan, R.R. Du, H.L. Stormer, D.C. Tsui, L.N. Pfeiffer, K.W. Baldwin, and K.W. West, Phys. Rev. Lett. 83 (1999) 820.

- [10] N. Maeda, Nucl. Phys. B 596 (2001) 567.
- [11] D. J. Thouless, M. Kohmoto, M. P. Nightingale, and M. den Nijs, Phys. Rev. Lett. 49 (1982) 1397.
- [12] N. Imai, K. Ishikawa, T. Matsuyama, and I. Tanaka, Phys. Rev. B, 42 (1990) 10610.
- [13] S. Deser, R. Jackiw, S. Templeton, Ann. Phys. (N. Y.) 140 (1982) 372; Phys. Rev. Lett. 48 (1982) 975; A. Nemi, G. Semeno, *ibid.*, 51 (1983) 2077; A. Redlich, *ibid.*, 52 (1984) 18; K. Ishikawa, *ibid.*, 53 (1984) 1615.
- [14] S. Coleman and B. Hill, Phys. Lett. B 159 (1985) 184.
- [15] O. Abe and K. Ishikawa, in *Rationale of Being: Festschrift in honor of Gyo Takeda*, edited by K. Ishikawa et al. (World Scientific, Singapore, 1986), p. 137.
- [16] J. Goryo and K. Ishikawa, Phys. Lett. A 260 (1999) 294.
- [17] G. W. Semeno, P. Sodano and Y. S. Wu, Phys. Rev. Lett. 62 (1988) 715.
- [18] A. Khare, R. MacKenzie and M. B. Paranjape, Phys. Lett. B 343 (1995) 239.
- [19] Y. Nambu, Phys. Rev. 117 (1960) 648.
- [20] J. von Neumann, *Mathematische Grundlagen der Quantenmechanik*, (Springer, Berlin, 1932); A. M. Perelomov, Theoret. Math. Phys. 6 (1971) 156; V. Bergmann, P. Butera, L. Girardello, J. R. Klauder, Rep. Math. Phys. 2 (1971) 221.
- [21] K. Ishikawa, N. Maeda, T. Ochiai, and H. Suzuki, Physica E 4 (1999) 37, and references therein.
- [22] J. R. Schrieffer, *Theory of Superconductivity* (Addison-Wesley, 1964).
- [23] S. Weinberg, Nucl. Phys. B 413 (1994) 567; "The Quantum Theory of Fields vol.2" in Sec. 21.6 (Cambridge University Press 1996).
- [24] T. Aoyama, K. Ishikawa, Y. Ishizuka, and N. Maeda, Phys. Rev. B 70 (2004) 035314.
- [25] R. B. Laughlin, Phys. Rev. B 23 (1981) 5632; B. I. Halperin, *ibid.* 25 (1982) 2185.
- [26] G. E. Volovik, Phys. Rep. 351 (2001) 195.
- [27] J. Goryo, Phys. Rev. B 61 (2000) 4222.
- [28] K. Ishikawa, N. Maeda, and K. Tadaki, Phys. Rev. B (1996) 17819.
- [29] S. Deser, L. Girardello, and D. Semirara, Phys. Rev. Lett. 79 (1997) 1976; C. D. Fosco, G. L. Rossini, and F. A. Schaposnik, *ibid.* 79 (1997) 1980.