

Universal Asymptotic Statistics of Maximal Relative Height in One-dimensional Solid-on-solid Models

Grégory Schehr¹ and Satya N. Majumdar²

¹*Theoretische Physik Universität des Saarlandes 66041 Saarbrücken Germany*

²*Laboratoire de Physique Théorique et Modèles Statistiques,
Université Paris-Sud, Bât. 100, 91405 Orsay Cedex, France*

(Dated: February 6, 2022)

We study the probability density function $P(h_m, L)$ of the maximum relative height h_m in a wide class of one-dimensional solid-on-solid models of finite size L . For all these lattice models, in the large L limit, a central limit argument shows that, for periodic boundary conditions, $P(h_m, L)$ takes a universal scaling form $P(h_m, L) \sim (\sqrt{12}w_L)^{-1} f(h_m/(\sqrt{12}w_L))$, with w_L the width of the fluctuating interface and $f(x)$ the Airy distribution function. For one instance of these models, corresponding to the extremely anisotropic Ising model in two dimensions, this result is obtained by an exact computation using transfer matrix technique, valid for any $L > 0$. These arguments and exact analytical calculations are supported by numerical simulations, which show in addition that the subleading scaling function is also universal, up to a non universal amplitude, and simply given by the derivative of the Airy distribution function $f'(x)$.

PACS numbers: 02.50.-r, 89.75.Hc, 89.20.Ff

I. INTRODUCTION

The statistics of rare or extreme events in a spatially extended system such as a fluctuating interface has attracted considerable recent interest. For example, much theoretical efforts have been devoted to understand the statistics of first-passage events, both in time [1] as well as in space [2, 3] in fluctuating $(1+1)$ -dimensional interfaces of the Edwards-Wilkinson [4] or the Kardar-Parisi-Zhang [5] varieties. Some of these theoretical predictions have been recently verified in experimental systems of monatomic steps on vicinal surfaces [6]. Another example involves the study of extremal Fourier intensities for Gaussian interfaces [7]. In this paper, we focus on the statistics of yet another extreme observable that has generated considerable recent interest [8, 9, 10, 11, 12], namely the statistics of the globally maximal relative height (MRH) (relative height refers to the height of the interface measured relative to the spatially averaged height in a finite system) in fluctuating interfaces in its steady state in a finite size system.

The statistics of MRH in fluctuating interfaces has important theoretical consequences. It turns out that even in cases where the steady state of the interface may be simple, such as in a Gaussian interface, analytical calculation of the probability distribution of the MRH is nontrivial due to the presence of strong correlations between the heights at different points of the interface [9, 10]. While the extreme value statistics of a set of independent or uncorrelated random variables is relatively easy to study and well understood along with a complete classification of different universality classes [13], much less is known when the random variables are strongly correlated [14], as in the case of interfaces. In particular, understanding the issue of universality of the extreme statistics in such a correlated system is a challenging problem to which we focus in this paper.

One of the simplest examples of a fluctuating interface is provided by the $(1+1)$ -dimensional Edwards-Wilkinson equation [4] where the height $H(x, t)$ evolves via a diffusion equation in presence of an additive thermal noise. In the long time limit, the system reaches a steady state which is well known [15] to have the Gibbs-Boltzmann form, $P_{st} \propto \exp[-\mathcal{H}]$, with a simple Gaussian Hamiltonian

$$\mathcal{H} = \frac{1}{2} \int_0^L \left(\frac{\partial H}{\partial x} \right)^2 dx \quad (1)$$

where $H(x)$ is the height of the interface and L is the linear size of the substrate. Experimental realizations of such a simple Gaussian $(1+1)$ -dimensional interface in thermal equilibrium are provided by thermally fluctuating step edges on crystals with attachment/detachment dynamics of adatoms [16]. For periodic boundary condition (pbc) $H(0) = H(L)$, the process $H(x)$ defined by the Hamiltonian in Eq. (1) is just a Brownian bridge. This Hamiltonian has a zero mode since it is invariant under $H(x) \rightarrow H(x) + c$ where c is a constant. This is expected since this Hamiltonian does not fix the absolute height H of the system. Therefore, a more relevant and physically meaningful observable is the relative height, $h(x) = H(x) - L^{-1} \int_0^L H(x') dx'$, measured with respect to the global spatial average. Although the Hamiltonian \mathcal{H} in Eq. (1) retains the same structure in terms of the relative heights, $\mathcal{H} = (1/2) \int_0^L (\partial h / \partial x)^2 dx$,

the relative heights $h(x)$'s, by definition, satisfy a global constraint, $\int_0^L h(x)dx = 0$. This constraint turns out to play a crucial role in determining the MRH distribution [9, 10].

The variable $h(x)$'s at different space points can be shown to be strongly correlated. For example, for the pbc, the two point correlation function is given by [10]

$$C(x, L) = \langle h(x_0)h(x_0 + x) \rangle = \frac{L}{12} \left[1 - \frac{6x}{L} \left(1 - \frac{x}{L} \right) \right]. \quad (2)$$

The onsite variance $\langle h^2(x) \rangle = C(0, L) = L/12$ and the width $w_L = \sqrt{\langle h^2(x) \rangle} = \sqrt{L/12}$. Thus the typical relative height scales as $h \sim L^{1/2}$. Let h_m denote the maximum relative height in a given sample, *i.e.* $h_m = \max[\{h(x)\}, 0 \leq x \leq L]$. Clearly h_m varies from sample to sample. What is its probability density $P(h_m, L)$? Since the relative heights $h(x)$ in the steady state are strongly correlated random variables, the calculation of $P(h_m, L)$ is nontrivial. In Ref. [8], it was demonstrated numerically that $P(h_m, L)$ has a scaling form, $P(h_m, L) \sim L^{-1/2} f(h_m/\sqrt{L})$. Later, it was proved [9] that for a continuous interface, this scaling holds for all L (and not just for large L). Expressed in terms of the average width $w_L = \sqrt{L/12}$,

$$P(h_m, L) = \frac{1}{\sqrt{12}w_L} f\left(\frac{h_m}{\sqrt{12}w_L}\right) \quad (3)$$

for all L . Moreover, the scaling function $f(x)$ was computed exactly [9, 10] using path integral techniques and it was shown to be sensitive to the boundary conditions. For example, for the pbc, it was shown that the Laplace transform of $f(x)$ is given by [9]

$$\int_0^\infty f(x) e^{-sx} dx = s\sqrt{2\pi} \sum_{k=1}^\infty e^{-\alpha_k s^{2/3} 2^{-1/3}}, \quad (4)$$

where α_k 's are the magnitudes of the zeros of the standard Airy function $\text{Ai}(z)$ on the negative real axis [17]. For example, $\alpha_1 = 2.3381\dots$, $\alpha_2 = 4.0879\dots$, $\alpha_3 = 5.5205\dots$ etc [17]. Note that the function $f(x)$ defined in Eq. (4) can be interpreted as a normalized probability density function (pdf) since $f(x) \geq 0$ for all $x \geq 0$ and it can be shown that $\int_0^\infty f(x)dx = 1$. The function $f(x)$ has the following asymptotic tails [10]

$$\begin{aligned} f(x) &\sim x^{-5} e^{-2\alpha_1^3/27x^2} & \text{as } x \rightarrow 0 \\ f(x) &\sim e^{-6x^2} & \text{as } x \rightarrow \infty. \end{aligned} \quad (5)$$

Remarkably, this function $f(x)$ appeared before in a number of seemingly unrelated problems in computer science and graph theory and is known [10, 18, 19] as the Airy distribution function (not to be confused with the Airy function $\text{Ai}(x)$ itself). Essentially the function $f(x)$ describes the pdf of the area under a Brownian excursion on an unit interval [20, 21]. Thus it is interesting that the same pdf also describes the MRH distribution for a Gaussian interface with pbc [9, 10]. The results in Eqs. (3) and (4) provide one of the rare exactly solvable cases for the distribution of the extremum of a set of strongly correlated random variables.

A natural question is to what extent this MRH distribution $P(h_m, L)$ and the associated scaling function $f(x)$ is universal? We have already mentioned above that it is sensitive to the boundary condition. This is natural since h_m is the global maximum over the full sample. However, suppose we fix the boundary condition to be, say periodic, and ask how sensitive $P(h_m, L)$ is on the details of the short range interaction in the Hamiltonian \mathcal{H} in Eq. (1) in the steady state? In this paper we address this issue and study, both analytically and numerically, the MRH distribution in a class of one dimensional solid-on-solid (SOS) models [22]. The SOS model is defined on a lattice with L sites labelled $0, 1, \dots, L-1$, with pbc (so that the site L is identified with site 0). Note that we have set the lattice constant to be unity so that L also represents the total length of the substrate as in the continuous Hamiltonian in Eq. (1). The model, at equilibrium, is described by the Hamiltonian

$$\mathcal{H}_p = K \sum_{i=0}^{L-1} |H_i - H_{i+1}|^p \quad (6)$$

where $H_i \in]-\infty, +\infty[$ is a continuous height variable and $p > 0$ is a positive parameter. This model is a continuous-height version of the discrete-height SOS models where the height variables H_i 's are integers [22]. For the discrete-height SOS model, one can generate a family of models by tuning the parameter p . For example, the case $p = 1$ corresponds to the extremely anisotropic Ising model in 2 dimensions, where as the case $p \rightarrow \infty$ corresponds to the

restricted SOS model where neighbouring heights can differ at most by one unit [22]. Several authors have studied the $p = 1$ model, both for discrete heights [23] and for continuous heights [24], in the context of wetting phenomena in two dimensions.

In this paper we restrict ourselves, for simplicity, to the model in Eq. (6) with continuous height H_i 's, though our main asymptotic results will be valid even for the discrete-height models. We define the relative heights $h_i = H_i - \sum_i H_i/L$ and study the distribution of the MRH $P(h_m, L)$ in this model. Note that the case $p = 2$ in Eq. (6) corresponds to the spatially discretized version of the continuous-space Gaussian interface model in Eq. (1). Therefore, in this case, one would expect that as the number of sites L becomes asymptotically large, one would recover the continuum limit results for the MRH in Eqs. (3) and (4). Less obvious is what happens when $p \neq 0$. Our main object here is to study the MRH distribution for arbitrary $p > 0$, to see how it depends on the parameter p and also to investigate the leading finite size effects.

Our main results are summarized as follows. We will demonstrate that asymptotically for large L , the MRH distribution $P(h_m, L)$ is described by the scaling form in Eq. (3) where the width w_L depends on p (weakly) but the scaling function $f(x)$ is universal, *i.e.* independent of p and is described by the Airy distribution function in Eq. (4). This result is less obvious a priori for $p \neq 2$. We will first present a general argument based on the central limit theorem that will suggest this universality with respect to p . Next we will present numerical simulations in support of this universal result. In fact, this central limit argument holds even for a more general class of SOS models defined by the Hamiltonian

$$\exp[-\mathcal{H}] \propto \prod_i g(|H_i - H_{i+1}|) \quad (7)$$

where $g(x)$ is an arbitrary positive, symmetric and normalized (to unity) function, but with a finite second moment $\sigma^2 = \int_{-\infty}^{\infty} g(x)x^2 dx$.

For the special case $p = 1$ of the model in Eq. (6), we will present an exact calculation of $P(h_m, L)$ for any L that proves explicitly this universality in the large L limit. Moreover, for $p = 1$, we also calculate exactly the subleading correction to the leading scaling form for large L and then demonstrate numerically that even the subleading scaling function, up to a p dependent amplitude, is also universal with respect to p and the associated subleading scaling function is simply the derivative $f'(x)$ of the Airy distribution function in Eq. (4).

The paper is organized as follows. In the next section (II), we present an argument for the universality of the asymptotic MRH distribution based on the central limit theorem. In section III, we present a general set-up to compute the MRH distribution in the general SOS models defined in Eq. (7) for arbitrary L . Section IV contains an exact result, valid for all L , for the $p = 1$ case. In section V, we present the details of the numerical simulations. We conclude in section VI with a summary and outlook for future studies. Finally, in appendix A, we present an exact calculation of the width of the interface defined in Eq. (7).

II. A GENERAL UNIVERSALITY ARGUMENT BASED ON CENTRAL LIMIT THEOREM

Our starting point is the general Hamiltonian in Eq. (7). The product form on the right hand side of Eq. (7) indicates that one can interpret the successive height differences $H_{i+1} - H_i = \xi_i$'s to be a set of random numbers drawn from the joint distribution

$$P[\{\xi_i\}] = N_L g(\xi_1) g(\xi_2) \dots g(\xi_L) \delta\left(\sum_{i=1}^L \xi_i\right) \quad (8)$$

where N_L is such that the joint distribution is normalized and $g(x)$ is a symmetric, normalized pdf with a finite second moment σ^2 , but otherwise arbitrary. The delta function ensures that the path is periodic, $H_0 = H_L$. Therefore, the height profile H_i can be interpreted as a discrete random 'bridge' process, bridging the two ends $H_0 = H_L$ and in between, performing a discrete random walk by choosing at each step a random jump variable ξ drawn independently from the normalized pdf $\text{Prob}(\xi = x) = g(x)$ with a finite variance σ^2 . For the special case of the Hamiltonian in Eq. (6) the noise pdf is

$$\text{Prob}(\xi = x) = g_p(x) = \frac{1}{B_p} e^{-K|x|^p} \quad (9)$$

where the normalization constant $B_p = \int_{-\infty}^{\infty} dx e^{-K|x|^p}$ and the variance $\sigma_p^2 = \int_{-\infty}^{\infty} x^2 g_p(x) dx$ are obtained as

$$B_p = \frac{2\Gamma(1/p)}{p} K^{-1/p} \quad ; \quad \sigma_p^2 = \frac{\Gamma(3/p)}{\Gamma(1/p)} K^{-2/p}. \quad (10)$$

In particular, $B_1 = 2/K$ and $\sigma_1^2 = 2/K^2$ will be used later in section IV.

In the limit of large L , a standard central limit argument asserts that the discrete random bridge process H_i will converge in law, up to a nonuniversal scale factor that depends on the variance σ^2 of the noise pdf $g(x)$, to the continuous Brownian bridge process $H(x)$ described by the Hamiltonian in Eq. (1). Of course, this will be true as long as $\text{Prob}(\xi = x) = g(x)$ decays faster than $|x|^{-3}$ for large $|x|$, *i.e.* the second moment σ^2 of $g(x)$ is finite. Naturally the same conclusion will hold for the relative height $h_i = H_i - \sum_i H_i/L$ as well. More precisely, for large h_i and large L , the dimensionless scaled variable h_i/w_L (where w_L is the width defined via the relation $w_L^2 = \sum_i \langle h_i^2 \rangle / L$) will have identical asymptotic statistics as that of its continuous counterpart $h(x)/\sqrt{L/12}$. Naturally the scaled MRH h_m/w_L where $h_m = \max(\{h_i\}, i = 0, 1, \dots, L-1)$ is expected to follow the same asymptotic statistics as that of its continuous counterpart, as long as σ^2 is finite. This argument thus predicts that for arbitrary symmetric $g(x)$ with a finite variance σ^2 , the asymptotic MRH distribution will converge to

$$P(h_m, L) \rightarrow \frac{1}{\sqrt{12}w_L} f\left(\frac{h_m}{\sqrt{12}w_L}\right) \quad (11)$$

where $f(x)$ is the Airy distribution function defined in Eq. (4).

Indeed, ‘nonuniversality’ of the MRH distribution, *i.e.* its dependence on the noise pdf $\text{Prob}(\xi = x) = g(x)$ enters only through the width w_L in Eq. (11). In fact, for the discrete process with arbitrary noise pdf $g(x)$, one can calculate the width w_L exactly (as derived in appendix A) for all L and one gets

$$w_L^2 = \frac{1}{L} \sum_i \langle h_i^2 \rangle = \frac{L^2 - 1}{12} \Delta_L \quad , \quad \Delta_L = \frac{\int_{-\infty}^{\infty} [\tilde{g}(k)]^{L-2} [\tilde{g}'(k)]^2 dk}{\int_{-\infty}^{\infty} [\tilde{g}(k)]^L dk} \quad (12)$$

where $\tilde{g}(k) = \int_{-\infty}^{\infty} g(x) e^{ikx} dx$ is the Fourier transform of $g(x)$ and $\tilde{g}'(k) = d\tilde{g}/dk$. In particular, for large L , one can show (see appendix A) that $\Delta_L \approx \sigma^2/L$ where $\sigma^2 = -\tilde{g}''(0)$ is the variance of $g(x)$. Then $w_L \approx \sigma\sqrt{L/12}$, *i.e.* the same result as in the continuous case, apart from the nonuniversal scale factor σ .

This completes our argument for the universality of the MRH distribution in the SOS model defined in Eq. (7) which predicts that, for large L , the MRH distribution for arbitrary symmetric $g(x) \geq 0$ (with a finite second moment σ^2) would have the scaling form in Eq. (11) with $w_L \approx \sigma\sqrt{L/12}$ and with a universal scaling function $f(x)$ (Airy distribution function) as defined in Eq. (4). The universal asymptotic scaling function predicted in this section are further supported by the exact result in section IV for the $p = 1$ case of the model in Eq. (6) and numerical simulations for other values of p as presented in section V.

III. THE GENERAL SET-UP TO COMPUTE THE MRH DISTRIBUTION FOR ARBITRARY L

Let us outline the general set-up to calculate the MRH distribution in the SOS models defined by the Hamiltonian in Eq. (7). This set-up is a discrete analogue of the method used for the continuous Gaussian interface model [9, 10]. In terms of the relative heights $h_i = H_i - \sum_i H_i/L$, the SOS Hamiltonian retains the same form as in Eq. (7). However, the relative height h_i ’s now, by definition, satisfy a global constraint, $\sum_i h_i = 0$. Moreover, the pbc requires $h_0 = h_L$. Thus, the joint probability distribution of the relative heights $\{h_i\}$ with $i = 0, 1, \dots, L-1$ in the steady state can be written as

$$P[\{h_i\}] = A_L \left[\prod_{i=0}^{L-1} g(|h_i - h_{i+1}|) \right] \delta \left[\sum_{i=0}^{L-1} h_i \right] \quad (13)$$

where the delta function on the right hand side ensures the global constraint $\sum_i h_i = 0$. The normalization constant A_L , to be calculated later, is fixed by demanding that the joint distribution $P[\{h_i\}]$ is normalized to unity.

We wish to compute the pdf $P(h_m, L)$ of the MRH $h_m = \max[h_0, h_1, \dots, h_{L-1}]$. It turns out to be easier first to compute the cumulative distribution $F(h_m, L) = \text{Prob}[\max(\{h_i\}) < h_m, L]$. The pdf of the MRH is simply the derivative, $P(h_m, L) = \partial F(h_m, L) / \partial h_m$. Note that $F(h_m, L)$ is the probability that the maximum of all heights are less than h_m , which is the same as the probability that all the height variables $h_i \leq h_m$. Using the joint probability distribution of h_i ’s in Eq. (13), one can then express $F(h_m, L)$ as a multiple integral

$$\begin{aligned} F(h_m, L) &= \int_{-\infty}^{h_m} dh_0 \int_{-\infty}^{h_m} dh_1 \dots \int_{-\infty}^{h_m} dh_{L-1} P[\{h_i\}] \\ &= A_L \int_{-\infty}^{h_m} \mathcal{D}h \left[\prod_i g(|h_i - h_{i+1}|) \right] \delta \left(\sum_i h_i \right) \end{aligned} \quad (14)$$

where $\mathcal{D}h$ is a shorthand notation for $\mathcal{D}h = dh_0 dh_1 \dots dh_{L-1}$. Making a change of variable $y_i = h_m - h_i$, Eq. (14) becomes

$$F(h_m, L) = A_L \int_0^\infty \mathcal{D}y \left[\prod_i g(|y_i - y_{i+1}|) \right] \delta \left(\sum_i y_i - h_m L \right). \quad (15)$$

Note that the h_m appears on the right hand side only inside the delta function as a combination $A = h_m L$. Furthermore, h_m can not be negative as this would indicate that all the relative heights $h_i \leq 0$ which can not be true due to the exact constraint $\sum_i h_i = 0$. Thus, the pdf $P(h_m, L)$ has nonzero support only for $0 \leq h_m \leq \infty$. Writing $F(h_m, L) = \mathcal{F}(A, L)$ and taking its Laplace transform with respect to A we get

$$\int_0^\infty \mathcal{F}(A, L) e^{-\lambda A} dA = A_L Z(\lambda, L) \quad ; \quad Z(\lambda, L) = \int_0^\infty \mathcal{D}y \prod_i g(|y_i - y_{i+1}|) e^{-\lambda y_i}. \quad (16)$$

For the special case when $g(x) \propto \exp[-K|x|^p]$ as in Eq. (6), the partition function is given by

$$Z(\lambda, L) = \int_0^\infty \mathcal{D}y \exp \left(-K \sum_i |y_i - y_{i+1}|^p - \lambda \sum_i y_i \right). \quad (17)$$

Thus if we can determine the partition function $Z(\lambda, L)$, then by inverting the Laplace transform we get $F(h_m, L)$. The normalization constant A_L can then be fixed by using the fact that $F(h_m \rightarrow \infty, L) = 1$ (which follows from the fact that the MRH pdf must be normalized to unity). In fact, this procedure can be directly implemented in Eq. (16) by taking the $\lambda \rightarrow 0$ limit. As $\lambda \rightarrow 0$, $\int_0^\infty \mathcal{F}(A, L) e^{-\lambda A} dA \rightarrow 1/\lambda$ using the fact $F(A \rightarrow \infty, L) = 1$. Then it follows that

$$A_L = \lim_{\lambda \rightarrow 0} \frac{1}{\lambda Z(\lambda, L)}. \quad (18)$$

The partition function $Z(\lambda, L)$ in Eq. (16) can, in principle, be computed by a transfer matrix method for a general $g(x)$. However, an explicit exact solution for all L can be obtained for the $p = 1$ case in Eq. (17), as demonstrated in the next section.

We end this section by pointing out an interesting connection between the MRH distribution in Eq. (14) and a first-passage or no barrier crossing probability of a discrete random acceleration process. It is evident from Eq. (13) that the relative height variables h_i also form a random bridge (pbc) as the absolute height H_i 's, except with an additional long range constraint $\sum_i h_i = 0$ as manifest by the delta function in the joint distribution in Eq. (13). Thus the process h_i , though locally a random walk, it is conditioned to return to its initial point (pbc) and also has to remember that at the end of L steps the total 'area' under the walk must be identically 0. This long range global constraint thus induces a 'memory' effect and makes the evolution of h_i a non-Markovian process. This fact was already noted in the context of the continuous Gaussian interface model [3, 10]. This non-Markovian process can be recast as a Markov process via the following trick. We define an additional 'area' variable $A_i = \sum_{j=0}^{i-1} h_{j-1}$ with $A_0 = 0$. Then the joint two variable process (h_i, A_i) actually evolves by a Markov process

$$h_{i+1} = h_i + \xi_i \quad , \quad A_{i+1} = A_i + h_i \quad (19)$$

where ξ_i 's are drawn from the joint distribution in Eq. (8).

Thus, Eq. (19) is just the discrete version of the random acceleration problem [25, 26] (*i.e.* the second derivative of A is noise). This joint process (h_i, A_i) starts with its initial value $(h_0, A_0 = 0)$ at step $i = 0$ and ends at its final value $(h_L = h_0, A_L = 0)$ after L steps ensuring both the pbc and the zero area constraint at the end of the process, $A_L = \sum_{i=0}^{L-1} h_i = 0$. This then completely describes the interface height profile h_i at equilibrium. The cumulative MRH distribution $F(h_m, L)$ in Eq. (14) is then just the probability that the joint process (h_i, A_i) evolving via Eq. (19) reaches from its initial value $(h_0, A_0 = 0)$ to its final value $(h_L = h_0, A_L = 0)$, but with the restriction that the h_i 's stay below the level h_m up to L steps. This is then just a restricted propagator of the discrete random acceleration process.

IV. EXACT SOLUTION FOR ARBITRARY L USING TANSFER MATRIX FOR $p = 1$.

The partition function $Z(\lambda, L)$ in Eq. (16) can in principle be computed, for arbitrary $g(x)$, using a standard transfer matrix technique. The transfer matrix T associated to $Z(\lambda, L)$ in Eq. (16) is defined via

$$\langle x|T|y \rangle = \exp(-\lambda x/2) g(|x - y|) \exp(-\lambda y/2) \quad (20)$$

and the partition function is simply the trace, $Z(\lambda, L) = \text{Trace}[T^L]$. Let us define $\phi(x)$ as its eigenfunctions that satisfy the eigenvalue equation

$$\int_0^\infty dy \langle x|T|y \rangle \phi(y) = E\phi(x) \quad (21)$$

where E label the eigenvalues. Making a substitution, $\phi(x) = \psi(x) e^{-\lambda x/2}$ one gets an integral equation

$$\int_0^\infty dy g(|x-y|) \exp(-\lambda y) \psi(y) = E\psi(x) \quad (22)$$

For an arbitrary $g(x)$, the integral equation (22) is hard to solve. However, one can make progress for the special case of the Hamiltonian in Eq. (6) with $p = 1$ that corresponds to $g(x) = \exp[-K|x|]$ to which we now focus. For this case, the integral equation (22) can be transformed into a Schrödinger-like (though not quite the same) differential equation by using the identity $(-d^2/dx^2 + K^2)e^{-K|x-y|} = 2K\delta(x-y)$ [24]. We get

$$\psi''(x) + \left(\frac{2K}{E} e^{-\lambda x} - K^2 \right) \psi(x) = 0 \quad (23)$$

with the boundary conditions

$$(i) \lim_{x \rightarrow \infty} \psi(x) = 0 \quad , \quad (ii) \frac{\psi'(0)}{\psi(0)} = K \quad (24)$$

which follow from Eq. (22).

The differential equation (23) can be further reduced to a standard Bessel form by a change of variable. The general solution to this equation has two linearly independent parts, but one of them is not allowed due to the condition (i) in Eq. (24). One finally gets the solution of Eq. (23) as $\psi(x) = A J_{2K/\lambda}[(2/\lambda)(\sqrt{2K/E})e^{-\lambda x/2}]$, where $J_\nu(x)$ is a Bessel function and A is an arbitrary amplitude. The 2nd boundary condition (ii) in Eq. (24) determines the eigenvalue E as a root of the following equation

$$J'_{2K/\lambda}(u)/J_{2K/\lambda}(u) = -2K/(\lambda u) \quad (25)$$

where $u = 2\sqrt{2K/E}/\lambda$. Using the identity $J'_\nu(x) = J_{\nu-1}(x) - (\nu/x)J_\nu(x)$, Eq. (25) becomes:

$$J_{2K/\lambda-1}(u) = 0 \quad , \quad i.e. \quad E_n = \frac{2}{K} \left(\frac{\lambda}{2K} j_{2K/\lambda-1,n} \right)^{-2} \quad (26)$$

where $j_{\nu,n}$ is the n^{th} root of $J_\nu(x)$ on the real axis. Thus $Z(\lambda, L)$ is given by the exact formula, valid for all L ,

$$Z(\lambda, L) = B_1^L \sum_n \left(\frac{\lambda}{2K} j_{2K/\lambda-1,n} \right)^{-2L} \quad (27)$$

where $B_1 = 2/K$. This completes our derivation of the exact partition function $Z(\lambda, L)$ for all L .

Asymptotic results for large L : We next focus on the large L limit. If one naïvely takes the large L limit of $Z(\lambda, L)$ keeping λ fixed, it is just enough to retain only the largest eigenvalue of the transfer matrix in the partition sum. However to extract the leading scaling behavior of the cumulative distribution $F(h_m, L)$, we need to take the limits $L \rightarrow \infty$, $h_m \rightarrow \infty$ simultaneously while keeping the ratio h_m/\sqrt{L} fixed. Since $A = h_m L \sim L^{3/2}$ is the variable conjugate to the Laplace variable λ in $Z(\lambda, L)$, the appropriate scaling limit is $L \rightarrow \infty$, $\lambda \rightarrow 0$ but keeping the scaling combination $\lambda L^{3/2}$ fixed. Hence we define a new variable

$$s = \sigma_1 \lambda L^{3/2}; \quad \text{where} \quad \sigma_1 = \frac{\sqrt{2}}{K}. \quad (28)$$

We next expand $\left(\frac{\lambda}{2K} j_{2K/\lambda-1,n} \right)^{-2L}$ at large L , keeping s fixed. To proceed, we use the expansion of $j_{\nu,n}$ for large ν , n fixed [17]:

$$j_{\nu,n} = \nu + \frac{\alpha_n}{2^{1/3}} \nu^{1/3} + \mathcal{O}(\nu^{-1/3}) \quad (29)$$

where α_n is the amplitude of n^{th} zero of the Airy function $\text{Ai}(z)$ on the negative real axis. Using this expansion (29), we obtain

$$Z(\lambda, L) = B_1^L \sum_n e^{-\alpha_n s^{2/3} 2^{-1/3}} \left(1 + \frac{s}{\sqrt{2L}} + \mathcal{O}(L^{-1}) \right). \quad (30)$$

Substituting this result in Eq. (17), one gets for $p = 1$

$$\int_0^\infty \mathcal{F}(A, L) e^{-\lambda A} dA = A_L B_1^L \sum_n e^{-\alpha_n s^{2/3} 2^{-1/3}} \left(1 + \frac{s}{\sqrt{2L}} + \mathcal{O}(L^{-1}) \right) \quad (31)$$

so that, using the Bromwich formula for Laplace inversion and substituting $A = h_m L$ one obtains the cumulative distribution as

$$F(h_m, L) = A_L B_1^L \int_{\lambda_0 - i\infty}^{\lambda_0 + i\infty} \frac{d\lambda}{2\pi i} e^{\lambda h_m L} \sum_n e^{-\alpha_n (\sigma_1 \lambda L^{3/2})^{2/3} 2^{-1/3}} \left(1 + \frac{\sigma_1 \lambda L^{3/2}}{\sqrt{2L}} + \mathcal{O}(L^{-1}) \right) \quad (32)$$

where the integration is along any imaginary axis whose real part λ_0 must be to the right of all the singularities of the integrand. Performing the change of variable $s = \sigma_1 \lambda L^{3/2}$ and taking the derivatives with respect to h_m one finds that $P(h_m, L)$ has the structure

$$P(h_m, L) = \frac{A_L B_1^L}{\sqrt{2\pi} \sigma_1 L^{3/2}} \left[\frac{1}{\sigma_1 L^{1/2}} f\left(\frac{h_m}{\sigma_1 L^{1/2}}\right) + \frac{1}{\sigma_1 L} f_1\left(\frac{h_m}{\sigma_1 L^{1/2}}\right) + \frac{1}{\sigma_1 L^{3/2}} f_2\left(\frac{h_m}{\sigma_1 L^{1/2}}\right) + \dots \right] \quad (33)$$

where $f(x)$ is the leading scaling function in the large L limit. From Eq. (32), its Laplace transform $\hat{f}(s)$ is given by

$$\hat{f}(s) = \int_0^\infty dx f(x) e^{-sx} = s\sqrt{2\pi} \sum_n e^{-\alpha_n s^{2/3} 2^{-1/3}} \quad (34)$$

as in Eq. (4) and thus $f(x)$ is the Airy-distribution function. Similarly it is easy to check from Eq. (32) that

$$\hat{f}_1(s) = \int_0^\infty dx f_1(x) e^{-sx} = \frac{1}{\sqrt{2}} s \hat{f}(s). \quad (35)$$

We are now ready to determine the normalization constant A_L . Since the pdf $P(h_m, L)$ is normalized to unity, we have $\int_0^\infty P(h_m, L) dh_m = 1$. Integrating Eq. (33) and using the facts: (i) $\int_0^\infty f(x) dx = \hat{f}(0) = 1$ (which can be shown from Eq. (34)) and (ii) $\int_0^\infty f_1(x) dx = \hat{f}_1(0) = 0$ (as follows from Eq. (35)), we get

$$\frac{A_L B_1^L}{\sqrt{2\pi} \sigma_1 L^{3/2}} [1 + \mathcal{O}(L^{-1})] = 1 \quad (36)$$

that gives, using $B_1 = 2/K$,

$$A_L = \sqrt{2\pi} \sigma_1 L^{3/2} \left(\frac{K}{2} \right)^L [1 + \mathcal{O}(L^{-1})]. \quad (37)$$

Substitution in Eq. (33) then gives the asymptotic scaling function and its first correction

$$P(h_m, L) = \frac{1}{\sigma_1 L^{1/2}} f\left(\frac{h_m}{\sigma_1 L^{1/2}}\right) + \frac{1}{\sigma_1 L} f_1\left(\frac{h_m}{\sigma_1 L^{1/2}}\right) + \dots \quad (38)$$

where $f(x)$ and $f_1(x)$ are given by their Laplace transforms in Eqs. (34) and (35) respectively. This is our main result of this section.

It turns out that the Laplace transform in Eq. (34) can be formally inverted [10, 21]

$$f(x) = \frac{2\sqrt{6}}{x^{10/3}} \sum_{n=1}^\infty e^{-b_n/x^2} b_n^{2/3} U(-5/6, 4/3, b_n/x^2) \quad (39)$$

where $b_n = 2\alpha_n^3/27$ and $U(a, b, z)$ is the confluent hypergeometric function [17]. This inversion is useful as it can then be evaluated using Mathematica and subsequently one can compare it with the numerical simulations later.

The leading ‘correction to scaling’ function $f_1(x)$ has received some attentions recently in a class of random walk problems that arise in the context of rectangle packing problem [27, 28] as well as in the problem of computing the total flux of diffusing particles to a spherical trap in 3 dimensions [29]. It is interesting that in the present problem we can compute this correction to scaling function $f_1(x)$ exactly. Inverting the Laplace transform in Eq. (35), we get $f_1(x) = f'(x)/\sqrt{2}$ where $f'(x)$ can be evaluated by taking the derivative of Eq. (39) and using properties of $U(a, b, z)$. This gives

$$f'(x) = -\frac{10}{3}f(x) + \frac{4\sqrt{6}}{x^{19/3}} \sum_{n=1}^{\infty} e^{-b_n/x^2} b_n^{5/3} \left(U(-5/6, 4/3, b_n/x^2) - \frac{5}{6} U(1/6, 7/3, b_n/x^2) \right) \quad (40)$$

Finally, using $\sqrt{12}w_L = \sigma_1 L^{1/2} + \mathcal{O}(L^{-3/2})$ from Eq. (12), we can express the scaling in terms of the width w_L instead of $L^{1/2}$. The first two terms are given by

$$P(h_m, L) = \frac{1}{\sqrt{12}w_L} f\left(\frac{h_m}{\sqrt{12}w_L}\right) + \frac{1}{\sqrt{2}\sigma_1 L} f'\left(\frac{h_m}{\sqrt{12}w_L}\right) + \dots \quad (41)$$

In particular, from Eq. (41), one obtains the mean value $E[h_m]$ as

$$E[h_m] = \sigma_1 \sqrt{L} - \frac{\sigma_1}{\sqrt{2}} + \mathcal{O}(L^{-1/2}) \quad (42)$$

The leading correction to the asymptotic $L^{1/2}$ behavior of the expected MRH turns out to be a negative constant, as in the case of the expected maximum of an ordinary random walker treated recently in Refs. [27, 28, 29].

The exact solution presented in this section proves that indeed the leading scaling function of the MRH pdf in the SOS model with $p = 1$ is given by the Airy distribution function, in agreement with our general argument presented in section II. In the next section we present numerical simulations for other values of p to provide further support in favour of the universality of the Airy distribution function. In addition, the exact solution for $p = 1$ also provides the leading correction to scaling function $f_1(x)$ exactly. We will see in the next section that simulations for other values of p indicate that even this leading correction to scaling function $f_1(x)$ is also universal, *i.e.* independent of p .

V. NUMERICAL SIMULATIONS

In order to generate numerically height profiles H_i (with pbc) according to the Boltzmann-weight associated to \mathcal{H}_p in Eq. (6) we use the algorithm proposed in [3] which circumvents the use of slow Monte-Carlo algorithm with relaxation time $\sim L^2$. It relies upon the fact that the variables $\{H_i\}_{0 \leq i \leq L}$, given that $(H_{i+1} - H_i)$ are weakly correlated random variables *with* their total sum equal to zero due to pbc, can be viewed as a Brownian bridge. To generate such a Brownian bridge, we first generate an ordinary random walk sequence \mathcal{W}_i such that $\mathcal{W}_0 = 0$ and $\mathcal{W}_i = \mathcal{W}_{i-1} + \eta_i$, where η_i 's are i.i.d. random variables drawn from $\text{Prob}(\eta = x) = g_p(x)$ given in Eq. (9). Next we express the H_i variables in terms of the \mathcal{W}_i variables by the relation $H_i = \mathcal{W}_i - (i/L)\mathcal{W}_L$, such that they satisfy the same recursion relation as the \mathcal{W}_i 's, but this form ensures that the sequence of H_i 's is periodic with period L and hence automatically enforces the pbc $H_0 = H_L$. One can show that this procedure yields the statistical weight for a configuration of H_i 's, at least for large L (except for the $p = 2$ case where it is exact for all L). Once the actual height sequence H_i is generated, the relative height profile h_i is then obtained from the relation $h_i = H_i - \sum_i H_i/L$. For every sample of h_i sequence, we measure the maximum h_m and then obtain its histogram $P(h_m, L)$ from a total of $2 \cdot 10^6$ configurations of the height profile. In addition, we also compute the width w_L from $w_L^2 = \sum_i \langle h_i^2 \rangle / L$.

In Fig. 1, we show a plot of $\sqrt{12w_L^2}P(h_m, L)$ for $p = 1$ as a function of the rescaled variable $h_m/\sqrt{12w_L^2}$ for different system sizes $L = 256, 512$ and 1024 . The good collapse shows a good agreement with our analytical approach for $p = 1$. Interestingly, our numerical simulations show that the leading behavior of $P(h_m, L)$ as a function of $h_m/\sqrt{12w_L^2}$ (41) is in fact independent of p and given by the Airy-distribution function $f(x)$ (39). This is depicted in Fig. 2 where we show a plot of $\sqrt{12w_L^2}P(h_m, L)$ for different values of $p = 0.5, 1, 1.5, 2$ and 3 and fixed L (for p fixed and different values of L one obtains similar results as for $p = 1$ in Fig. 1).

We have also investigated numerically the corrections to scaling. To do so, we introduce the quantity $P_{\text{next}}(h_m, L)$

$$P_{\text{next}}(h_m, L) = \sqrt{12w_L^2}P(h_m, L) - f(h_m/\sqrt{12w_L^2}) \quad (43)$$

For $p = 1$, according to our analytical calculations, the leading behavior of $P_{\text{next}}(h_m, L)$ is given by $P_{\text{next}}(h_m, L) \sim (2L)^{-1/2} f'(h_m/(12w_L^2)^{1/2})$. In Fig. 3, we show a plot of $(2L)^{1/2}P_{\text{next}}(h_m, L)$ as a function of

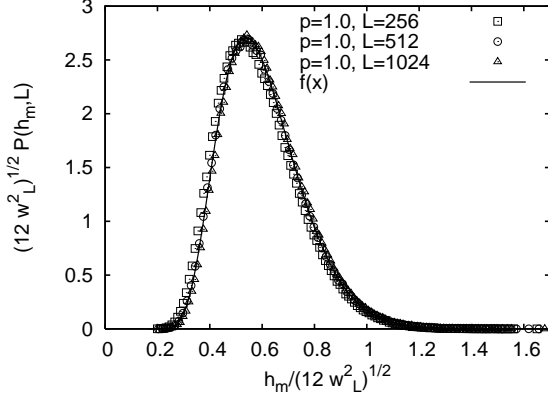


FIG. 1: $\sqrt{12w_L^2}P(h_m, L)$ as a function of $h_m/\sqrt{12w_L^2}$ for different system sizes $L = 256, 512$ and 1024 for $p = 1$. The solid line is the Airy-distribution function (39) evaluated using Mathematica. There is no fitting parameter.

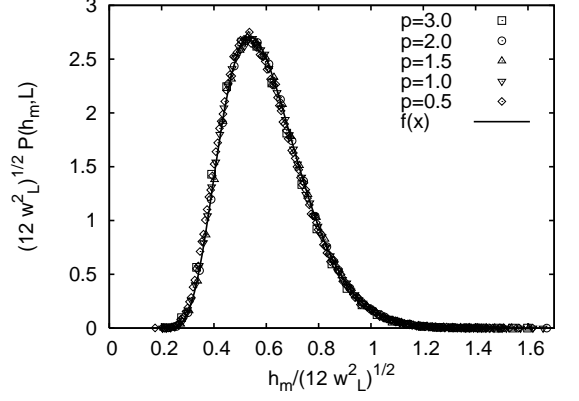


FIG. 2: $\sqrt{12w_L^2}P(h_m, L)$ as a function of $h_m/\sqrt{12w_L^2}$ for $p = 0.5, \dots, 3$ and $L = 512$. The solid line is the Airy-distribution function (39) evaluated using Mathematica. There is no fitting parameter.

the rescaled variable $h_m/\sqrt{12w_L^2}$, for $p = 1$, and different system sizes $L = 64, 128$ and 256 . Here also, one obtains a good agreement with our analytical calculation (40). Finally, we have also computed numerically the corrections to scaling (43) for different values of p . Our data (see Fig. 4) suggests that the leading correction to scaling, for any p , takes the following form

$$P_{\text{next}}(h_m, L) \sim \frac{1}{\sqrt{\mu_p L}} f'(h_m/\sqrt{12w_L^2}) \quad (44)$$

where $\mu_1 = 2$. In Fig. 4, we show a plot of $(\mu_p L)^{1/2} P_{\text{next}}(h_m, L)$ as a function of the rescaled variable $h_m/\sqrt{12w_L^2}$

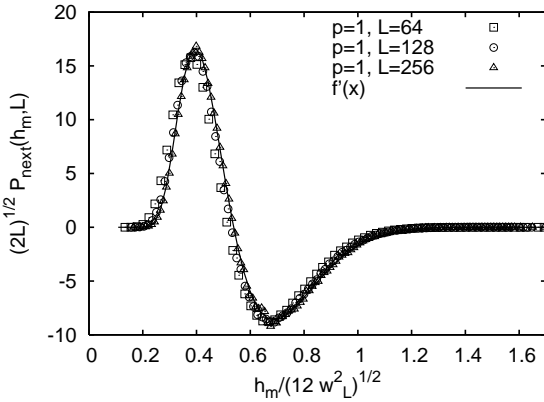


FIG. 3: $(2L)^{1/2}P_{\text{next}}(h_m, L)$ as a function of $h_m/\sqrt{12w_L^2}$ for $p = 1$ and different system sizes $L = 64, 128, 256$. The solid line is the derivative of the Airy-distribution function (40) evaluated using Mathematica. There is no fitting parameter.

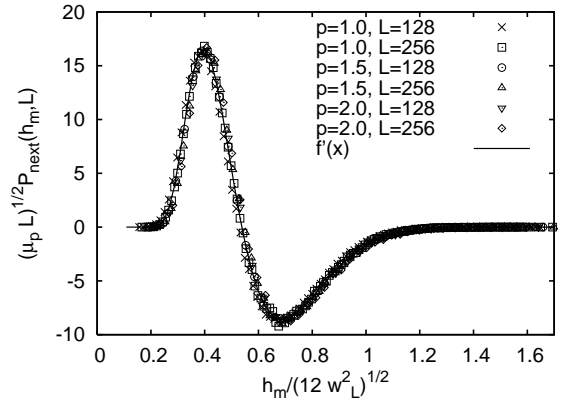


FIG. 4: $(\mu_p L)^{1/2}P_{\text{next}}(h_m, L)$ as a function of $h_m/\sqrt{12w_L^2}$ for different system sizes $L = 128, 256$ and for $p = 1, 1.5, 2$, with $\mu_1 = 2$ (exact), $\mu_{1.5} = 3.8(1)$ and $\mu_2 = 6.9(1)$. The solid line is the derivative of the Airy-distribution function (40) evaluated using Mathematica.

for $L = 128, 256$ and $p = 1, 1.5$ and 2 . In this figure, $\mu_{1.5} = 3.8(1)$ and $\mu_2 = 6.9(1)$ are estimated to obtain the best collapse with $f'(x)$. The good data collapse which we obtain is indeed in good agreement with the behavior in Eq. (44). And therefore the corrections to scaling in Eq. (41) are also independent of p , up to a non universal amplitude μ_p .

VI. CONCLUSION

In this paper, we have studied the distribution of the maximal relative height h_m in a class of one dimensional solid-on-solid lattice models defined by the Hamiltonian in Eq. (7). We have provided a simple central limit argument to show that for arbitrary symmetric $g(x)$ with a finite second moment σ^2 , the asymptotic MRH distribution $P(h_m, L)$ has a scaling form, $P(h_m, L) \approx (1/\sqrt{12}w_L)f(h_m/\sqrt{12}w_L)$ where the width $w_L^2 \approx \sigma^2 L/12$ for large L depends only on the variance σ^2 , but the scaling function $f(x)$ is universal (independent of the details of the function $g(x)$) and is given by the Airy distribution function in Eq. (39). This argument is supported by exact calculation in the case of the Hamiltonian in Eq. (6) with $p = 1$ and also by numerical simulations of the model in Eq. (6) for other values of p . Moreover, we have shown that even the leading correction to scaling function is also universal (up to an overall nonuniversal amplitude) and is given by the derivative of the Airy distribution function.

There remain several open questions for future studies. In this paper we have studied symmetric $g(x)$ functions with a finite second moment σ^2 . We expect that the universality class of the asymptotic MRH distribution will change if σ^2 is not finite. For example, if $g(x) \sim x^{-(1+\delta)}$ for large x with $0 \leq \delta \leq 2$ that corresponds to the Lévy walk of the interface, it would be interesting to compute the MRH distribution which we expect will depend on δ . Another interesting case would be to study the MRH distribution with asymmetric $g(x)$ that corresponds to interfaces with a drift.

In this paper we have focused on very simple SOS Hamiltonians that have only ‘kinetic’ or ‘interaction’ part, but no onsite potential. There are important applications of the SOS Hamiltonians with an onsite attractive potential in wetting phenomena [22, 23] as well as in understanding the thermal denaturation of DNA molecules [30]. In this case one considers a Hamiltonian of the form

$$\mathcal{H} = \sum_i [F(|H_i - H_{i+1}|) + U(H_i)] , \quad (45)$$

where the heights $H_i \in]-\infty, +\infty[$, $F(x) = -\ln[g(x)]$ as in Eq. (7) and $U(H_i)$ represents a finite attractive onsite potential. One can ask: what is the MRH distribution in these models? In this case, both the heights H_i ’s as well as the relative heights h_i ’s will be bounded variables in equilibrium. This follows from the transfer matrix analysis in section IV and the fact that any localized potential (far from the boundary) in one dimension will always give rise to a bound state. Consequently, the correlation function between the heights h_i ’s will decay exponentially with distance. Thus, the MRH distribution in this case corresponds to calculating the distribution of the maximum of a set of ‘weakly’ correlated random variables. By considering ‘blocks’ of size of the correlation length, it is then easy to see that asymptotically (when the system size L is much larger than the correlation length) the MRH distribution will follow [10], after a suitable rescaling, the Gumbel law of the extreme of uncorrelated random variables [13].

On the other hand, if one considers the heights H_i ’s to be positive variables, $H_i \geq 0$, *i.e.* one is considering a semi-infinite system, then the presence of a localized potential near the boundary $H = 0$ leads to a roughening phase transition at a critical temperature T_c [23, 24]. Below T_c , the interface is bound, *i.e.* localized near the surface at $H = 0$ (with a finite L independent width for large L), but above T_c the system becomes unbound, *i.e.* rough with width $w_L \sim L^{1/2}$. Consequently, we would expect that the asymptotic MRH distribution will have a Gumbel form below T_c , but for $T > T_c$ it will change to the Airy distribution function described in this paper. In short, the bound phase will be characterized by the Gumbel form and the rough phase by the Airy distribution function. It would be interesting to compute how this transition in the MRH distribution takes place across the critical temperature. Finally it would be interesting to compute the MRH distribution in the lattice SOS models in higher dimensions.

Acknowledgments

GS acknowledges the financial support provided through the European Community’s Human Potential Program under contract HPRN-CT-2002-00307, DYGLAGEMEM.

-
- [1] J. Krug et. al. Phys. Rev. E, **56**, 2702 (1997); H. Kallabis and J. Krug, Europhys. Lett. **45**, 20 (1999); S.N. Majumdar, Current Science, **77**, 370 (1999). J. Krug, Physica A **340**, 647 (2004); M. Constantin et. al. Phys. Rev. E, **69**, 061608 (2004); C. Dasgupta et. al. *ibid*, **69**, 022101 (2004); S.N. Majumdar and D. Das, *ibid*, **71**, 036129 (2005).
 - [2] S. N. Majumdar and A. J. Bray, Phys. Rev. Lett. **86**, 3700 (2001); M. Constantin, S. Das Sarma, and C. Dasgupta, Phys. Rev. E **69**, 051603 (2004).
 - [3] S. N. Majumdar and C. Dasgupta, cond-mat/0509109 (to appear in Phys. Rev. E (2006)).

- [4] S.F. Edwards and D.R. Wilkinson, Proc. R. Soc. London A **381**, 17 (1982).
- [5] M. Kardar, G. Parisi, and Y.-C. Zhang, Phys. Rev. Lett. **56**, 889 (1986).
- [6] D. B. Dougherty et. al. Phys. Rev. Lett. **89**, 136102 (2002); D. B. Dougherty et. al. Surf. Sci. **527**, L213 (2003). O. Bondarchuk et. al. Phys. Rev. B **71**, 045426 (2005); D. B. Dougherty et. al. Phys. Rev. E **71**, 021602 (2005).
- [7] G. Gyorgyi, P.C.W. Holdsworth, B. Portelli, and Z. Racz, Phys. Rev. E, **68**, 056116 (2003).
- [8] S. Raychaudhuri, M. Cranston, C. Przybyla, and Y. Shapir, Phys. Rev. Lett. **87**, 136101 (2001).
- [9] S. N. Majumdar and A. Comtet, Phys. Rev. Lett., **92**, 225501 (2004).
- [10] S. N. Majumdar and A. Comtet, J. Stat. Phys, **119** 777 (2005).
- [11] H. Guclu and G. Korniss, Phys. Rev. E **69**, 065104(R) (2004); Fluctuation and Noise Letters, **5** (1), L43 (2005).
- [12] D.S. Lee, Phys. Rev. Lett. **95**, 150601 (2005).
- [13] E. J. Gumbel, *Statistics of Extremes* (Columbia University Press, New York, 1958); S. Coles, *An Introduction to Statistical Modeling of Extreme Values*, Springer Series in Statistics (Springer-Verlag, London, 2001).
- [14] S.N. Majumdar and P.L. Krapivsky, Physica A **318**, 161 (2003);
- [15] T. Halpin-Healy and Y.-C. Zhang, Phys. Rep. **254**, 215 (1995).
- [16] N. C. Bartelt, J. L. Golding, T. L. Einstein, and E. D. Williams, Surf. Sci. **273**, 252 (1992).
- [17] M. Abramowitz and I.A. Stegun in *Handbook of Mathematical Functions* (Dover, New York, 1973).
- [18] P. Flajolet, P. Poblete, and A. Viola, Algorithmica, **22**, 490 (1998).
- [19] For a recent review on the Airy distribution function and its diverse applications see S. N. Majumdar, cond-mat/0510064 (to appear in Current Science, 2005).
- [20] D.A. Darling, Ann. Probab. **11**, 803 (1983); G. Louchard, J. Appl. Prob. **21**, 479 (1984).
- [21] L. Takacs, J. Appl. Prob. **32**, 375 (1995).
- [22] G. Forgacs, R. Lipowsky, and Th. M. Nieuwenhuizen, in *Phase Transitions and Critical Phenomena* ed. by C. Domb and J.L. Lebowitz (Academic Press, London, 1991), vol 14, 136 (1991).
- [23] D.B. Abraham, Phys. Rev. Lett. **44**, 1165 (1980); S.T. Chui and J.D. Weeks, Phys. Rev. B **23**, 2438 (1981); J.M.J. van Leeuwen and H.J. Hilhorst, Physica , **107 A**, 319 (1981).
- [24] T.W. Burkhardt, J. Phys. A **14**, L63 (1981).
- [25] Y.G. Sinai, Theor. Math. Phys. **90**, 219 (1992).
- [26] T.W. Burkhardt, J. Phys. A, **26**, L1157-1162 (1993).
- [27] E.G. Coffman, P. Flajolet, L. Flato and M. Hofri, Proba. in Engineering and Informational Sciences, **12**, 373 (1998).
- [28] A. Comtet and S.N. Majumdar, J. Stat. Mech. Theor. Exp., **06**, P06013, (2005).
- [29] S.N. Majumdar, A. Comtet, and R.M. Ziff, cond-mat/0509613, to appear in J. Stat. Phys. (2006).
- [30] M. Peyrard and A.R. Bishop, Phys. Rev. Lett. **62**, 2755 (1989); T. Dauxois, M. Peyrard, and A.R. Bishop, Phys. Rev. E **47**, 684 (1993); S. Ares and A. Sanchez, cond-mat/0511532.

APPENDIX A: EXACT CALCULATION OF THE WIDTH w_L IN THE SOS MODEL

We wish to compute the width w_L defined via

$$w_L^2 = \frac{1}{L} \sum_{i=1}^L \langle h_i^2 \rangle \quad (\text{A1})$$

where h_i 's are the relative heights

$$h_i = H_i - \frac{1}{L} \sum_i H_i \quad (\text{A2})$$

and H_i 's are the absolute heights in the SOS model defined by Eq. (7). Substituting Eq. (A2) in (A1) one gets

$$w_L^2 = \frac{L-1}{L^2} \sum_{i=1}^L \langle H_i^2 \rangle - \frac{2}{L^2} \sum_{i < j} \langle H_i H_j \rangle. \quad (\text{A3})$$

The absolute height profile H_i 's satisfy the recursion relation

$$H_i = H_{i-1} + \xi_i. \quad (\text{A4})$$

It follows from Eq. (7) that the set of random numbers $\{\xi_i\}$ with $i = 1, 2, \dots, L$ are distributed according to the joint law

$$P[\{\xi_i\}] = N_L g(\xi_1) g(\xi_2) \dots g(\xi_L) \delta\left(\sum_{i=1}^L \xi_i\right) \quad (\text{A5})$$

where N_L is such that the joint distribution is normalized and $g(x)$ is a symmetric, normalized pdf with a finite second moment σ^2 , but otherwise arbitrary. The delta function ensures that the path is periodic, $H_0 = H_L$. Thus, the variables ξ_i 's are only 'weakly' correlated due to the global constraint $\sum_i \xi_i = 0$. Since we are only interested in relative heights in Eq. (A2), we can, without any loss of generality, set $H_0 = H_L = 0$. Thus, from Eq. (A4) we have

$$H_i = \sum_{k=1}^i \xi_k. \quad (\text{A6})$$

To calculate the correlation function $\langle H_i H_j \rangle$ as required in Eq. (A3) we need to compute the correlation function $\langle \xi_j \xi_k \rangle$ of the noise variables. This is easy to do. From the constraint $\sum_i \xi_i = 0$, it follows that $\langle \xi_k \sum_i \xi_i \rangle = 0$ for all k . Using the isotropic property (*i.e.* $\langle \xi_k \xi_j \rangle$ is the same for any pair of (k, j) as long as $k \neq j$), it follows that

$$\langle \xi_k \xi_j \rangle = -\frac{\langle \xi_i^2 \rangle}{L-1} \quad (\text{A7})$$

where the onsite variance $\langle \xi_i^2 \rangle$ is independent of i and will be computed later. Eqs. (A7) and (A6) give the required height correlations

$$\begin{aligned} \langle H_i H_j \rangle &= \frac{\langle \xi_i^2 \rangle}{L-1} i(L-j) \quad \text{for } i \leq j \\ &= \frac{\langle \xi_i^2 \rangle}{L-1} j(L-i) \quad \text{for } i \geq j. \end{aligned} \quad (\text{A8})$$

We now substitute this result in Eq. (A3). We need to use one identity, namely, $\sum_{i < j} i(L-j) = L(L+1)(L-2)(L-1)/24$. Subsequently, a straightforward algebra gives

$$w_L^2 = \frac{L+1}{12} \langle \xi_i^2 \rangle. \quad (\text{A9})$$

The only remaining task is to compute the onsite variance $\langle \xi_i^2 \rangle$ where the set $\{\xi_i\}$'s is drawn from the joint distribution in Eq. (A5). Let $P_L(x) = \text{Prob}(\xi_i = x)$ be the 'single site' probability density of the variable ξ_i , obtained by keeping $\xi_i = x$ fixed and integrating the joint distribution in Eq. (A5) over the rest $(L-1)$ variables. Evidently, it follows from the isotropic property that $P_L(x)$ is independent of i . By integrating over the $(L-1)$ variables in Eq. (A5) one gets

$$P_L(x) = N_L g(x) V_{L-1}(-x) \quad (\text{A10})$$

where $V_n(x)$ is the multiple integral

$$\begin{aligned} V_n(x) &= \int g(x_1) g(x_2) \dots g(x_n) \delta\left(\sum_{i=1}^n x_i - x\right) \\ &= \int g(x_1) V_{n-1}(x - x_1) dx_1. \end{aligned} \quad (\text{A11})$$

The recursion relation satisfied by $V_n(x)$ above starts with the initial condition $V_0(x) = \delta(x)$ and has a simple convolution form. Hence it can be solved exactly by the Fourier transform method. Let, $\tilde{V}_n(k) = \int_{-\infty}^{\infty} V_n(x) e^{ikx} dx$ and $\tilde{g}(k) = \int_{-\infty}^{\infty} g(x) e^{ikx} dx$. Taking the Fourier transform of Eq. (A11) gives

$$\tilde{V}_n(k) = \tilde{g}(k) \tilde{V}_{n-1}(k) = [\tilde{g}(k)]^n \quad (\text{A12})$$

where we have used $\tilde{V}_0(k) = 1$. We invert the Fourier transform and substitute in Eq. (A10) to get

$$P_L(x) = N_L g(x) \int_{-\infty}^{\infty} [\tilde{g}(k)]^{L-1} e^{-ikx} dk. \quad (\text{A13})$$

The constant N_L is fixed by demanding $\int_{-\infty}^{\infty} P_L(x) dx = 1$. Using the symmetry $\tilde{g}(k) = \tilde{g}(-k)$ we then get

$$P_L(x) = g(x) \frac{\int_{-\infty}^{\infty} [\tilde{g}(k)]^{L-1} e^{-ikx} dk}{\int_{-\infty}^{\infty} [\tilde{g}(k)]^L dk}. \quad (\text{A14})$$

We are now ready to compute the onsite variance, $\langle \xi_i^2 \rangle = \int P_L(x) x^2 dx$. We get from Eq. (A14)

$$\langle \xi_i^2 \rangle = - \frac{\int_{-\infty}^{\infty} [\tilde{g}(k)]^{L-1} \tilde{g}''(k) dk}{\int_{-\infty}^{\infty} [\tilde{g}(k)]^L dk} \quad (\text{A15})$$

where $\tilde{g}''(k) = d^2 \tilde{g} / dk^2$. The result in Eq. (A15) can be further simplified via integration by parts. Substituting this result in Eq. (A9) we get our final exact result, valid for all L ,

$$w_L^2 = \frac{L^2 - 1}{12} \Delta_L \quad , \quad \Delta_L = \frac{\int_{-\infty}^{\infty} [\tilde{g}(k)]^{L-2} [\tilde{g}'(k)]^2 dk}{\int_{-\infty}^{\infty} [\tilde{g}(k)]^L dk} \quad (\text{A16})$$

where $\tilde{g}'(k) = d\tilde{g}/dk$.

Let us now consider a few special cases. For the Gaussian case, *i.e.* for $p = 2$ in Eq. (6), we have $\tilde{g}(k) = \exp[-\sigma^2 k^2/2]$. From Eq. (A16) we get for all $L \geq 1$

$$w_L^2 = \frac{L^2 - 1}{12L} \sigma^2. \quad (\text{A17})$$

For the $p = 1$ case in Eq. (6), we have $g(x) = K \exp[-K|x|]/2$. The Fourier transform gives $\tilde{g}(k) = K^2/(K^2 + k^2)$. Thus in this case, $\sigma^2 = -\tilde{g}''(0) = 2/K^2$. Substituting in Eq. (A16) and performing the integral we get, for all $L \geq 1$

$$w_L^2 = \frac{(L^2 - 1)(2L - 1)}{24L(L + 1)} \sigma^2. \quad (\text{A18})$$

In general for arbitrary symmetric $g(x)$ with a finite second moment σ^2 , one gets from Eq. (A16) the following large L behavior,

$$w_L^2 \approx \sigma^2 \frac{L}{12}. \quad (\text{A19})$$

This can be seen from the fact that for large L , the Fourier integrals in Eq. (A16) will be dominated by the contributions from the small k limit. For small k , $\tilde{g}(k) \approx 1 - \sigma^2 k^2/2 + \dots \approx \exp[-\sigma^2 k^2/2]$. Substituting this result in Eq. (A16) and performing the integrals one arrives at the asymptotic behavior in Eq. (A19).