

Suppression of compressible edge channels and spatial spin polarization in the integer quantum Hall regime

S. Ihnatsenka and I. V. Zozoulenko
Solid State Electronics, Department of Science and Technology (ITN),
Linköping University, 60174 Norrköping, Sweden
(dated: December 28, 2021)

We perform systematic numerical studies of the structure of spin-resolved compressible strips in split-gate quantum wires taking into account the exchange and correlation interactions within the density functional theory in the local spin-density approximation. We find that for realistic parameters of the wire the exchange interaction can completely suppress the formation of the compressible strips. As the depletion length or magnetic field are increased, the compressible strips starts to form first for the spin-down and then for spin-up edge channels. We demonstrate that the widths of these strips plus the spatial separation between them caused by the exchange interaction are equal to the width of the compressible strip calculated in the Hartree approximation for spinless electrons. We also discuss the effect of electron density on the suppression of the compressible strips in quantum wires.

PACS numbers: 73.21.Hb, 73.43.-f, 73.63.Nm, 73.23.Ad

Quantitative analytical description of the edge states in terms of compressible and incompressible strips given in seminal papers of Chklovskii et al.¹ has been the basis for understanding of various features of the magnetotransport phenomena in the quantum Hall regime. Purely electrostatic description of Chklovskii et al.¹ does not however take into account the exchange interaction between the electrons. This interaction is known to dramatically affect the edge channel structure bringing about qualitatively new features absent in a model of spinless electrons. These features include, for example, spatial separation of the edge states belonging to different spin species^{2,3}, and pronounced spin polarization of the electron density in quantum wires exhibiting $1/B$ -periodicity related to the subband depopulation⁴. A detailed knowledge of the structure of the compressible strips in the presence of exchange interaction as well as information about spatial separation of spin-up and spin-down edge channels are necessary for the understanding and interpretation of a variety magnetotransport phenomena such as tunnelling through quantum dot and antidot structures in the edge state regime^{5,6}, unusual periodicity of the Aharonov-Bohm oscillations in antidot structures⁷ and many other⁸. The main purpose of the present paper is to provide a quantitative description of the structure of spin-resolved compressible strips in split-gated quantum wires taking into account the exchange interaction between the electrons. To this end we solve numerically the Schrodinger equation with exchange and correlation interactions included within the density functional theory (DFT) in the local spin-density approximation⁴. The choice of DFT for the description of many-electron effects is motivated, on one hand, by its efficiency in practical implementation within a standard Kohn-Sham formalism⁹, and, on the other hand, by the excellent agreement between the DFT and exact diagonalization¹⁰ and variational Monte-Carlo calculations^{11,12} performed for few-electron quan-

tum dots. We find that for realistic parameters of the wire the exchange interaction can completely suppress the formation of the compressible strips. The exchange interaction causes a spatial separation between the states of opposite spins, with the separation distance being equal to the width of the compressible strip computed in the Hartree approximation of spinless electrons (which is well-described by Chklovskii et al theory¹). As the depletion length or magnetic field are increased, the compressible strips starts to form first for the spin-down and then for spin-up states. We demonstrate that in this case the widths of these compressible strips plus the spatial spin separation between them due to the exchange interaction are equal to the width of the compressible strip for spinless electrons calculated in the Hartree approximation.

We consider a quantum wire in a perpendicular magnetic field B described by the Hamiltonian $H = H_0 + H_{\text{conf}} + H_{\text{eff}} + g_B B$;

$$H = H_0 + V_{\text{conf}}(y) + V_{\text{eff}}(y) + g_B B; \quad (1)$$

where H_0 is the kinetic energy in the Landau gauge, $H_0 = \frac{\hbar^2}{2m} \left(\frac{\partial}{\partial x} - \frac{eB}{\hbar} y \right)^2 + \frac{\partial^2}{\partial y^2}$; $\frac{eB}{\hbar} = \frac{1}{2}$ describes spin-up and spin-down states, \hbar , \hbar , and $m = 0.067m_e$ is the GaAs effective mass. The last term in Eq. (1) accounts for Zeeman energy where $g_B = g\mu_B = 2m_e$ is the Bohr magneton, and the bulk g factor of GaAs is $g = 0.44$. In the split-gate geometry the confining potential $V_{\text{conf}}(y)$ due to the gates, donor layers and the Schottky barrier is well approximated by the parabolic confinement^{3,4}, $V_{\text{conf}}(y) = V_0 + \frac{m}{2} (\omega_0 y)^2$, where V_0 denotes the bottom of the potential (we set the Fermi energy $E_F = 0$): The effective potential, $V_{\text{eff}}(y)$ within the framework of the Kohn-Sham density functional theory reads⁹,

$$V_{\text{eff}}(x) = V_H(y) + V_{xc}(y); \quad (2)$$

where $V_H(x)$ is the Hartree potential due to the electron

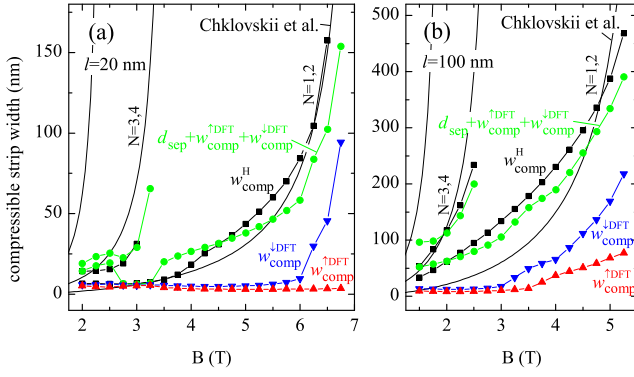


FIG. 1: (Color online) Width of the compressible strips in quantum wires with different depletion lengths $l = 20$ nm (a) and 100 nm (b). Parameters of the wires: $\sim \mu_0 = 3$ meV (a), 1 meV (b); $V_0 = 0.2$ eV. The corresponding electron densities $n(0) = 3 \cdot 10^5 \text{ m}^{-2}$ and $2.5 \cdot 10^5 \text{ m}^{-2}$. Temperature $T = 1$ K.

density $n(y) = \sum_{\alpha} n_{\alpha}(y)$ (including the mirror charges),⁴

$$V_H(y) = \frac{e^2}{4\pi\epsilon_0\epsilon_r} \sum_{\alpha} \int_0^{\infty} dy' n_{\alpha}(y') \ln \frac{(y-y')^2}{(y-y')^2 + 4b^2}; \quad (3)$$

with b being the distance from the electron gas to the interface (we choose $b = 60$ nm). For the exchange and correlation potential $V_{xc}(y)$ we utilize the widely used parameterization of Tanatar and Ceperly¹³ (see Ref. [4] for explicit expressions for $V_{xc}(y)$). This parameterization is valid for magnetic fields corresponding to the filling factor $\nu > 1$, which sets the limit of applicability of our results. The spin-resolved electron density reads

$$n_{\alpha}(y) = \frac{1}{2\pi} \sum_{\alpha} \int_{-\infty}^{\infty} dE G(y; y; E) f_{FD}(E - E_F); \quad (4)$$

where $G(y; y; E)$ is the retarded Green's function corresponding to the Hamiltonian (1) and $f_{FD}(E - E_F)$ is the Fermi-Dirac distribution function. The Green's function of the wire, the electron and current densities are calculated self-consistently using the technique described in detail in Ref. [4].

In order to outline the effect of the exchange interaction on the structure of the compressible strips we first perform calculations in the Hartree approximation (setting $V_{xc}(y) = 0$) and, following Suzuki and Ando¹⁵ compare them with the predictions of Chklovskii et al.¹. According to the Chklovskii et al. theory¹ the width and position of compressible and incompressible strips are determined by the filling factor $\nu(0)$ in the bulk (i.e. in the middle of the wire, $y = 0$), and the depletion length l . Figure 1 shows the magnetic field dependence of the width of the compressible strips, w_{comp} , for two representative quantum wires of different depletion lengths l . The corresponding electron density profiles (local filling factors) $\nu(y) = n(y)/n_B$ ($n_B = eB/h$) and magnetosubband structures are illustrated in Figs. 2 and 3 for some representative values of the depletion lengths l and magnetic field respectively. (Following Suzuki and Ando¹⁵ we

define the width of the compressible strips w_{comp}^H within the energy window $|E - E_F| < 2kT$; the depletion length l is extracted from the calculated self-consistent density distribution by fitting to the Chklovskii et al. dependence¹ $n(y) = n(0) \frac{y+1}{y+1}^{1/2}$, see Fig. 4 (a)). The correspondence between the Chklovskii et al. predictions and Hartree calculations for w_{comp}^H is good, being better for wires with smaller depletion length l . This is related to the fact that the parabolic confinement potential used in present calculations is not fully equivalent to the split-gate Chklovskii et al. model¹, especially for smooth confinement (larger l). We finally note that in the considered magnetic field interval the effect of Zeeman term on the subband structure is negligible, such that we can refer to the Hartree results as to the case of spinless electrons.

Having confirmed that the Hartree calculations are well-described by Chklovskii et al. model¹, we turn to the effect of the exchange interaction on the structure of the compressible strips. Figure 2 (a) shows the electron density profiles $\nu(y) = n(y)/n_B$ calculated in the Hartree and DFT approaches for a representative filling factor $\nu(0) = 2.2$. As expected, the density profiles are practically the same, whereas the corresponding subband structures are strikingly different⁴. In what follows we shall concentrate on the outermost spin-up and spin-down edge states corresponding to the subbands $N = 1; 2$. (All the conclusions reported below hold also for higher subbands). In the Hartree approximation the spin-degenerate $N = 1; 2$ subbands form a compressible strip of the width w_{comp}^H , see Fig. 2 (d). Figure 2 (g) shows corresponding subband structure in the DFT approximation, where exchange interaction lifts the spin degeneracy by pushing the spin-up and spin-down subbands respectively below and above Fermi energy. This occurs because the exchange potential for spin-up electrons depends on the density of spin-down electrons and vice versa^{4,13}. In the compressible region the subbands are only partially filled (because $f_{FD} < 1$ in the the window $|E - E_F| < 2kT$), and, therefore, the population of spin-up and spin-down subbands can be different. In the DFT calculation, this population difference (triggered by Zeeman splitting) is strongly enhanced by the exchange interaction leading to different effective potentials for spin-up and spin-down electrons. This causes the separation of the subbands which magnitude can be comparable to the Landau level spacing $\sim \hbar^2/2m^*$. As the result, the compressible region (present in the Hartree approximation) is suppressed and the spin-up and spin-down states become spatially separated by the distance $d_{\text{sep}} \sim w_{\text{comp}}^H$. This is illustrated in Fig. 2 (j) which shows the current densities for the outermost spin-up and spin-down channels, peaked at the positions where the corresponding spin-up and spin-down subbands intersect the Fermi energy. (The current densities in the Hartree approximation are practically degenerated and delocalized within the whole extension of the compressible strip). Outside this region the subbands remain degenerate because they are fully

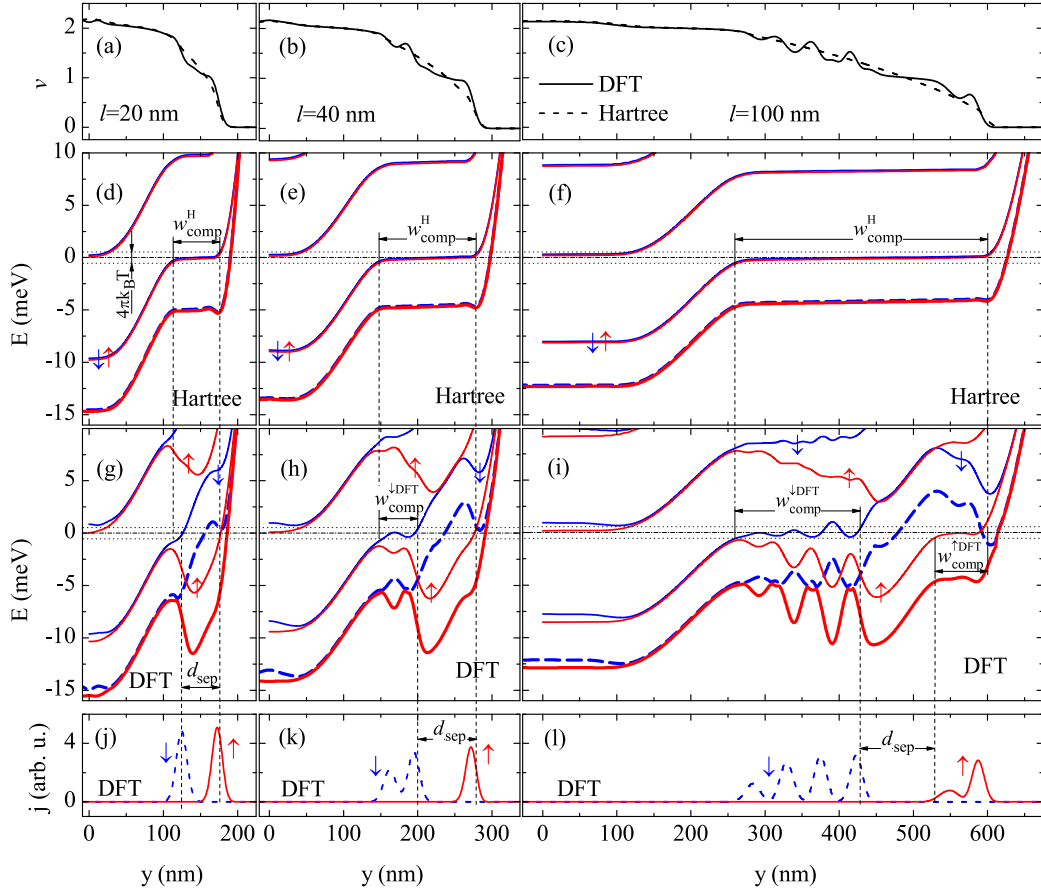


FIG. 2: (Color online) (a)–(c) The electron density profile $\nu(y) = n(y) = n_B$, (d)–(i) the magnetosubband structure in Hartree and DFT approximations and (j)–(l) the DFT current densities in wires with different depletion lengths $l = 20$ nm, 40 nm, 100 nm (first, second and third columns respectively) for the filling factor $\nu = 2/2$. Fat solid and dashed lines show the total confining potentials for spin-up and spin-down electrons respectively. Parameters of the wires: $V_0 = 0.2$ eV; $\tilde{\nu}_0 = 3$ meV, 2 meV, 1 meV (first, second and third columns respectively). The corresponding magnetic fields are $B = 5.9$ T, 5.4 T, 4.9 T; and the electron density $n(0) = (3; 2.75; 2.5) \cdot 10^{15} \text{ m}^{-2}$. $T = 1$ K, $E_F = 0$

occupied when $E \leq E_F + 2 kT$. As the result, the corresponding spin-up and spin-down densities are the same, hence the exchange and correlation potentials for spin-up and spin-down electrons are equal, $V_{xc}^{\uparrow}(y) = V_{xc}^{\downarrow}(y)$. (Note that towards the center of the wire the degeneracy of $N = 1; 2$ subbands is lifted again because of the difference of spin-up and spin-down densities for electrons in the subbands $N = 3; 4$.)

Evolution of the subband structure in quantum wires as the depletion length l is increased is shown in Fig. 2. The described above scenario of the suppression of the compressible strips holds also for larger l and B , with one new important feature. According to the electrostatic description of Chklovskii et al.¹, the compressible strips are more easily formed in a structure with larger l , which is confirmed experimentally¹⁶. This feature is clearly manifested in Hartree calculations, Figs. 2 (d)–(f), where the width of the compressible strip grows as l is increased (see also Fig. 1). The same effect holds true in the presence of the exchange interaction. When l is small as in Figs. 2 (g), the exchange interaction com-

pletely suppresses the compressible strip and the spin-up and spin-down spin channels become spatially separated with $d_{\text{sep}} = w_{\text{comp}}^H$ as described above. For larger l the compressible strip of the width $w_{\text{comp}}^{\text{DFT}}$ starts to form for the spin-down subband (Fig. 2 (h)), such that $d_{\text{sep}} + w_{\text{comp}}^{\text{DFT}} = w_{\text{comp}}^H$, see Fig. 2, second column. With further increase of the depletion length l the compressible strip of the width $w_{\text{comp}}^{\text{DFT}}$ starts to form also for the spin-up edge channel, see Fig. 2, third column). Note that decrease of the spatial separation between the edge channels by steeping the confining potential was experimentally demonstrated by Müller et al.¹⁷.

Qualitatively similar evolution of the magnetosubbands takes place when the magnetic field is increased. This is illustrated in Fig. 3 for two representative filling factors $\nu = 0$, where the exchange interaction completely suppresses the compressible strip for $\nu = 3$, whereas for $\nu = 2$ the compressible strip starts to form for the spin-down channel. The effect of the exchange interaction on the structure of the compressible strips is sum-

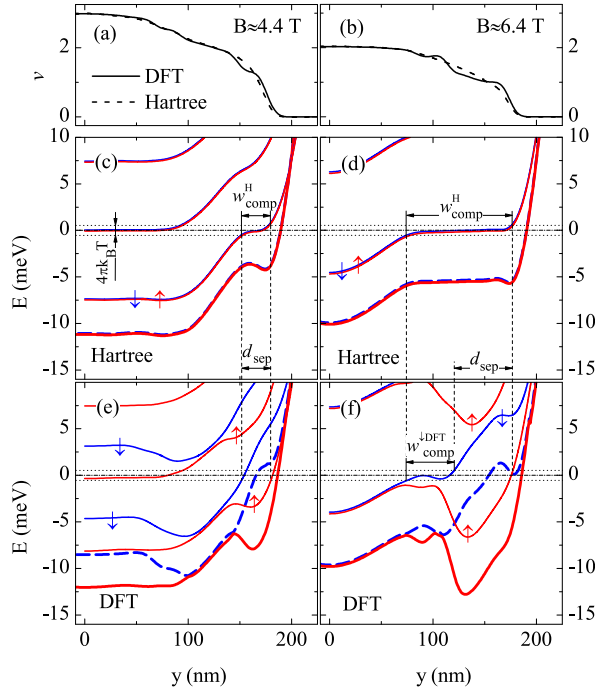


FIG. 3: (Color online) (a), (b) The electron density profile $n(y) = n(y) = n_B$ and (c)-(f) the magnetosubband structure in Hartree and DFT approximations in the wire with $l = 20$ nm for different bulk filling factors $\nu(0) = 3$ (left column) and $\nu(0) = 2$ (right column) (corresponding to $B \approx 4.4$ T and 6.4 T respectively). Fat solid and dashed lines show the total confining potentials for spin-up and spin-down electrons respectively. Parameters of the wire are $\tilde{\alpha}_0 = 3$ meV; $V_0 = 0.2$ eV, corresponding to $n(0) \approx 3 \cdot 10^{15} \text{ m}^{-2}$. $T = 1$ K, $E_F = 0$.

marized in Fig. 1: the spatial separation between spin-up and spin down edge channels plus the widths of the corresponding compressible strips are equal to the width of the compressible strip calculated in the Hartree approximation, $d_{\text{sep}} + w_{\text{comp}}^{\text{DFT}} + w_{\text{comp}}^{\text{DFT}} = w_{\text{comp}}^{\text{H}}$.

It should be also noted that relatively weak spatial spin polarization due to the exchange interaction occurs even for the fields when the width of the compressible strip is negligible, $w_{\text{comp}}^{\text{H}} \approx 0$. This can be seen in Fig. 1 (a) for $B \approx 4$ T.

Let us now discuss the effect of the electron density on suppression of the compressible strips. According to Chklovskii et al. theory¹, at the given filling factor $\nu(0)$, the depletion length l represents the only relevant scale determining the electron density profile. This means that widths of the compressible strips $w_{\text{comp}}^{\text{H}}$ in different wires with different confinement strengths $\tilde{\alpha}_0$ and electron densities $n(0)$ are expected to be the same as soon as their depletion lengths are the same. On the other hand, the exchange interaction is density dependent, favoring stronger spin polarization for lower electron densities^{13,18}. It is expected therefore that the ef-

fect of the exchange interaction will be reduced in wires with larger densities. Figure 4 shows the density profiles

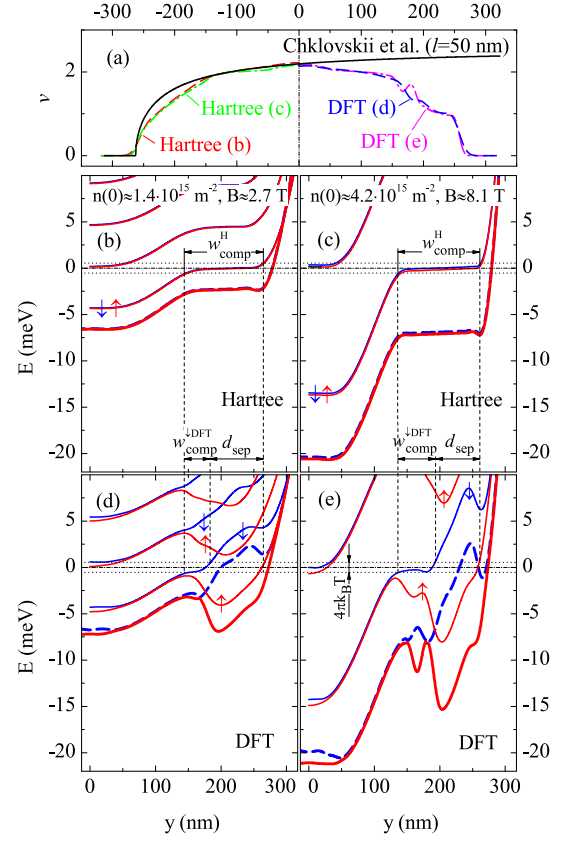


FIG. 4: (Color online) (a) The electron density profile $n(y) = n(y) = n_B$, and (b)-(e) magnetosubband structure in Hartree and DFT approximations for two different quantum wires that have the same depletion length $l = 50$ nm for the filling factor $\nu(0) \approx 2.1$. Fat solid and dashed lines show the total confining potentials for spin-up and spin-down electrons respectively. Parameters of the wires, $\tilde{\alpha}_0$ and V_0 , are (b), (d) 1.5 meV, -0.1 eV, and (c), (e) 2.6 meV, -0.3 eV. $T = 1$ K, $E_F = 0$.

and magnetosubband structure for two different quantum wires characterized by the same depletion length l . The corresponding Hartree density profiles (as well as $w_{\text{comp}}^{\text{H}}$) are practically the same, whereas the DFT density profiles show some difference. In accordance to the expectation, the width of the compressible strip $w_{\text{comp}}^{\text{DFT}}$ is larger for higher electron density, cf. Figs. 4 (d) and (e).

To conclude, we perform a detailed numerical study of the effect of the exchange interaction on the structure of compressible edge channels, and we find that this interaction can completely or partly suppress the formation of the compressible strips.

S. I. acknowledges financial support from the Royal Swedish Academy of Sciences and the Swedish Institute.

Permanent address: Centre of Nanoelectronics, Department of Microelectronics, Belarusian State University for Informatics and Radioelectronics, 220013 Minsk, Belarus

- ¹ D. B. Chklovskii, B. I. Shklovskii, and L. I. Glazman, Phys. Rev. B 46, 4026 (1992); D. B. Chklovskii, K. A. Matveev, and B. I. Shklovskii, Phys. Rev. B 47, 12605 (1993).
- ² J. Dempsey, B. Y. Gelfand, and B. I. Halperin, Phys. Rev. Lett. 70, 3639 (1993).
- ³ T. H. Stoof and G. E. W. Bauer, Phys. Rev. B 52, 12143 (1995).
- ⁴ S. Ihnatsenka and I. V. Zozoulenko, Phys. Rev. B 73, February 2006, in press (arXiv:cond-mat/0510048).
- ⁵ M. Ciorga, M. Pioro-Ladriere, P. Zawadzki, P. Hawrylak, and S. A. Sachrajda, Appl. Phys. Lett. 80, 2177 (2002); A. S. Sachrajda, P. Hawrylak, M. Ciorga, C. Gould, and P. Zawadzki, Physica E 10, 493 (2001).
- ⁶ I. V. Zozoulenko and M. Evaldsson, Appl. Phys. Lett. 85, 3136 (2004).
- ⁷ C. J. B. Ford, P. J. Simpson, I. Zailer, D. R. Mace, M. Yosef, M. Pepper, D. A. Ritchie, J. E. F. Frost, M. P. Grimshaw, and G. A. C. Jones, Phys. Rev. B 49, 17456 (1994); M. Kataoka, C. J. B. Ford, G. Faini, D. Mailly, M. Y. Simmons, and D. A. Ritchie, Phys. Rev. B 62, R4817 (2000); M. Kataoka, C. J. B. Ford, G. Faini, D. Mailly, M. Y. Simmons, D. R. Mace, C.-T. Liang, and D. A. Ritchie, Phys. Rev. Lett. 83, 160 (1999); M. Kataoka, C. J. B. Ford, M. Y. Simmons, and D. A. Ritchie, Phys. Rev. B 68, 153305 (2003).
- ⁸ I. Karakurt, V. J. Goldman, J. Liu, and A. Zaslavsky, Phys. Rev. Lett. 87, 146801 (2001); M. Kataoka and C. J. B. Ford, Phys. Rev. Lett. 92, 199703 (2004); V. J. Goldman, Phys. Rev. Lett. 92, 199704 (2004).
- ⁹ W. Kohn and L. Sham, Phys. Rev. 140, A1133 (1965).
- ¹⁰ M. Ferconi and G. Vignale, Phys. Rev. B 50, R14722 (1994).
- ¹¹ E. Rasanen, H. Saarikoski, V. N. Stavrou, A. Harju, M. J. Puska, and R. M. Nieminen, Phys. Rev. B 67, 235307 (2003).
- ¹² S. M. Reimann and M. Manninen, Rev. Mod. Phys. 74, 1283 (2002).
- ¹³ B. Tanatar and D. M. Ceperley, Phys. Rev. B 39, 5005, (1989).
- ¹⁴ T. Suzuki and T. Ando, J. Phys. Soc. Japan 62, 2986 (1993).
- ¹⁵ T. Suzuki and T. Ando, Physica B 249-251, 415 (1998).
- ¹⁶ K. Oto, S. Takaoka, and K. Murase, Physica B 298, 18 (2001).
- ¹⁷ G. Muller, D. Weiss, K. von Klitzing, K. Ploog, H. Nickel, W. Schlapp, and R. Losch, Phys. Rev. B 46, R4336 (1992).
- ¹⁸ M. Evaldsson and I. V. Zozoulenko, Phys. Rev. B 73, February 2006, in press (arXiv:cond-mat/0509316).