

Ground State of $\nu = 1$ Bilayer Quantum Hall SystemsNaokazu Shibata and Daijiro Yoshioka¹

Department of Physics, Tohoku University, Aoba, Aoba-ku, Sendai 980-8578

¹Department of Basic Science, University of Tokyo, Komaba 3-8-1 Meguro-ku, Tokyo 153-8902

(Received January 27, 2006)

The ground-state wave function and the energy gap are calculated for various layer separations, d , and for up to 24 electrons by the density matrix renormalization group (DMRG) method. Two-particle distribution function and excitonic correlation function are calculated from the ground-state wave function, and the evolution of the ground state with increasing d is analyzed. The results indicate that the transition is continuous. A smooth crossover of the ground state is found at $d \approx 1.6$ from the excitonic character at small d to the independent Fermi-liquid character at large d , where l is the magnetic length.

KEYWORDS: bilayer, excitonic state, quantum Hall system, ground state, phase diagram, two dimensions, density matrix, renormalization group

Two-dimensional electron systems under high magnetic field have many interesting features. This is typically shown in the ground-state phase diagram¹⁾ of monolayer quantum Hall systems: incompressible liquids,²⁾ compressible liquids,^{3,4)} CDW states⁵⁾ called stripes, bubbles and Wigner crystals are realized only by applying uniform magnetic field.

In bilayer quantum Hall systems, much more interesting properties are expected owing to the additional degrees of freedom of layers.⁶⁾ The excitonic phase, namely Haldane's $\nu_{1,1}$ state, is one of the ground states realized in bilayer quantum Hall systems at the total filling factor $\nu = 1$ at a small layer separation, d , where electrons and holes in different layers are bound to each other due to strong interlayer Coulomb interaction.^{7,8)} This excitonic state has recently attracted attention because a dramatic increase in zero bias tunneling conductance between the two layers,⁹⁾ and the vanishing of the Hall counterflow resistance are observed.^{10,11)}

As the layer separation is increased, the excitonic phase vanishes, and at a sufficiently large separation, the composite-fermion Fermi-liquid state is realized in each layer. Several scenarios have been proposed for the transition of the ground state as the layer separation increases,^{12,13,14,15,16,17,18)} but how the excitonic state develops into the independent Fermi-liquid state has not been fully understood. In this paper we investigate the ground state of $\nu = 1$ bilayer quantum Hall systems using the density matrix renormalization group (DMRG) method.¹⁹⁾ We calculate the energy gap, two-particle distribution function $g(r)$ and excitonic correlation function for various values of the layer separation d , and show the evolution of the ground state with increasing d . The results indicate that the transition of the ground state from $d = 0$ to ∞ is continuous. There is a smooth crossover of the ground state at around $d \approx 1.6$ from the excitonic character to the independent Fermi-liquid character.

The Hamiltonian of the bilayer quantum Hall systems

is written as

$$H = \sum_{i,j} \sum_{\mathbf{q}} V(\mathbf{q}) e^{i\mathbf{q} \cdot \mathbf{r}_i^2 = 2} e^{i\mathbf{q} \cdot (\mathbf{R}_{1,i} - \mathbf{R}_{1,j})} + \sum_{i,j} \sum_{\mathbf{q}} V(\mathbf{q}) e^{i\mathbf{q} \cdot \mathbf{r}_i^2 = 2} e^{i\mathbf{q} \cdot (\mathbf{R}_{2,i} - \mathbf{R}_{2,j})} + \sum_{i,j} \sum_{\mathbf{q}} V(\mathbf{q}) e^{i\mathbf{q} \cdot \mathbf{r}_i^2 = 2} e^{i\mathbf{q} \cdot (\mathbf{R}_{1,i} - \mathbf{R}_{2,j})}; \quad (1)$$

where $\mathbf{R}_{1,i}$ are the two-dimensional guiding center coordinates of the i th electron in layer-1 and $\mathbf{R}_{2,i}$ are those in layer-2. The guiding center coordinates satisfy the commutation relation, $[\mathbf{R}_j^x, \mathbf{R}_k^y] = i l^2 \delta_{jk}$. $V(\mathbf{q}) = 2e^2/q$ is the Fourier transform of the Coulomb interaction. We consider uniform positive background charge to cancel the component at $q = 0$. The wave function is projected onto the lowest Landau level. We assume zero interlayer tunneling and fully spin-polarized ground state.

We calculate the ground-state wave function by the DMRG method,¹⁹⁾ which is a real-space renormalization group method combined with the exact diagonalization method. The DMRG method provides the low-energy eigenvalues and corresponding eigenvectors of the Hamiltonian within a restricted number of basis states.^{20,21,22)} The accuracy of the results is systematically controlled by the truncation error, which is smaller than 10^{-4} in the present calculation. We investigate systems of various size with up to 24 electrons in the unit cell keeping 500 basis states in each block.

In Fig. 1 we first show the lowest excitation gap at the total filling factor $\nu = 1$. The total filling factor is defined by $\nu = N_e/N$, where $N_e = N_1 + N_2$ is the total number of electrons and N is the number of one-particle states in each layer. N_1 and N_2 are the numbers of electrons in layer-1 and layer-2, respectively, and we impose the symmetric condition of $N_1 = N_2$. The gap shown in Fig. 1 is calculated for $N_e = 24$ and $L_x = L_y = 1.6$ in the unit cell $L_x \times L_y$ with the periodic boundary conditions in both x and y directions. The aspect ratio $L_x = L_y$ is

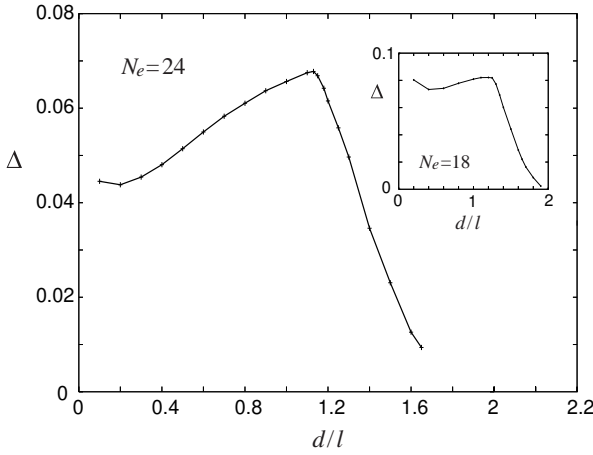


Fig. 1. Lowest excitation gap of bilayer quantum Hall systems at total filling factor $\nu = 1$. $N_e = 24$ and $L_x = L_y = 1.6$. The inset shows the result for $N_e = 18$ and $L_x = L_y = 1.0$. The excitation gap is in units of $e^2 = 1$.

chosen from the minimum of the ground-state energy with respect to $L_x = L_y$ at around $d/l = 1.3$, where the minimum structure appears in the ground-state energy.

We can clearly see a large excitation gap for $d/l < 1.2$, where the excitonic ground state is expected both theoretically and experimentally.^{7,8,9,10,11,12,13,14,15,16,17,18} The excitation gap rapidly decreases with increasing d/l from 1.2, and it becomes very small for $d/l > 1.6$. This behavior is consistent with experiment.²³ Although the excitation gap for $d/l > 1.7$ is not presented in the figure for $N_e = 24$ because of the difficulty in calculating energy of excited states in large systems, we do not find any sign of level crossing in the ground state up to $d/l = 4$, where two layers are almost independent. These results suggest that the excitonic state at small d continuously crosses over to a compressible state at large d . In the present calculation, it is difficult to conclude whether the gap closes at a finite $d/l = 1.6$ in the thermodynamic limit or the excitonic state survives with an exponentially small finite gap even for a large $d/l > 1.6$. We have calculated the excitation gap in systems of different size and aspect ratio, and obtained similar results as shown in the inset of Fig. 1.

In the first excited state, however, a level crossing is expected at $d/l = 1.2$, where we can see a sudden decrease in excitation gap, which is due to a crossing of excited states. This means the character of the low-energy excitations changes at $d/l = 1.2$, which is confirmed by a clear change in the correlation functions in the excited state as shown later.

To study how the excitonic ground state at $d = 0$ crosses over to the compressible state at a large d , we next calculate the exciton correlation defined by

$$g_{\text{ex}}(n) = \frac{N(N-1)}{N_1 N_2} \langle \psi_{1,m}^\dagger \psi_{2,m}^\dagger \psi_{2,0} \psi_{1,0} \rangle; \quad (2)$$

where j, i is the ground state and $\psi_{1,m}^\dagger$ ($\psi_{2,m}^\dagger$) is the creation operator of the electrons in the n th one-particle

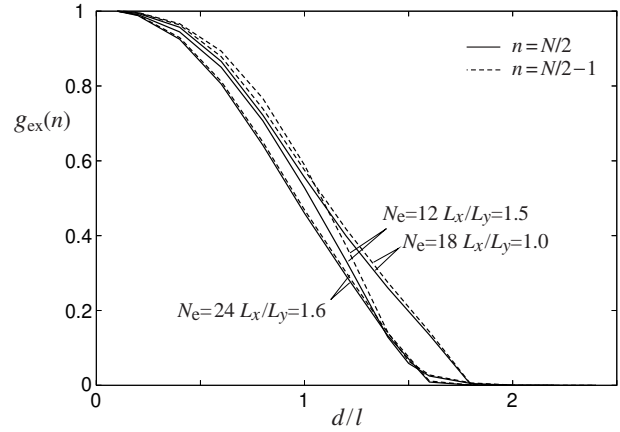


Fig. 2. Exciton correlation of bilayer quantum Hall systems at $\nu = 1$. The solid line represents $g_{\text{ex}}(N/2)$. The dashed line represents $g_{\text{ex}}(N/2 - 1)$.

state defined by

$$\psi_n(\mathbf{r}) = \frac{1}{L_y} \sum_{j=1}^{N-1} \exp(-ik_y y) \frac{(x - X_n)^2}{2l^2} \quad (3)$$

in layer-1 (layer-2). $X_n = nL_x/N = k_y l^2$ is the x -component of the guiding center coordinates and L_x is the length of the unit cell in the x -direction.

Because $g_{\text{ex}}(n)$ represents the correlations between the two excitons created at $X = 0$ and $X = X_n$, $\lim_{n \rightarrow 1} g_{\text{ex}}(n) \neq 0$ indicates the existence of the macroscopic coherence of excitons. As shown in Fig. 2, $g_{\text{ex}}(n)$ tends to 1 as $d \rightarrow 0$. Indeed Haldane's $1/2, 1/2$ state has this macroscopic coherence and $g_{\text{ex}}(n) = 1$ independent of n . In this figure we have shown $g_{\text{ex}}(N/2)$ instead of $\lim_{n \rightarrow 1} g_{\text{ex}}(n)$, because the largest distance between the two excitons is $L_x/2$ in a finite unit cell of $L_x \times L_y$ under the periodic boundary conditions. To check the size effect, we also plot $g_{\text{ex}}(N/2 - 1)$ with a dashed line. Because the difference between $g_{\text{ex}}(N/2)$ and $g_{\text{ex}}(N/2 - 1)$ is small, we expect $g_{\text{ex}}(N/2)$ well represents the macroscopic coherence in the limit of $N \rightarrow 1$.

With increasing d , the excitonic correlation decreases monotonically and finally falls down to a negligible value at $d/l = 1.6$. Since $g_{\text{ex}}(N/2)$ continuously approaches zero, the transition is not of the first order. This second order or crossover transition at around $d/l = 1.6$ is consistent with the result of the excitation gap shown in Fig. 1. The slight difference in the asymptotic form around $d/l = 1.6$ is expected to be a finite size effect.

We next calculate pair correlation functions of the electrons to see the detailed evolution of the ground-state wave function. The interlayer pair correlation function of the electrons is defined by

$$g_{12}(\mathbf{r}) = \frac{L_x L_y}{N_1 N_2} \langle \psi_{1,m}^\dagger \psi_{2,m}^\dagger \psi_{2,0} \psi_{1,0} \rangle; \quad (4)$$

We present $g_{12}(\mathbf{r})$ in Fig. 3, which is defined by

$$g_{12}(\mathbf{r}) = \frac{N_2}{L_x L_y} \int_0^{L_x} (g_{12}(\mathbf{r}^0) - 1) (\psi_{1,0}^\dagger \psi_{2,0} - \psi_{2,0}^\dagger \psi_{1,0}) d\mathbf{r}^0; \quad (5)$$

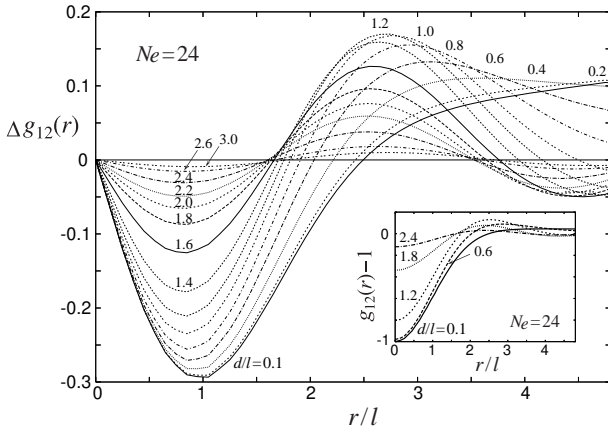


Fig. 3. Interlayer pair correlation function of electrons in ground state of bilayer quantum Hall systems at $\nu = 1$. $N_e = 24$ and $L_x = L_y = 1/6$. Inset shows $g_{12}(r) - 1$, which is essentially the same as $g_{12}(r) - 1$.

where r^0 is the two-dimensional position vector in each layer. $g_{12}(r)$ represents the difference from the uniform correlation of independent electrons multiplied by $2/r$. We also show $g_{12}(r) - 1$ in the inset.

At $d = 0$ we find clear dips in $g_{12}(r)$ and $g_{11}(r)$ at $r = l' \cdot 1$ and 0 , respectively, which are a characteristic feature of the excitonic state made by the binding of electrons and holes between the two layers. The binding of one hole means the exclusion of one electron caused by the strong interlayer Coulomb repulsion. The increase in layer separation weakens the Coulomb repulsion between the two layers and reduces $|g_{12}(r)|$ at $r = l' \cdot 1$.

The decrease in the interlayer correlation $|g_{12}(r)|$ opens space to enlarge the correlation hole in the same layer and reduce the Coulomb energy between the electrons within the layer. This is shown in Fig. 4, which shows the pair correlation functions of the electrons in the same layer defined by

$$g_{11}(r) = \frac{L_x L_y}{N_1(N_1 - 1)} \sum_{nm}^X \frac{1}{(r + R_{1,n} - R_{1,m})^2} \quad (6)$$

$$g_{11}(r) = \frac{N_1}{L_x L_y} \int_{r^0}^Z (g_{11}(r^0) - 1) (j^0 j^Z - r) dr^0 \quad (7)$$

The obtained results indeed show that the correlation hole in the same layer at $r = l' \cdot 1$ is enhanced with the increase in d contrary to the decrease in the size of the interlayer correlation hole in Fig. 3. The correlation hole in the same layer monotonically increases in size up to $d = l = 1/8$, and then it becomes almost constant. The correlation function $g_{11}(r)$ for $d = l > 1/8$ is almost the same as that of $\nu = 1/2$ monolayer quantum Hall systems realized in the limit of $d = 1$. This is consistent with the almost vanishing excitation gap and exciton correlation at $d = l > 1/8$ shown in Figs. 1 and 2.

In the $\nu = 1/2$ monolayer system, the ground state is described as a dipolar composite fermion liquid state, where an electron forms a bound state with a displaced

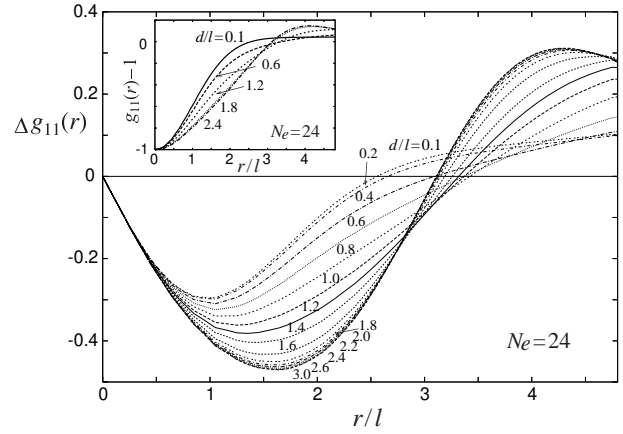


Fig. 4. Intralayer pair correlation function of electrons in ground state of bilayer quantum Hall systems at $\nu = 1$. $N_e = 24$ and $L_x = L_y = 1/6$. The inset shows $g_{11}(r) - 1$, which is essentially the same as $g_{11}(r) - 1$.

hole.²⁴⁾ The peak of $g_{11}(r)$ at $r = l' \cdot 4$ shows the position of the nearest neighbor electrons in accordance with the approximate mean distance between the electrons $3/54$ estimated from $(L_x L_y = N_1)^{1/2} = (2N = N_1)^{1/2} = 1.0$. On the other hand, the correlation hole at $r = l' \cdot 1.5$ shows the existence of the bound hole forming the dipole.

As the distance between the two layers decreases, the interlayer correlation between the dipoles begins to develop. This is seen in Fig. 3 as the development of the correlation hole at $r = l' \cdot 1$ and a peak at $r = l' \cdot 2.5$ in $g_{12}(r)$. That $g_{11}(r)$ remains almost the same at $d = l > 1/6$ indicates that the identity of the dipolar composite fermion remains in this region. The almost same amplitude of $g_{12}(r)$ at $r = l' \cdot 1$ and 2.5 for $d = l > 1/6$ is also consistent with the antiparallel interlayer correlation of dipolar composite fermions.

With further decrease in $d = l$ from $1/6$, interlayer correlation between electrons and holes becomes stronger and begins to compete with intralayer correlation. The dipolar composite fermion begins to lose its identity, and the ground state gradually changes into a collection of interlayer electron-hole pairs, i.e., interlayer excitons. The dissociation of the dipole is seen in the rapid decrease in the size of the intralayer correlation hole at $d = l < 1/2$ in Fig. 4, and in the broadening of the peak at $r = l' \cdot 2.5$ in Fig. 3. On the other hand, the development of the correlation hole at $r = l' \cdot 1$ in Fig. 3 and the development of the exciton correlation in Fig. 2 shows the formation of interlayer excitons. The dissociation of the dipole is also considered as continuous weakening of the antiparallel correlation between interlayer excitons as d decreases. This correlation disappears at $d = 0$ when the $\nu_{1/2,1/2}$ state is realized, and $g_{11}(r)$ and $g_{12}(r)$ coincide. In this course, half of the correlation hole in the same layer, which is a characteristic feature of composite fermions, is transferred into the other layer.

The breakdown of the composite fermions at $d = l' \cdot 1/2$ affects the character of the lowest excitations, which is clearly shown in the level crossing of the excited state at $d = l' \cdot 1/2$. The change in the character of the excitation

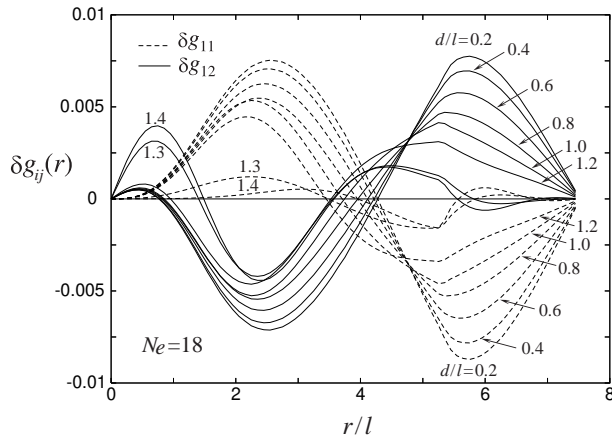


Fig. 5. Change in correlation function through excitation from ground state to first excited state. $\nu = 1$ and $N_e = 18$ with $L_x = L_y = 1.0$.

is confirmed by the correlation functions in the excited state. Figure 5 shows the difference in the pair correlation functions $g_{ij}(r)$ between the ground state and first excited state defined by

$$g_{ij}(r) = \frac{N_j}{L_x L_y} \int_Z (g_{ij}^E(r^0) - g_{ij}^G(r^0)) (\mathbf{r}^0 - \mathbf{r}) d\mathbf{r}^0; (8)$$

where $g_{ij}^G(r)$ and $g_{ij}^E(r)$ are the pair correlation functions in the ground state and the first excited state, respectively. $g_{ij}(r)$ in Fig. 5 shows that there is a discontinuous transition between $d/l = 1.2$ and 1.3 , which supports the level crossing in the first excited state.

Below $d/l \approx 1.2$, $g_{ij}(r)$ have a large amplitude at $r/l \approx 2$ and 6 . In this region of d/l , interlayer-excitons are formed and they are weakly interacting. Figure 5 shows that the antiparallel correlation between excitons realized in the ground state is weakened in the excited state. A small singularity at $r/l \approx 5.3$ is due to the finite size effects of the square unit cell. Above $d/l \approx 1.2$, only $g_{12}(r)$ have large amplitude at $r/l \approx 1$ and 2 . In this region, dipolar composite fermions are formed and there is interlayer correlation among them. Figure 5 shows that the low-energy excitations are made by modifying this interlayer correlation between dipoles.

In summary, we have investigated the ground state and low-energy excitations of $\nu = 1$ bilayer quantum Hall systems by the DMRG method. The obtained exciton correlations show that the ground state for small layer separation, $d/l < 1.6$, is characterized by the macroscopic coherence of excitons, $g_{ex} \neq 0$, which is consistent with the vanishing of the Hall counterflow resistance^{10,11} and a marked enhancement in zero-bias tunneling conductance⁹ at low temperatures. The excitation gap rapidly decreases with increasing d/l from 1.2 to 1.6 , which is also consistent with the clear decrease in zero bias tunneling conductance⁹ and transport experiments^{10,11,23} at finite temperatures around this region.

We have also studied the evolution of the ground-state wave function. We have found a clear dip in $g_{12}(r)$ at $r/l \approx 1$ and a peak at $r/l \approx 2.5$ for $d/l > 1.2$, which is consistent with the interacting dipolar composite

fermion picture.¹⁵ At $d/l \approx 1.2$, the peak in $g_{12}(r)$ at $r/l \approx 2.5$ becomes largest, and the correlation functions become almost the same as those of the attractive V_1^{12} model.¹⁷ The effective interlayer attractive interaction between the electrons is induced by the antiparallel correlation between dipolar composite fermions, which can also be interpreted as the antiparallel correlation between interlayer excitons. A further decrease in d continuously transfers the correlation hole to the other layer and the interacting interlayer excitons gradually become a better picture of the ground state. We do not find any sign of the first-order transition through the above evolution of the wave function. Thus, the transition from the compressible state at $d = 1$ to the excitonic state at $d = 0$ is continuous.

Acknowledgements

The present work is supported by Grant-in-Aid No.15740177 and No.14540294 from JSPS.D.Y. thanks the Aspen Center for Physics for their hospitality.

- [1] N. Shibata and D. Yoshioka: J. Phys. Soc. Jpn. 72 (2003) 664.
- [2] R. B. Laughlin: Phys. Rev. Lett. 50 (1983) 1395.
- [3] J. K. Jain: Phys. Rev. Lett. 63 (1989) 199; Phys. Rev. B 40 (1989) 8079.
- [4] B. I. Halperin, P. A. Lee and N. Read: Phys. Rev. B 47 (1993) 7312.
- [5] A. A. Koulakov, M. M. Fogler and B. I. Shklovskii: Phys. Rev. Lett. 76 (1996) 499.
- [6] J. P. Eisenstein and A. H. MacDonald: Nature 432 (2004) 691.
- [7] D. Yoshioka, A. H. MacDonald and S. M. Girvin: Phys. Rev. B 39 (1989) 1932.
- [8] D. Yoshioka and A. H. MacDonald: J. Phys. Soc. Jpn. 59 (1990) 4211.
- [9] I. B. Spielman, J. P. Eisenstein, L. N. Pfeiffer and K. W. West: Phys. Rev. Lett. 84 (2000) 5808.
- [10] M. Kellogg, J. P. Eisenstein, L. N. Pfeiffer and K. W. West: Phys. Rev. Lett. 93 (2004) 036801.
- [11] E. Tutuc, M. Shayeghan and D. A. Huse: Phys. Rev. Lett. 93 (2004) 036802.
- [12] R. Côté, L. Brety and A. H. MacDonald: Phys. Rev. B 46 (1992) 10239.
- [13] N. E. Bonesteel, I. A. MacDonald and C. Nayak: Phys. Rev. Lett. 77 (1996) 3009.
- [14] J. Schliemann, S. M. Girvin and A. H. MacDonald: Phys. Rev. Lett. 86 (2001) 1849.
- [15] Y. B. Kim, C. Nayak, E. Demler, N. Read and S. Das Sarma: Phys. Rev. B 63 (2001) 205315.
- [16] A. Stem and B. I. Halperin: Phys. Rev. Lett. 88 (2002) 106801.
- [17] K. Nomura and D. Yoshioka: Phys. Rev. B 66 (2002) 153310.
- [18] S. H. Simon, E. H. Rezayi and M. V. Milovanovic: Phys. Rev. Lett. 91 (2003) 046803.
- [19] S. R. White: Phys. Rev. Lett. 69 (1992) 2863; Phys. Rev. B 48 (1993) 10345.
- [20] N. Shibata: J. Phys. A: Math. Gen. 36 (2003) R381.
- [21] N. Shibata and D. Yoshioka: Phys. Rev. Lett. 86 (2001) 5755.
- [22] D. Yoshioka and N. Shibata: Physica E 12 (2002) 43.
- [23] R. D. Wiersma, J. G. S. Lok, S. Kraus, W. D. Dietzsch, K. von Klitzing, D. Schuh, M. Bichler, H.-P. Tranitz and W. Wegscheider: Phys. Rev. Lett. 93 (2004) 266805.
- [24] N. Read: Surf. Sci. 361 (1996) 7.