

Unusual Length Dependence of Conductance of Some Oligomers

Y. X. Zhou,¹ F. Jiang,¹ H. Chen,¹ R. N. Note,² H. Mizuseki,² and Y. Kawazoe²¹Department of Physics, Fudan University, Shanghai 200433, People's Republic of China²Institute for Materials Research, Tohoku University, Sendai 980-8577, Japan

(Dated: March 23, 2024)

Recent experiment found a quantum length dependence of oligothiophene molecule conductance at low bias [Xu et al., *nano Lett.* 5, 1491 (2005)], the long molecule has large conductance. By means of a first-principles method we obtain both the quantum length dependence of conductance at low bias and the classical length dependence of conductance at high bias region for oligothiophene. In between there is an oscillated conductance behavior. The transport behaviors are determined by the distinct electronic structures of the molecular compounds. The various conductance length dependence may appear for the organic compounds. Our further investigation finds that the classical conductance length dependence in polyphenanthrene dithiolates and another unusual conductance length dependence in polyacene dithiolates: the quantum length dependence of conductance is at the high bias and the classical length dependence of conductance is at the low bias.

PACS numbers: 73.23.-b, 85.65.+h, 31.15.Ar

Recently, much interest has been focused on molecular electronics which is in expectation of new generation of electronic devices as so-called molecular devices. The fabrications of molecular devices require to understand transport properties of single molecules, and there are much experimental and theoretical works reported in these years [1, 2, 3, 4, 5, 6, 7, 8, 9]. Some interesting effects attracted much attention: gate effect [10, 11, 12], negative differential resistance [13, 14], and diode rectifier etc [15]. These effects are expected as the basis of molecule device design and the investigation of the molecular devices are in a rapid progress. Except for these effects, the length dependence of conductance of molecule wires is also discussed widely [15, 16, 17, 18, 19, 20, 21].

Lang and Avouris [17] studied carbon-atom wires with the first-principles method and found a conductance oscillation with respect to the carbon atom number. Similar full ab initio computation of carbon-atom wires performed by Larade et al. [22] pronounced a result consistent with that of Lang and Avouris. Analogous phenomenon was also observed in the metallic Na atom wires [23]. Except for atom wires, the oligomer is another interesting molecular wire. For these oligomer wires, early theory presented a semi-empirical law called the conductance exponential law, $G = G_m e^{-L}$, here L is the length of the oligomer, γ is a damping factor [16]. This law is valid for the low bias voltage. Latterly, a full ab initio computation was applied to some kinds of oligomers and reached results confirmed with this law [19, 20]. By using the Landauer formulation combined with the density functional theory (DFT) Tada et al. [21] studied several oligomer compounds and declared that the conductances for most of them conform with the exponential law, but there are two types of oligomers that disobey the law, polyphenanthrene dithiolates (PPh(n)DTs) and polyacene dithiolates (PA(n)DTs), with a conductance oscillation, similar to that in atom wires. The recent

experiment of the oligothiophene dithiolates (n)T1DTs shows an unusual length dependence of conductance for the bias lower than 1.2V. Although 4T1DT is longer than 3T1DT, the conductance of 4T1DT is higher than 3T1DT's [12]. The motivation of our study is to discover and understand the unusual length dependence of conductance for oligothiophene and other organic molecules.

In this letter we employ a full ab initio method to calculate the transport behavior for three kinds of oligomers, (n)T1DTs, PPh(n)DTs and PA(n)DTs (see Fig.1). Our numerical results confirm the non-classical conductance length dependence of (n)T1DTs at low bias, which was shown in the experiment [12], and find a classical conductance length dependence coexisted at high bias. And the results of PPh(n)DTs and PA(n)DTs are far different from the semi-empirical calculation [21]. Under low bias, both PPh(n)DTs and PA(n)DTs obey the exponential law qualitatively. With bias expanded into the high regime, PPh(n)DTs' length dependence retains the classical behavior, the longer the molecule is, the lower the conductance is. But for PA(n)DTs, the exponential law is broken down under high bias. In the high bias range the conductance will be inversely proportional to the molecule length, the long molecule wires have higher conductance than the short ones, which is opposite to the classical length dependence of conducting wires. Our computations show that coupling between the molecule and Au electrodes plays an important role. The coupling could shift and expand the molecule orbitals dramatically and change the HOMO-LUMO gap by different manners due to their distinct electronic structures. Coupled with Au leads, the HOMO-LUMO gap of PPh(n)DTs almost keeps a fixed value with the molecule length increased. On the contrary, the HOMO-LUMO gap of (n)T1DTs and PA(n)DTs will decrease obviously with increase in the molecule length. The distance between the Fermi level and HOMO or LUMO levels determines the conduc-

tance gap of the molecules and thus affects their length dependence of conductance. This point will be discussed latter in more details.

After considerable effort was made by many people, theories based on the first-principles calculation have been built commendably. Here, we combine the density functional theory and nonequilibrium Green's function theory by means of the self-consistent procedure to solve the transport problem of the electrode-molecule-electrode open system [4, 5, 6, 7, 8, 9]. The advantage of such method is its theoretical rigor assured by the self-consistent procedure and its sensitivity to bonding and surface chemistry at contacts. The NEGF equations are as follows

$$G^R = (E^+ S - F - \Sigma_1^R - \Sigma_2^R)^{-1}; \quad (1)$$

$$\Sigma_i = iG_i^Y; \quad (i = 1; 2) \quad (2)$$

$$I = \frac{2e}{h} \int dE [G^R(f_1(E) - f_2(E))] \quad (3)$$

where S and F are the overlap matrix and Fock matrix of the molecular part. Σ_1^R (Σ_2^R) are the left (right) self energy. In our computation, the self-consistent procedure in Gaussian03 [24] is extended from an isolated molecule to the lead-molecule-lead open system. The calculations for all the quantities in the open system, e.g., the surface Green's functions g_i , the self-energies Σ_i , the broadening function Γ_i , and the density matrix are included in the main program of Gaussian03 as the subroutine programs. After this procedure is converged, transmission T and current I can be obtained

$$T = \text{Trace}(\Gamma_1 G \Gamma_2 G^Y); \quad (4)$$

$$I = \frac{2e}{h} \int dE T(E; V) (f_1(E) - f_2(E)); \quad (5)$$

The computation detail is described in [9], where the DFT method with B3PW91 and LANL2DZ basis are adopted. The Fermi level of Au leads is set as -5.1 eV.

The calculated I-V characteristics of (n)T1DTs, PPh(n)DTs and PA(n)DTs are shown in Fig.1, n is the number of thiophene ring (a) or benzene ring (b, c). (n)T1DTs with small conductance gap have bigger current than other two oligomers. Its length dependence of conductance is unusually non-classical under low bias, which is consistent well with the experiment reported by Xu et al. recently [12]. They measured 3T1DT and 4T1DT in the bias regime from 0 V to 1 V and found that the conductance of 3T1DT is smaller than 4T1DT's. Not only does our calculation agree with their experiment result, but also it shows a very interesting return to the classical length dependence of conductance at high

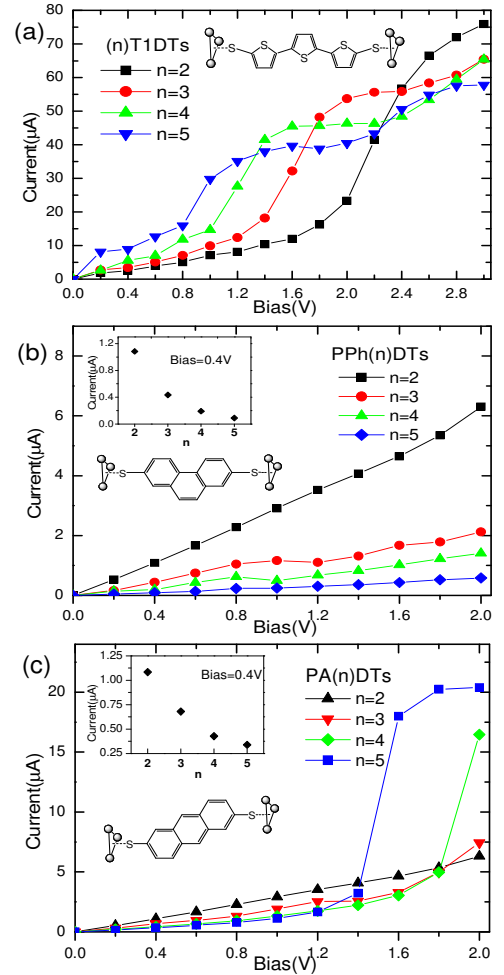


FIG. 1: I-V characteristics of the three oligomers. (a) (n)T1DTs show the unusual length dependence in the low bias regime and the classical length dependence at bias $V = 3$ V. (b) PPh(n)DTs show a classical length dependence. The inset illustrates that they obey the M agoga's exponential law at low bias $V = 0.4$ V. (c) PA(n)DTs present the classical length dependence at the low bias regime and the quantum length dependence at bias $V = 2$ V. The inset illustrates that they obey the M agoga's exponential law at low bias $V = 0.4$ V.

bias, near $V = 3$ V. PPh(n)DTs illustrate the classical length dependence under the whole voltage range from $V = 1$ V to 2 V [Fig.1(b)], and the exponential law ($G = G_m e^{-L}$) qualitatively under low bias (inset of Fig.1(b)). Fig.1(c) shows a different conductance length dependence for PA(n)DTs. Under small bias voltage, the conductance exponential law is still satisfied (see inset of Fig.1(c)), but at high bias, the exponential law breaks down, some longer molecules have higher conductance than those shorter ones, which leads to an irregular conductance oscillation with respect to the n number. If bias increases continually to approach a special value, the classical length dependence of conductance will be com-

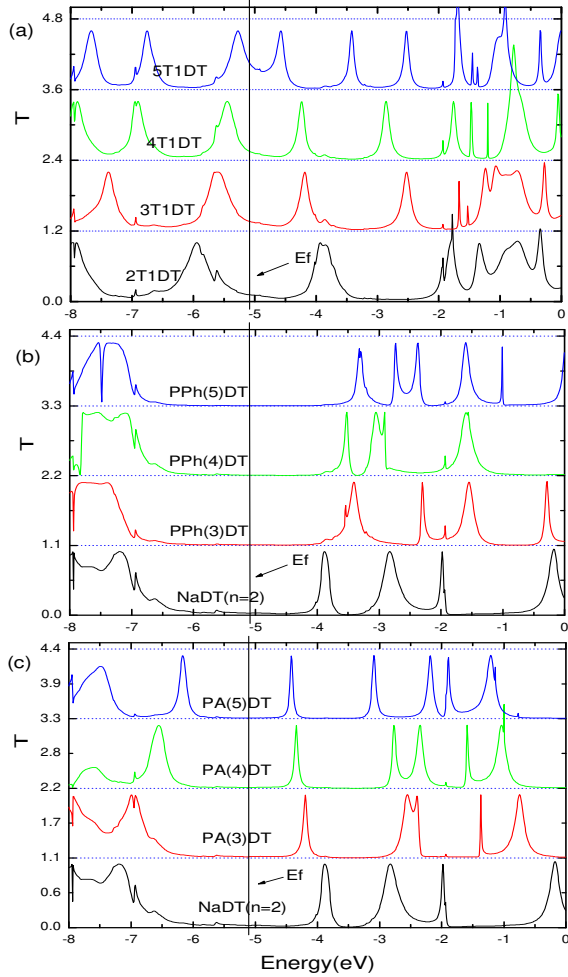


FIG. 2: Transmission spectrum of the three oligomers under bias 0.2V (shifted vertically for visibility). (a) (n)T1DTs, the HOMO-LUMO gap, which is small, and the distance between HOMO and Fermi energy decrease with the rise of n number. (b) PPh(n)DTs, the HOMO-LUMO gap, which is large, and the distance between LUMO and Fermi energy increase with the rise of n number. (c) PA(n)DTs, the HOMO-LUMO gap and the distance between LUMO and Fermi energy decrease with the rise of n number.

pletely reversed, that is, longer the molecule is, higher the conductance is. This special voltage is 2 V, where the order of current values is PA(5)DTs, PA(4)DTs, PA(3)DTs, and PA(2)DTs, in a descending order.

Transmission spectrum of the biased molecule is an effective tool to understand the I-V characteristics. It denotes the position of HOMO and LUMO peaks and the related distance between the Fermi energy and HOMO or LUMO, so one can determine the point where the first steep increase of current comes out.

As we know that the small HOMO-LUMO gap and the short distance between the LUMO (or HOMO) and the Fermi energy of the electrodes favor the higher conductivity. In Fig.2 HOMO-LUMO gaps of (n)T1DTs are very small and decrease obviously while number n

increases. The peaks in the transmission spectrum or DOS spectrum illustrate the expanded molecular levels when the molecule is coupled with metal leads. Every expanded peak has tails overlapped each other which form the near-resonance channel. If HOMO peak and LUMO peak is very close, their strongly overlapped tail of transmission causes a big conduction value. Compared with other molecules, (n)T1DTs have very small HOMO-LUMO gaps with a great overlap in the low bias regime. This is the reason why (n)T1DTs have larger currents than other molecules under low bias. Furthermore, when number n increases, the HOMO-LUMO gap of (n)T1DTs decreases obviously. Hence, the overlap becomes stronger and the transmission in the low bias regime rises to induce an enhance of current. We can see clearly that the non-classical length dependence is just conducted by the drop of HOMO-LUMO gap and the distance between the HOMO and Fermi energy with increase of n number.

Unlike (n)T1DTs, the HOMO-LUMO gap of PPh(n)DTs increases with the number of benzene rings, which indicates an ascending of the conductance gap with n number. LUMO, which is nearer Fermi energy than HOMO, dominates the position where the first resonance tunnelling happens and where the steep increase of current appears. The HOMO position of PPh(n)DTs is independent of n number. On the contrary, the HOMO-LUMO gap of PA(n)DTs decrease and the positions of HOMO and LUMO both approach to Fermi level when n number enhanced, which is similar to (n)T1DTs. Hence, the steep increase of current of long PA(n)DTs with small HOMO-LUMO gap will come out earlier than the short ones because its HOMO or LUMO resonance enters the bias window more rapidly than others. Under a little higher bias, a long PA(n)DT, e.g. PA(5)DT, throws out the resonance tunnelling and carries high current, meanwhile, the short molecule, e.g. PA(2)DT is still in the tunnel regime with low transmission coefficient. Therefore, the current of PA(5)DT is higher than that of PA(2)DT in the high bias regime. Because of such descending of HOMO-LUMO gap with n number, the I-V curves of PPh(n)DTs will intercross, it is the reason why an irregular conductance oscillation and even the classical-reversed length dependence emerges in the high bias regime.

At the same time, we notice that, in low bias regime, both PPh(n)DTs and PA(n)DTs have small current, which decreases exponentially with the rise of n number, because the low bias range is at the non-resonance tunnelling regime between HOMO and LUMO. In Fig.2(b) the contribution from the tail of LUMO to conduction becomes smaller while n number increases. In Fig.2(c) the situation is in reverse. The HOMO-LUMO gaps of PPh(n)DTs and PA(n)DTs are bigger than that of (n)T1DTs, which determines that the conductances of PPh(n)DTs and PA(n)DTs in low bias regime are mainly determined by the molecule length and thus exhibit the

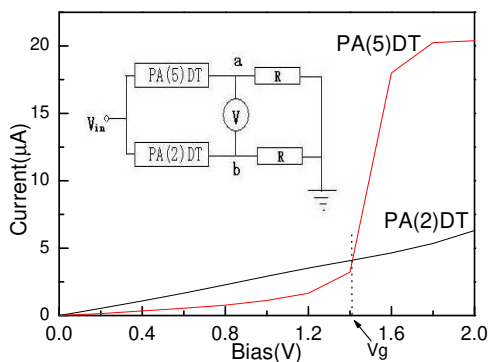


FIG. 3: Molecular bridge with the rectifying property. The resistances of PA(2)DT and PA(5)DT are controlled by the input voltage V_{in} , which induce the sign variation in V_{ab} .

length dependence consistent with Magoga's exponential law.

The intercross of I-V curves of PA(5)DT and PA(2)DT can be employed for designing the molecular bridge as shown in Fig.3. V_g denotes the intercross point. Below the point, the resistance of PA(5)DT is larger than PA(2)DT's, while above V_g the situation will be in reverse. When the input voltage V_{in} exceeds the intercross point, V_{ab} changes from the positive to the negative one.

In a summary, we employ the first-principles method based on DFT combined with the nonequilibrium Green's Function theory to study the transport property of (n)T1DTs, PPh(n)DTs and PA(n)DTs. Conductance of the three oligomers shows the different length dependence of conduction. PPh(n)DTs are usually like as classical wires, but (n)T1DTs and PA(n)DTs demonstrate a crossover between the quantum conductance length dependence and the classical one controlled by the applied bias. The root reason is due to the fact that with the increase in the ring number in the oligomer compounds, HOMO and LUMO of the three oligomers approach to the different directions with respect to Fermi energy. The possible application of the length dependence of molecule conductance is proposed at last.

We thank Dr. A. Ghosh, Prof. H. Guo and Prof. H. P. Cheng for helpful discussions. This work is supported by the National Science Foundation of China (NSFC) under Grant Nos. 90206031 and 10574024, and Special Coordination Funds of the Ministry of Education, Culture, Sports, Science and Technology of the Japanese Government. The author also would like to express their sincere thanks to the support from the staff at the Center for Computational Materials Science of IMR, Tohoku University for the use of the SR8000 G/64 supercomputer

facilities.

Corresponding author. Email: haochen@fudan.edu.cn

- [1] M. A. Reed, C. Zhou, C. J. Muller, T. P. Burgin, and J. M. Tour, Science 278, 252 (1997).
- [2] R. H. M. Smith, Y. Noat, C. Untiedt, N. D. Lang, M. C. van Hemert, and J. M. van Ruitenbeek, Nature 419, 906 (2002).
- [3] B. Xu and N. J. Tao, Science 301, 1221 (2003).
- [4] P. S. Damle, A. W. Ghosh, and S. Datta, Phys. Rev. B 64, 201403(R) (2001).
- [5] P. S. Damle, A. W. Ghosh, S. Datta, Chem. Phys. 281, 171 (2002).
- [6] J. Taylor, H. Guo, and J. Wang, Phys. Rev. B 63, 245407 (2001).
- [7] M. Brandbyge, J. L. Mozos, P. Ordejón, J. Taylor, and K. Stokbro, Phys. Rev. B 65, 165401 (2002).
- [8] K. Stokbro, J. Taylor, M. Brandbyge, J. L. Mozos, P. Ordejón, Comp. Mater. Sci. 27, 151 (2003).
- [9] F. Jiang, Y. X. Zhou, H. Chen, R. Note, H. Mizuseki, and Y. Kawazoe, Phys. Rev. B 72, 155408 (2005).
- [10] J. Lee, G. Lientschnig, F. Wiertz, M. Struijk, A. J. Janssen, R. Eggerink, N. Reinhoudt, P. Hadley and C. Dekker, Nano Letters 3, 113 (2003).
- [11] B. Xu, X. Xiao, X. Yang, L. Zang and N. Tao, J. Am. Chem. Soc. 127, 2386 (2005).
- [12] Q. Xu, L. Li, Y. Xiao, H. Sakaguchi, and N. Tao, Nano Lett. 5, 1491 (2005).
- [13] J. Chen, M. A. Reed, A. M. Rawlett, and J. M. Tour, Science 286, 1550 (1999).
- [14] M. Di Ventra, S. G. Kim, S. T. Pantelides, and N. D. Lang, Phys. Rev. Lett. 86, 288 (2001).
- [15] E. W. Wong, C. P. Collier, M. Behrbradsky, F. F. Raymond, J. F. Stoddart, and J. R. Heath, J. Am. Chem. Soc. 122, 5831 (2000).
- [16] M. Magoga and C. Joachim, Phys. Rev. B 56, 4722 (1997).
- [17] N. D. Lang and Ph. Avouris, Phys. Rev. Lett. 81, 3515 (1998).
- [18] M. P. Samanta, W. Tian, S. Datta, J. I. Henderson, and C. P. Kubiak, Phys. Rev. B 53, R7626 (1996).
- [19] C. C. K. Kaun, B. Larade, and H. Guo, Phys. Rev. B 67, 121411(R) (2003).
- [20] Z. Crljen, A. G. Rigoriev, G. W. Endin, and K. Stokbro, Phys. Rev. B 71, 165316 (2005).
- [21] T. Tada, D. Nozaki, M. Kondo, S. Hamayama, and K. Yoshizawa, J. Am. Chem. Soc. 126, 14182 (2004).
- [22] B. Larade, J. Taylor, H. Mehrez, and H. Guo, Phys. Rev. B 64, 75420 (2001).
- [23] P. Havu, T. Torsti, M. J. Puska, and R. M. Nieminen, Phys. Rev. B 66, 75401 (2002).
- [24] M. J. Frisch et al., Gaussian 03, Revision B.04, (Gaussian, Inc., Pittsburgh PA, 2003).