

Quasiparticle band structure of infinite hydrogen fluoride and hydrogen chloride chains

Christian Buth*

Max-Planck-Institut für Physik komplexer Systeme, Nöthnitzer Straße 38, 01187 Dresden, Germany

(Dated: October 18, 2006)

We study the quasiparticle band structure of isolated, infinite $(\text{HF})_\infty$ and $(\text{HCl})_\infty$ bent (zigzag) chains and examine the effect of the crystal field on the energy levels of the constituent monomers. The chains are one of the simplest but realistic models of the corresponding three-dimensional crystalline solids. To describe the isolated monomers and the chains, we set out from the Hartree-Fock approximation, harnessing the advanced Green's function methods *local molecular orbital algebraic diagrammatic construction* (ADC) scheme and *local crystal orbital ADC* (CO-ADC) in a strict second order approximation, ADC(2,2) and CO-ADC(2,2), respectively, to account for electron correlations. The configuration space of the periodic correlation calculations is found to converge rapidly only requiring nearest-neighbor contributions to be regarded. Although electron correlations cause a pronounced shift of the quasiparticle band structure of the chains with respect to the Hartree-Fock result, the bandwidth essentially remains unaltered in contrast to, e.g., covalently bound compounds.

PACS numbers: 71.20.-b, 71.15.Qe, 71.20.Ps, 31.15.Ar

I. INTRODUCTION

Hydrogen fluoride^{1,2,3,4,5} and hydrogen chloride^{6,7} are representatives of hydrogen-bonded crystals. This type of bonding^{8,9,10,11,12} is weak and essentially preserves the electronic structure of the constituent HF and HCl monomers, respectively. Hydrogen fluoride forms strong hydrogen bonds, whereas hydrogen chloride forms only weak hydrogen bonds. Therefore, the two compounds are good candidates to study the quasiparticle band structure of hydrogen-bonded periodic systems. The structures of both crystals are very similar at low temperatures; the monomers are arranged in terms of weakly interacting parallel zigzag chains. The isolated infinite chain is considered to be a simple but realistic one-dimensional model for the three-dimensional solids.^{13,14,15,16,17,18,19,20,21}

The isolated $(\text{HF})_\infty$ and $(\text{HCl})_\infty$ chains have been studied carefully;^{13,14,15,16,17,18,19,20,21,22} particularly the ground state has been examined, e.g., Refs. 19,20,21 give a detailed *ab initio* analysis of the electron correlation contributions and the basis set dependence of the binding energy. The Hartree-Fock band structure of $(\text{HF})_\infty$ is discussed in Refs. 13,14,16,17,22 and the one of the $(\text{HCl})_\infty$ chain is investigated in Refs. 13,14,15,18. Correlation corrections for $(\text{HF})_\infty$ have been obtained for the center (Γ point) and the edge (X point) of the Brillouin zone by Liegener and Ladik¹⁶ who use many-particle perturbation theory in the Møller-Plesset partitioning.⁹⁵ No correlation corrections have been determined for $(\text{HCl})_\infty$ so far.

To carry out accurate *ab initio* correlation calculations for periodic systems, we set out from the WANNIER program^{23,24} which directly produces Wannier orbitals by solving modified Hartree-Fock equations.^{20,23,24,25} To account for electron correlations, an advanced Green's function method, the crystal orbital algebraic diagram-

matic construction (CO-ADC) scheme for Wannier orbitals^{20,26} is used. It has been devised recently on the basis of the well-established ADC scheme for atoms, molecules, and clusters.^{27,28} It is a method that approximates the Feynman-Dyson perturbation series for the self-energy and contains sums of certain proper and improper diagrams to infinite order. The scheme sets out from the equations in terms of Bloch orbitals^{20,26,29} and expresses them in Wannier representation which allows one to specify efficient cutoff criteria for the configuration space. The well-known robustness of the ADC method even facilitates to study strong electron correlations which typically occur when inner valence electrons are treated.^{30,31} Particularly, they have been examined in series of oligomers of increasing length which model infinite chains.^{32,33,34,35,36} Yet in this work, we focus on the quasiparticle (or main) states for which a one to one correspondence to Hartree-Fock one-particle states can be established. Like the one-particle states, they form a so-called quasiparticle band structure.^{37,38} The CO-ADC theory^{20,26} has been implemented on top of WANNIER in terms of the CO-ADC program.³⁹

This article is structured as follows: The ADC and CO-ADC schemes in local representation are introduced in Sec. II, whereas Sec. III describes geometries, basis sets, cutoffs, and the computer programs employed. We devote Sec. IV to the discussion of the energy levels of the HF and HCl monomers paying particularly attention to the impact of electron correlations and their implications. The quasiparticle band structure of the infinite chains is investigated in Sec. V. Conclusions are drawn in Sec. VI.

II. THEORY

In order to determine the energy levels of atoms, molecules, clusters, and crystals, we set out from the

Schrödinger equation with the full nonrelativistic Hamiltonian neglecting nuclear motions; the ground state is obtained in restricted, closed-shell Hartree-Fock approximation.^{37,40,41,42,43,44,45} From the orbital energies, the ionization potentials (IPs) and electron affinities (EAs) follow immediately by Koopmans' theorem;^{46,47,48} the energy levels are simply given by their negative value, i.e., -IP and -EA.

Taking electron correlations into account, the energy levels now result from the poles of the one-particle Green's function (or particle propagator)^{28,43,49,50,51} in energy representation; it is expressed, using atomic units, in the spectral or Lehmann representation by^{49,50,51}

$$G_{pq}(\vec{k}, \omega) = \sum_{n \in \{N+1\}} \frac{y_p^{(n)}(\vec{k}) y_q^{(n)*}(\vec{k})}{\omega + A_n(\vec{k}) + i\eta} + \sum_{n \in \{N-1\}} \frac{x_p^{(n)}(\vec{k}) x_q^{(n)*}(\vec{k})}{\omega + I_n(\vec{k}) - i\eta} \quad (1)$$

and depends on the crystal momentum \vec{k} .^{29,40,43,52} The residue amplitudes are $y_p^{(n)}(\vec{k}) = \langle \Psi_0^N | \hat{c}_{\vec{k}p} | \Psi_n^{N+1}(\vec{k}) \rangle$ and $x_p^{(n)}(\vec{k}) = \langle \Psi_n^{N-1}(-\vec{k}) | \hat{c}_{\vec{k}p} | \Psi_0^N \rangle$, where $\hat{c}_{\vec{k}p}$ destroys the electron in the Hartree-Fock Bloch orbital $\psi_{\vec{k}p}(\vec{r}s)$. Here \vec{r} and s correspondingly denote spatial and spin coordinates. The negative values of the pole positions of $G_{pq}(\vec{k}, \omega)$ are the IPs and the EAs, $I_n(\vec{k})$ and $A_n(\vec{k})$, respectively. The infinitesimal $\eta > 0$ in Eq. (1) is needed to render the Fourier transformation between time and energy variables convergent.

The pole strengths or spectroscopic factors are defined by⁵³ $|x_p^{(n)}(\vec{k})|^2$ and $|y_p^{(n)}(\vec{k})|^2$ for IPs and EAs, correspondingly. They quantify the relative spectral intensities measured in (inverse) photoelectron experiments assuming the sudden approximation.^{30,53} Summing over all Bloch orbitals yields the orbital independent pole strengths which are given by⁵⁴

$$P_+^{(n)} = \sum_{\vec{k}p} |y_p^{(n)}(\vec{k})|^2 \quad P_-^{(n)} = \sum_{\vec{k}p} |x_p^{(n)}(\vec{k})|^2. \quad (2)$$

The inequalities $0 \leq |y_p^{(n)}(\vec{k})|^2, |x_p^{(n)}(\vec{k})|^2, P_{\pm}^{(n)} \leq 1$ are satisfied. As $P_{\pm}^{(n)} = 1$ holds for the n th IP and EA, respectively, obtained in Hartree-Fock approximation via Koopmans theorem,^{46,47,48} formula (2) is a measure for the one-particle character of the n th state.

To evaluate the particle propagator (1), the self-energy $\Sigma_{rs}(\vec{k}, \omega)$ with respect to the residual interaction—here the difference between the full Hamiltonian and the Fock operator—is introduced via the Dyson equation^{28,43,49,50,51}

$$\mathbf{G}(\vec{k}, \omega) = \mathbf{G}^0(\vec{k}, \omega) + \mathbf{G}^0(\vec{k}, \omega) \mathbf{\Sigma}(\vec{k}, \omega) \mathbf{G}(\vec{k}, \omega), \quad (3)$$

where $G_{pq}^0(\vec{k}, \omega)$ denotes the Green's function of the non-interacting system. The self-energy naturally decom-

poses into an energy independent part, the static self-energy, and an energy dependent part, the dynamic self-energy,^{28,53}

$$\mathbf{\Sigma}(\vec{k}, \omega) = \mathbf{\Sigma}^\infty(\vec{k}) + \mathbf{M}(\vec{k}, \omega), \quad (4)$$

with $\lim_{\omega \rightarrow \pm\infty} \mathbf{M}(\vec{k}, \omega) = \mathbf{0}$. The dynamic self-energy also breaks down into two contributions:

$$\mathbf{M}(\vec{k}, \omega) = \mathbf{M}^+(\vec{k}, \omega) + \mathbf{M}^-(\vec{k}, \omega). \quad (5)$$

The static and the dynamic self-energies are related by^{53,55,56}

$$\Sigma_{pq}^\infty(\vec{k}) = \sum_{\vec{k}'} \sum_{r,s} V_{\vec{k}p \vec{k}'r [\vec{k}q \vec{k}'s]} \left[\frac{1}{2\pi i} \oint \sum_{u,v} G_{su}^0(\vec{k}', \omega) \times (\Sigma_{uv}^\infty(\vec{k}', \omega) + M_{uv}(\vec{k}', \omega)) G_{vr}(\vec{k}', \omega) d\omega \right]. \quad (6)$$

Here $V_{\vec{k}p \vec{k}'r [\vec{k}q \vec{k}'s]}$ are antisymmetrized two-electron integrals^{46,47,48} and the contour integration runs along the real axis and closes in the upper complex ω plane.^{53,55,56} Formula (6) can be evaluated using the Dyson expansion method (DEM).^{20,26,55} Due to the relation (6), it is sufficient to concentrate on the approximation of the dynamic self-energy because the static part can be obtained from it afterwards.

The algebraic diagrammatic construction (ADC) scheme is used to express the dynamic self-energy in a nondiagonal representation,

$$M_{rs}^\pm(\vec{k}, \omega) = \vec{U}_r^{\pm\dagger}(\vec{k}) [\omega \mathbf{1} - \mathbf{K}^\pm(\vec{k}) - \mathbf{C}^\pm(\vec{k})]^{-1} \vec{U}_s^\pm(\vec{k}), \quad (7)$$

the so-called general algebraic form or ADC form. The n th order approximation of the ADC is constructed by inserting the perturbation ansatz in terms of the residual interaction $\mathbf{U}^\pm(\vec{k}) = \mathbf{U}^{\pm(1)}(\vec{k}) + \mathbf{U}^{\pm(2)}(\vec{k}) + \dots$ and $\mathbf{C}^\pm(\vec{k}) = \mathbf{C}^{\pm(1)}(\vec{k}) + \mathbf{C}^{\pm(2)}(\vec{k}) + \dots$ into Eq. (7) and expanding the resulting formula into a geometric series.²⁸ Comparing the resulting terms with the terms arising in the Feynman-Dyson perturbation expansion of the dynamic self-energy, analytical expressions can be found for the matrices showing up in Eq. (7). Thereby, frequently linear combinations of the expressions of a few diagrams have to be formed. The construction works because both series have the same analytic structure.

To evaluate the equations for the dynamic self-energy, we switch to a representation in terms of generalized Wannier orbitals. Such a local representation is particularly beneficial to treat crystals with a large unit cell.^{37,38,42,45} Suitable schemes to express the crystal momentum dependent ADC form (7) using Wannier orbitals are discussed in Refs. 20,26. In this work, we exclusively use the fully translational symmetry adapted form in Eq. (29) of Ref. 26.

When changing to Wannier orbitals, one has to keep in mind that the Fock matrix is no longer diagonal. The off-diagonal matrix elements are most efficiently accounted

for by a diagrammatic expansion in addition to the perturbative evaluation of the two-electron interaction.^{20,26} The resulting approximation schemes are denoted by CO-ADC(m,n). This notation indicates that the contributions which (partly) involve one-electron interactions are treated in order m and the contributions that are exclusively given by two-electron interactions are treated in order n . In this article, we resort to the lowest order CO-ADC(2,2) approximation in Eq. (32) of Ref. 26. Then, in Eq. (5) of this work, $M_{rs}^+(\vec{k},\omega)$ is associated with two-

particle-one-hole ($2p1h$) configurations and $M_{rs}^-(\vec{k},\omega)$ involves two-hole-one-particle ($2h1p$) configurations.

With the translational symmetry adapted Fock matrix $\mathbf{F}(\vec{k})$ and explicit expressions for the static and the dynamic self-energy, the energy levels of a crystal can be determined for the crystal momentum \vec{k} ; they are given by the eigenvalues $\mathbf{E}(\vec{k})$ of the Hermitian band structure matrix,

$$\mathbf{B}(\vec{k}) = \begin{pmatrix} \mathbf{F}(\vec{k}) + \boldsymbol{\Sigma}^\infty(\vec{k}) & \mathbf{U}^{+\dagger}(\vec{k}) & \mathbf{U}^{-\dagger}(\vec{k}) \\ \mathbf{U}^+(\vec{k}) & \mathbf{K}^+(\vec{k}) + \mathbf{C}^+(\vec{k}) & \mathbf{0} \\ \mathbf{U}^-(\vec{k}) & \mathbf{0} & \mathbf{K}^-(\vec{k}) + \mathbf{C}^-(\vec{k}) \end{pmatrix}, \quad (8)$$

which are obtained by solving the eigenvalue problem

$$\mathbf{B}(\vec{k})\mathbf{X}(\vec{k}) = \mathbf{X}(\vec{k})\mathbf{E}(\vec{k}), \quad \mathbf{X}^\dagger(\vec{k})\mathbf{X}(\vec{k}) = \mathbb{1}. \quad (9)$$

Here $\mathbf{X}(\vec{k})$ denotes the eigenvectors of $\mathbf{B}(\vec{k})$. Its matrix elements, $X_{pn}(\vec{k})$, represent the residual amplitudes $y_p^{(n)}(\vec{k})$ or $x_p^{(n)}(\vec{k})$ in Eq. (2) depending on whether they are of $N+1$ or of $N-1$ type.

As crystals are infinite, the convergence properties of the lattice sums occurring in the matrix elements of $\mathbf{B}(\vec{k})$ have to be examined. Careful analyses of the sums in expressions which are similar to ours are carried out in Refs. 57,58,59,60,61. Although convergent, these sums have to be truncated suitably using a cutoff procedure because the configuration space, i.e., the number of $2p1h$ and $2h1p$ configurations considered to form $\mathbf{B}(\vec{k})$, needs to be restricted.^{20,26,37} It can be achieved by realizing that the importance of individual configurations for the description of the energy levels of a crystal can be measured by the magnitude of the one- and the two-electron integrals involved. This criterion allows a very fine grained, individual selection of configurations according to a given cutoff threshold. The procedure is termed configuration selection.^{20,26}

Having set up the band structure matrix, its partial diagonalization is carried out efficiently using a complex-Hermitian band-(or block-)Lanczos algorithm.^{20,26} The computer code is based on the complex-symmetric version of Sommerfeld that, in turn, is an adaption of the real-symmetric implementation by Meyer.⁶² Band Lanczos methods are iterative algorithms that utilize the product of a matrix, here $\mathbf{B}(\vec{k})$, with a few vectors to transform the original matrix into a band diagonal form which subsequently can be diagonalized efficiently.^{56,63,64} The band-Lanczos algorithm usually converges to the spectral envelope already after a few matrix times vector

operations. This corresponds to only moderately sized band diagonal matrices.^{56,63}

A quasiparticle point of view is assumed for the outer valence regime and the lowest virtual states, i.e., we focus on those states which are essentially of one-particle character with only a moderate adjustment due to electron correlations.^{37,38} The number of quasiparticle bands is the same as the number of Hartree-Fock bands and a clear association between both can be made. To identify the quasiparticle states of a crystal in the spectrum of $\mathbf{B}(\vec{k})$, we resort to the orbital independent pole strength (2) extracting only states with $P_\pm^{(n)} > 0.7$. In analogy to the energies of one-particle states, the quasiparticle energy levels group into bands with respect to the crystal momentum, forming a so-called quasiparticle band structure.

A local orbital based ADC scheme for isolated molecules can easily be devised setting out from the CO-ADC equations in Wannier representation:^{20,26} let the unit cell of a primitive cubic crystal lattice with a macroscopic lattice constant be occupied by a given molecule. Then only Fock matrix elements and two-electron integrals within a unit cell are nonnegligible. Consequently, all states of the crystal are N_0 -fold degenerate and the band structure matrix has only to be diagonalized at the Γ point to obtain all distinct energy levels of the crystal.^{20,26} These levels can be identified with the energy levels of the isolated molecule. By this line of argument, it is justified to drop the lattice sums and lattice vectors totally in the CO-ADC equations to obtain analytical expressions for the local molecular orbital ADC scheme. The dependence on the crystal momentum quantum number vanishes and the resulting matrix \mathbf{B} is now termed energy level matrix. Similar to the nomenclature for the methods based on crystal orbital ADC, the corresponding approximative schemes for molecules

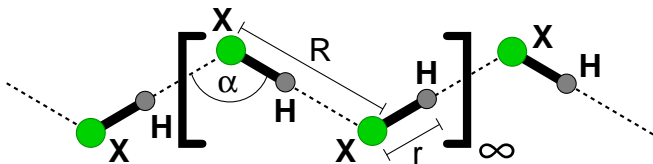


FIG. 1: (Color) Structure of infinite $(\text{HF})_\infty$ and $(\text{HCl})_\infty$ zigzag chains with $X = \text{F}, \text{Cl}$, respectively.

are referred to as $\text{ADC}(m,n)$.

III. COMPUTATIONAL DETAILS

Hydrogen fluoride and hydrogen chloride monomers are diatomic molecules of $C_{\infty v}$ symmetry. The experimental values for the internuclear distance are 0.91680 \AA for HF and 1.27455 \AA for HCl.⁶⁵ Upon crystallization to a three-dimensional solid, the HF and HCl monomers arrange in long zigzag chains. The structure of the single infinite $(\text{HF})_\infty$ and $(\text{HCl})_\infty$ chain [Fig. 1] is determined by three parameters, the H—X distance r , the $X \cdots X$ distance R , and the angle $\alpha = \angle(\text{HXH})$ with $X = \text{F}, \text{Cl}$. The following experimental values for the parameters are taken: $r = 0.92 \text{ \AA}$, $R = 2.50 \text{ \AA}$, and $\alpha = 120^\circ$ for $(\text{HF})_\infty$ ^{1,66} and $r = 1.25 \text{ \AA}$, $R = 3.688 \text{ \AA}$, and $\alpha = 93.3^\circ$ for $(\text{DCl})_\infty$.⁶ Structural information for HCl crystals is not available. Yet HCl and DCl crystals have very similar lattice constants and are considered to be isomorphous.⁶ In this study, we use the cc-pVDZ basis set^{67,68,69} to represent H, F, and Cl atoms in the compounds.⁹⁶

A self-consistent solution of modified Hartree-Fock equations is carried out with the WANNIER program,^{23,24} which directly yields Wannier orbitals.^{20,23,24,25} A finite cluster of unit cells is utilized by WANNIER serving as a support for the Wannier orbitals in the origin cell. It consists of the origin cell and up to fourth nearest-neighbor cells (nine unit cells altogether) for $(\text{HF})_\infty$ and up to third nearest-neighbor cells (seven unit cells altogether) for the $(\text{HCl})_\infty$ chain. To carry out Hartree-Fock calculations for molecules, we let each unit cell of a one-dimensional lattice with a constant of $1 \mu\text{m}$ comprise a monomer. This ensures that interactions with neighboring unit cells, which contain periodic images of the molecule, are negligible. The Wannier orbitals in the origin cell can thus be identified with the orbitals of the isolated monomer.

As WANNIER determines only occupied Wannier orbitals, translationally related projected atomic orbitals, so-called crystal projected atomic orbitals,^{20,70} have been devised to be used as virtual Wannier functions.⁹⁷ They are based on the projected atomic orbitals introduced by Pulay⁷¹ and Saebø and Pulay⁷² and implemented by Werner and co-workers *et al.*^{73,74} The WANNIER program produces pseudocanonical Wannier orbitals, i.e., the occupied block of the Fock matrix in the origin cell is diag-

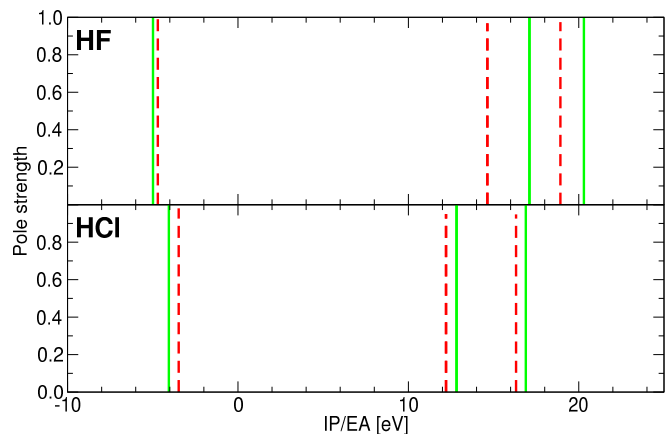


FIG. 2: (Color) Ionization potentials and electron affinities of a HF and a HCl molecule where $\text{IP} \geq 0$ and $\text{EA} < 0$. The solid green lines denote Hartree-Fock values (Koopmans' theorem^{46,47,48}), while dashed red lines depict $\text{ADC}(2,2)$ results.

onalized. Therefore, in the case of molecules occupying a primitive cubic crystal with a macroscopic lattice constant, only the virtual block in terms of the projected atomic orbitals contains off-diagonal matrix elements.

The WANNIER program^{23,24} also performs the transformation of the Fock matrix elements and the two-electron integrals from a representation in terms of one-particle basis functions to the Wannier representation. These quantities are the only ones which enter subsequent correlation calculations by the local molecular orbital ADC and the local crystal orbital ADC methods. In this study, we apply the lowest order approximation, $\text{ADC}(2,2)$ and $\text{CO-ADC}(2,2)$, to molecules and infinite chains, respectively. To this end, we remove the explicit spin dependence of the equations involved, following the arguments of von Niessen *et al.*⁷⁵ The resulting equations for the two methods are implemented in terms of the CO-ADC program.³⁹

Both $\text{ADC}(2,2)$ and $\text{CO-ADC}(2,2)$ employ an additional perturbative expansion of the off-diagonal terms of the Fock matrix in local orbitals with respect to their canonical orbital based counterparts. This introduces an extra approximation using $\text{ADC}(2,2)$ in relation to $\text{ADC}(2)$ whose accuracy has been critically assessed in Ref. 20 for a single HF molecule. The outer valence IPs and the smallest EAs are found to be well described by the correlation method. Yet it is not able to describe the strong electron correlations which are observed in the inner valence region (F $2s$ dominated states) of the HF monomer in the same way as the $\text{ADC}(2)$ scheme that, nevertheless, is very inaccurate in this region, too.²⁰ This limitation of the method does not imply a constraint for this work because we focus exclusively on the main states of the systems.

Level No.	$-\varepsilon$	IP _{2,2} /EA _{2,2}	IP ₃ /EA ₃
3	20.30	18.92	19.64
4, 5	17.11	14.64	15.73
6	-4.99	-4.70	-4.67

TABLE I: Ionization potentials and electron affinities of a HF molecule. They are given in Hartree-Fock approximation by the negative value of the orbital energies $-\varepsilon$; the ADC(2,2) values are denoted by IP_{2,2}/EA_{2,2}. The reference values IP₃/EA₃ are obtained with the ADC(3) scheme.²⁸ All data are given in electronvolts.

IV. HF AND HCl MONOMERS

Before we turn to the infinite chains in Sec. V, we investigate the ionization potentials (IPs) and the electron affinities (EAs) of isolated diatomic HF and HCl monomers. This will allow to better interpret the band structures of the chains later on. On the abscissa of Fig. 2, we give the IPs (≥ 0) and EAs (< 0) of the molecules while the ordinate indicates the pole strength (2) of each state. The data are obtained once directly from the Hartree-Fock orbital energies by exploiting Koopmans' theorem^{46,47,48} and the other time in ADC(2,2) approximation. The numerical values are listed in Tabs. I and II aside from reference IPs and EAs which were obtained with the ADC(3) scheme²⁸ using GAMESS-UK⁷⁶ for the molecular Hartree-Fock calculation in conjunction with the ADC program of Tarantelli.⁷⁷ We do not present data which correspond to the IPs of core states of F 1s type and inner valence states of F 2s type for HF. Neither do we show the core states of Cl 1s, Cl 2s, and Cl 2p types in conjunction with the inner valence states of Cl 3s origin for HCl. Above all, only the EA with the lowest energy in the given basis set is displayed. Yet the resonance properties⁷⁸ of the molecules are not investigated here further.

Many of the characteristics of the IPs and the EAs of the two molecules can already be understood in the independent particle model. The outer valence region of the two molecules is formed by two distinct IPs in the range of 14–22 eV for HF and of 10–18 eV for HCl. By inspecting the molecular orbitals, we find the lowest IPs of both monomers to correspond to an ionization from the two equivalent π -type lone pairs on fluorine and chlorine, respectively. Consequently, they are twofold degenerate. Ionization from the third σ -type pair requires more energy as it is oriented towards the hydrogen atom and thus is attracted by its positive partial charge.

In the two spectra, the differences between fluorine and chlorine atoms basically manifest themselves in two effects. Firstly, there is an overall shift of all IPs and EAs of HCl to lower energies with respect to corresponding IPs in HF because in chlorine the nuclear charge is shielded additionally by the lower lying Cl 2s and Cl 2p shells which are missing in the fluorine atom.⁹⁸

Level No.	$-\varepsilon$	IP _{2,2} /EA _{2,2}	IP ₃ /EA ₃
7	16.89	16.32	16.38
8, 9	12.83	12.21	12.30
10	-4.06	-3.48	-3.44

TABLE II: Ionization potentials and electron affinities of a HCl molecule. The symbols are chosen as in Tab. I. All data are given in electronvolts.

Secondly, the larger internuclear distance in HCl results in a weaker interaction between hydrogen and chlorine atoms compared with the interaction between hydrogen and fluorine atoms and causes, in conjunction with the lower electronegativity of the chlorine atom, the HCl monomer to be weaker and more covalently bonded than the HF monomer.

As soon as one accounts for electron correlations, the IPs and EAs of HF and HCl in Fig. 2 change considerably; they shift to lower absolute values with respect to the corresponding Hartree-Fock values.³⁷ The displacement of the IPs in the outer valence region in ADC(2,2) approximation is noticeably smaller for HCl compared with HF; the contrary holds for the lowest EA. Inspecting Tabs. I and II, one observes that the ADC(2,2) method already provides in most cases a considerable improvement over the Hartree-Fock approximation. However, note that Koopmans' theorem value corresponding to energy level 3 of the HF molecule is slightly closer to the reference values than the ADC(2,2) value. This observation is not very surprising because the HF molecule is well known to be difficult to describe accurately with quantum chemical methods.

The fact that the outer valence IPs of HCl in Hartree-Fock approximation are closer to the ADC(2,2) values compared with HF leads to the conclusion that electron correlations are less important for these states of HCl. The reverse trend holds for the lowest EA of the molecules. This finding can be ascribed to the fact that the chlorine atom is notably bigger than the fluorine atom. Hence, the valence electrons of HF are squeezed to a smaller volume, leading to a worse performance of Hartree-Fock theory; it is caused by an insufficient description of the Coulomb hole around the electrons which is especially important in the case of large geometrical orbital overlaps.^{37,46,47,48}

Electron correlations increase the energy splitting of the IPs of HF with respect to the Hartree-Fock result, whereas the splitting remains nearly the same for HCl. Moreover, the approximately uniform shift of the outer valence IPs of HF and HCl indicates that electron correlations for these states are dominated by the fluorine and the chlorine atom, respectively, and are essentially unaltered upon formation of the molecular bond.

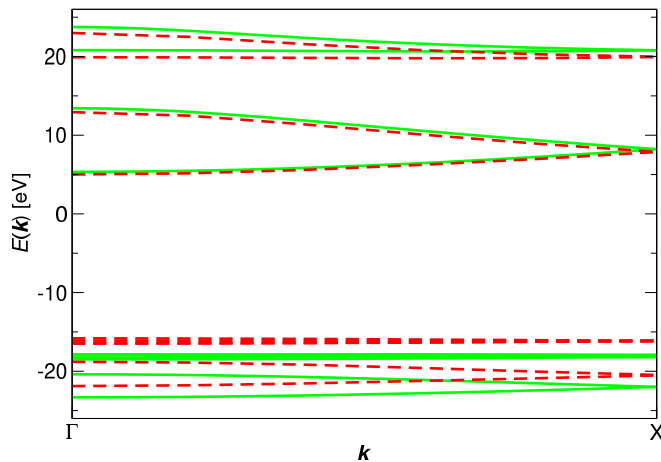


FIG. 3: (Color) Band structure of a $(\text{HF})_\infty$ chain. Hartree-Fock bands are given by the solid green lines. The dashed red lines depict CO-ADC(2,2) quasiparticle bands which are determined by accounting for $2p1h$ and $2h1p$ configurations that involve Wannier orbitals in the origin cell and the nearest- and the next nearest-neighbor cells.

V. HF AND HCl CHAINS

Having understood the nature of the IPs and EAs of the HF and HCl molecules in the previous Sec. IV, their changes upon crystallization can now be studied.

The Hartree-Fock band structure of the $(\text{HF})_\infty$ and the $(\text{HCl})_\infty$ chain is displayed in Figs. 3 and 4, respectively; a close-up of the valence bands is shown in Figs. 5 and 6. Numerical data of the energy levels of both compounds at the Γ and the X point are given in Tabs. III and IV.⁹⁹ As a unit cell of the chains comprises two monomers, the number of Hartree-Fock bands is twice the number of Hartree-Fock IPs and EAs of the monomer [Fig. 2 and Tabs. I and II]. For $(\text{HF})_\infty$, the four low lying occupied bands, which mainly correspond to F 1s core states and F 2s inner valence states, are left out. Similarly, we do not show the energy bands originating from Cl 1s, Cl 2s, and Cl 2p core states and the inner valence of Cl 3s character. Furthermore, only the four lower conduction bands in the cc-pVDZ basis set^{67,68,69} are given for both compounds. Again an examination of the resonance properties⁷⁸ is not pursued further.

The Hartree-Fock bands which are situated energetically around -18 eV for $(\text{HF})_\infty$ and around -12 eV for $(\text{HCl})_\infty$ are formed by the two equivalent π -type lone pairs of mostly F 2p and Cl 3p character of the isolated molecules at -17.11 eV and -12.83 eV , respectively [Fig. 2 and Tabs. I and II]. Note that -IP or -EA, correspondingly, gives the energy level. By inspection of Fig. 3, we see that the degeneracy of the molecular orbitals is lifted only slightly due to the crystal field upon formation of the infinite chain. The lowest valence bands cross in Figs. 5 and 6, which is allowed by rod group symmetry.

The energy bands of $(\text{HF})_\infty$ in the range of -24 eV

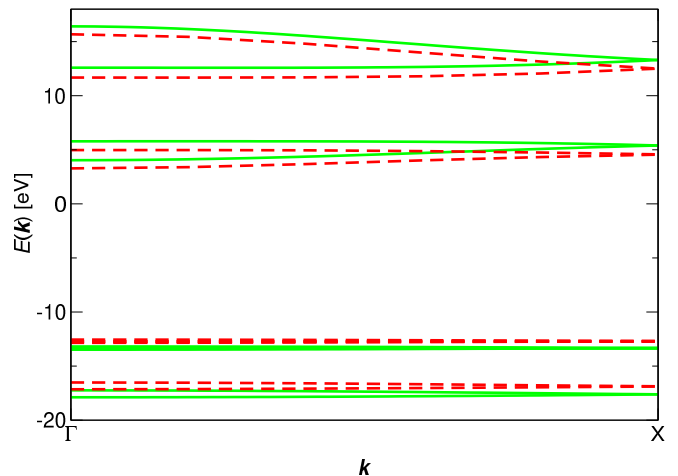


FIG. 4: (Color) Band structure of a $(\text{HCl})_\infty$ chain. The symbols are chosen as in Fig. 3.

to -20 eV and of $(\text{HCl})_\infty$ between -18 eV and -17 eV are constituted by the third outer valence orbital of the isolated monomers which is also predominantly of F 2p and Cl 3p character with an orbital energies of -20.30 eV and of -16.89 eV , respectively [Fig. 2 and Tabs. I and II]. The dispersion of these two energy bands is much larger than the dispersion of the four bands discussed in the previous paragraph. This indicates that hydrogen bonding in the chains is mainly mediated by the orbitals of the monomers which lead to these two outer valence bands.

The Hartree-Fock band structure of the $(\text{HF})_\infty$ chain is reported by Berski and Latajka¹⁷ for a series of basis sets. Among these, the 6-31+G(d,p) basis is of most comparable quality to the cc-pVDZ basis^{67,68,69} employed in this study; the plot of the band structure of $(\text{HF})_\infty$ in Fig. 3 of Ref. 17 agrees very well with the plot in Fig. 5 of this article. We read off the energy of the top of the valence bands at the Γ point from Fig. 3 of Berski and Latajka;¹⁷ it lies at -18.3 eV which is very close to our value of -17.9 eV from Tab. V. The Hartree-Fock band structure of the $(\text{HF})_\infty$ chain has also been studied by Liegener and Ladik¹⁶ who use a double- ζ basis set $[(9s\ 5p) / [3s\ 2p]]$ for fluorine and $(6s\ 1p) / [2s\ 1p]$ for hydrogen to which they refer as DZP basis set. They observe that unit cells up to third nearest-neighbors are sufficient to represent the Fock matrix. My computations confirm this finding. Liegener and Ladik¹⁶ obtain an energy of -17.57 eV for the top of the valence bands and 3.57 eV for the bottom of the conduction bands, i.e., their Hartree-Fock band gap amounts to 21.14 eV . The top of the valence bands is only by 0.3 eV smaller than our result at the Γ point. However, the bottom of the conduction bands is by 1.78 eV smaller than ours. The deviation of our result from those of Liegener and Ladik¹⁶ can most likely be ascribed to the different basis sets employed, i.e., cc-pVDZ versus DZP because the DZP basis set lacks a d -function on fluorine which is present for cc-pVDZ.^{67,68,69} Furthermore, they

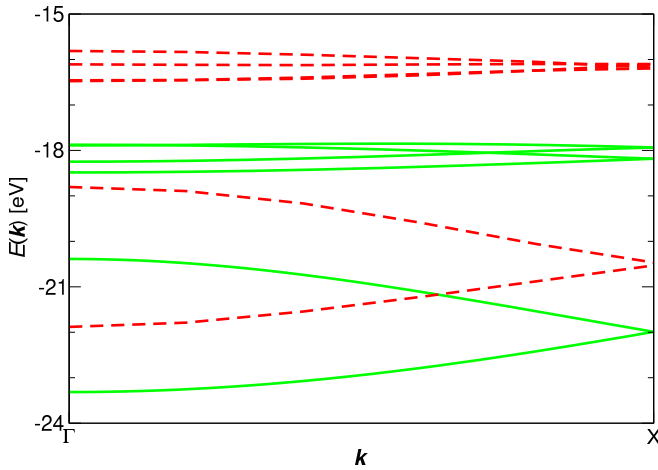


FIG. 5: (Color) Valence band structure of a $(\text{HF})_\infty$ chain. Zoom into Fig. 3.

use a slightly different geometry for the $(\text{HF})_\infty$ chain.

Blumen and Merkel¹⁵ treat the $(\text{HCl})_\infty$ chain using a $(3s) / [1s]$ basis on hydrogen and a $(10s\,6p) / [3s\,2p]$ basis on chlorine. They include up to second nearest-neighbor cells to represent the Fock matrix. Their band structure [Fig. 1 in Ref. 15] agrees nicely with Fig. 4 in this work. We read off from the figure of Blumen and Merkel the value -13.4 eV for the top of the valence bands and 6.9 eV for the bottom of the conduction bands at the Γ point, yielding a band gap of 20.3 eV . My corresponding values are -13.186 eV and 4.035 eV [Tab. VI] amounting to a band gap of 17.221 eV which is somewhat smaller than the value of Blumen and Merkel. Again this can most likely be ascribed to the difference in the one-particle basis sets.

In order to investigate the effect of electron correlations on the band structures of the chains, we utilize the CO-ADC(2,2) method. The convergence of several key quantities with respect to the number of unit cells whose Wannier orbitals are considered to form $2p1h$ and $2h1p$ configurations in correlation calculations is summarized in Tabs. V and VI for $(\text{HF})_\infty$ and $(\text{HCl})_\infty$, respectively. Namely, the top of the valence bands, the bottom of the conduction bands, the band gap, and the width of the upper and the lower valence band complexes are shown. They are compared with the plain Hartree-Fock data (with “0” unit cells for the configuration selection). In first place, the quasiparticle band structure of the chains is obtained considering only a minimum fraction, a single unit cell, in correlation calculations.¹⁰⁰ This causes upward shifts of the top of the valence bands by 1.90 eV for $(\text{HF})_\infty$ and by 0.54 eV for $(\text{HCl})_\infty$, whereas the bottom of the conduction bands shifts downwards by 0.22 eV for $(\text{HF})_\infty$ and by 0.60 eV for $(\text{HCl})_\infty$. Subsequently, we enlarge the configuration space to include also configurations which extend to the nearest-neighbor cells. This causes additional shifts of the top of the valence bands by 0.16 eV for $(\text{HF})_\infty$ and by 0.10 eV for $(\text{HCl})_\infty$.

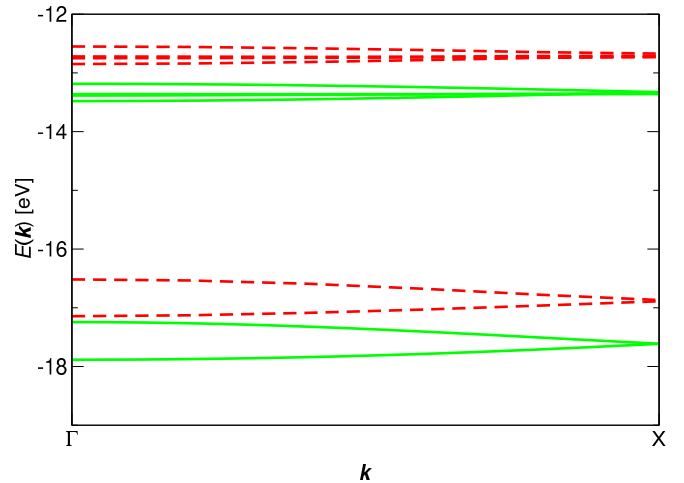


FIG. 6: (Color) Valence band structure of a $(\text{HCl})_\infty$ chain. Zoom into Fig. 4.

Moreover, shifts of the bottom of the conduction bands of 0.12 eV for $(\text{HF})_\infty$ and of 0.15 eV for $(\text{HCl})_\infty$ are observed. Further inclusion of second and third nearest-neighbor cells has only a minute effect. The other quantities in Tabs. V and VI exhibit a similarly quick convergence.

The fully converged quasiparticle band structures of the chains—configurations in up to second nearest-neighbor cells are considered—are shown aside from the Hartree-Fock band structures in Figs. 3 to 6. We observe pronounced corrections of the valence bands of $(\text{HF})_\infty$ due to electron correlations. Their upward shift is much larger than the downward shift of the conduction bands. In $(\text{HCl})_\infty$ the contrary holds, however; the value and the difference of the shifts are much smaller compared with those of $(\text{HF})_\infty$. These observations match the behavior of the IPs and EAs found in the monomers in Sec. IV. Moreover, an analysis of the ground-state binding energies of the chains shows a similar behavior of short-range contributions of electron correlations which are also significantly larger in $(\text{HF})_\infty$ than in $(\text{HCl})_\infty$.^{19,20} Yet the impact of the configurations from more than a single unit cell in correlation calculations was found to be bigger in $(\text{HCl})_\infty$.

The observed long-range correlation corrections of the quasiparticle band structures of the chains from more distant unit cells are, firstly, caused by the adjustment of the many-particle system to the extra charge of the electron which is added to or removed from it in the one-particle Green’s function. Secondly, corrections due to van der Waals interactions take effect.³⁷

Valence and conduction bands of both compounds do not shift symmetrically, i.e., by the same amount, upwards or downwards [for numerical values see Tabs. V and VI and the discussion of the convergence of the CO-ADC(2,2) calculations above]. Instead, in $(\text{HF})_\infty$, the valence bands show a much stronger influence due to electron correlations than the conduction bands. The reverse

Band No.	$\varepsilon(\Gamma)$	$E_{2,2}(\Gamma)$	$\varepsilon(X)$	$E_{2,2}(X)$
5	-23.31	-21.88	-22.00	-20.50
6	-20.39	-18.80	-22.00	-20.50
7	-18.49	-16.48	-18.18	-16.19
8	-18.25	-16.46	-18.18	-16.19
9	-17.89	-16.11	-17.94	-16.11
10	-17.88	-15.81	-17.94	-16.11
11	5.35	5.01	8.22	7.88
12	13.42	12.93	8.22	7.88

TABLE III: Energy levels of an infinite $(\text{HF})_\infty$ chain at the Γ and the X point. Here $\varepsilon(\vec{k})$ represents the Hartree-Fock Bloch orbital energies and $E_{2,2}(\vec{k})$ gives the CO-ADC(2,2) energies for the crystal momenta with $\vec{k} = \Gamma, X$ which were determined accounting for an extension of the $2p1h$ and $2h1p$ configurations up to third nearest-neighbor cells. All data are given in electronvolts.

trend is observed for $(\text{HCl})_\infty$. However, the inclusion of nearest-neighbor cells in correlation calculations leads to essentially the same displacement of both types of bands, i.e., the assumption of a symmetric shift becomes valid for long-range contributions as pointed out in Ref. 79.

Although the quasiparticle bands are shifted appreciably with respect to the corresponding Hartree-Fock bands, they essentially maintain their shape. This observation is in contrast to the pronounced reduction of bandwidths due to electron correlations which are typically found in covalently bonded polymers such as *trans*-polyacetylene⁸⁰ and in covalently bonded crystals such as diamond or silicon.^{79,81,82}

To investigate the accuracy of the CO-ADC(2,2) method, we compare it with theoretical results from many-particle perturbation theory which has been applied by Liegener and Ladik¹⁶ to the $(\text{HF})_\infty$ chain employing the DZP basis set. For the top of the valence bands and the bottom of the conduction bands at the Γ point, they obtain -15.10eV and 3.05eV , respectively, in second order of the expansion and -15.09eV and 3.03eV in third order. The latter two numbers correspond to an increase of the valence band energy by 2.48eV and a lowering of the conduction band energy by 0.54eV with respect to the Hartree-Fock result. In contrast, CO-ADC(2,2) yields at the Γ point an increase by 2.08eV and a lowering by 0.33eV . The overall agreement between CO-ADC(2,2) and many-particle perturbation theory is satisfactory. The deviations between the data from both methods, as already found for the Hartree-Fock band structure, can again be attributed predominantly to basis set artifacts and the differences in the geometries employed.

To the best of our knowledge no correlation calculations of the quasiparticle band structure of $(\text{HCl})_\infty$ chains have been performed to date.

Band No.	$\varepsilon(\Gamma)$	$E_{2,2}(\Gamma)$	$\varepsilon(X)$	$E_{2,2}(X)$
13	-17.88	-17.14	-17.61	-16.88
14	-17.24	-16.52	-17.61	-16.88
15	-13.48	-12.85	-13.36	-12.73
16	-13.39	-12.75	-13.36	-12.73
17	-13.36	-12.72	-13.33	-12.69
18	-13.19	-12.55	-13.33	-12.69
19	4.04	3.28	5.40	4.56
20	5.78	4.97	5.40	4.56

TABLE IV: Energy levels of an infinite $(\text{HCl})_\infty$ chain at the Γ and the X point. The labels are chosen as in Tab. III. This time $2p1h$ and $2h1p$ configurations are being formed by the Wannier orbitals in up to second nearest-neighbor cells. All data are given in electronvolts.

VI. CONCLUSION

This work deals with the quasiparticle band structures of infinite $(\text{HF})_\infty$ and $(\text{HCl})_\infty$ chains, which are determined and compared with the energy levels of the constituting monomers.

The analysis begins with the examination of the compounds in Hartree-Fock approximation. The band structures of both chains turn out to be quite similar. However, the bands of $(\text{HCl})_\infty$ are shifted towards the band gap with respect to the bands of $(\text{HF})_\infty$ chains. By analyzing the ionization potentials and electron affinities of the monomers, the origin of the individual bands of the infinite chains is identified. The higher outer valence bands stem from the lone pairs on fluorine and chlorine, respectively, and the lower outer valence bands originate from the hydrogen bonding. The latter bands also exhibit less dispersion in $(\text{HCl})_\infty$ compared with $(\text{HF})_\infty$ due to the weaker bonding.

Electron correlation calculations are performed to determine accurate energy levels of the HF and HCl molecules and precise quasiparticle band structures of the $(\text{HF})_\infty$ and $(\text{HCl})_\infty$ chains. To this end, we use the *ab initio* Green's function theory crystal orbital algebraic diagrammatic construction for Wannier orbitals. The strict second order approximation of the off-diagonal Fock matrix elements and the two-electron contributions is applied, which is dubbed CO-ADC(2,2) method.^{20,26} Setting out from these equations, we make the transition to the corresponding method for molecules, termed ADC(2,2), by eliminating the lattice summations. The configuration space of the correlation calculations is found to converge rapidly; only nearest-neighbor cells need to be regarded to determine the band gap of the chains within 0.008eV of the value obtained in the largest calculations performed. To assess the accuracy of the ADC(2,2) ionization potentials of the monomers, we compare with ADC(3) data; a reassuring agreement is found. Furthermore, the quasiparticle en-

Cells	$E_{\text{top,v}}$	$E_{\text{bottom,c}}$	E_{gap}	$\Delta E_{\text{F}2p}^<$	$\Delta E_{\text{F}2p}^>$
0	-17.876	5.347	23.223	2.924	0.610
1	-15.975	5.129	21.104	2.993	0.654
3	-15.815	5.011	20.825	3.078	0.664
5	-15.813	5.006	20.819	3.078	0.664
7	-15.812	5.005	20.817	3.078	0.664

TABLE V: Convergence of the fundamental band gap E_{gap} and the bandwidth of the lower and the upper F2p valence band complexes, $\Delta E_{\text{F}2p}^<$ and $\Delta E_{\text{F}2p}^>$, respectively, of a (HF) $_{\infty}$ chain with respect to the number of unit cells used to determine the quasiparticle band structures. “Cells” designates the number of unit cells taken into account in CO-ADC(2,2) calculations, where zero refers to the original Hartree-Fock results. Unity denotes the 2p1h and 2h1p configurations from the origin cell only in correlation calculations. Three, five, and seven indicate the additional inclusion of nearest-, second nearest- and third nearest-neighbor cells, respectively. The top of the valence bands $E_{\text{top,v}}$ and the bottom of the conduction bands $E_{\text{bottom,c}}$ are both situated at the Γ point. All data are given in electronvolts.

ergies for the (HF) $_{\infty}$ chain compare satisfactorily with data from many-particle perturbation theory,¹⁶ thus corroborating the accuracy of the CO-ADC(2,2) scheme.

The inclusion of correlation effects leads to a pronounced shift towards the band gap of the quasiparticle bands with respect to the Hartree-Fock bands. The shift of the valence bands is noticeably larger in the (HF) $_{\infty}$ chain compared with the (HCl) $_{\infty}$ chain; the reverse trend is observed for the conduction bands. These observations match the behavior of the energy levels of the monomers. In contrast to many other compounds, e.g., covalently bound polymers⁸⁰ or crystals,^{79,81,82} the bandwidth of the chains does not decrease substantially due to correlation effects but increases slightly.

Building on top of this work, one should investigate carefully the lower lying, inner valence regime of the chains where intriguing many-particle effects are to be expected.^{30,31,83,84} This is indicated by the studies of

Cells	$E_{\text{top,v}}$	$E_{\text{bottom,c}}$	E_{gap}	$\Delta E_{\text{Cl}3p}^<$	$\Delta E_{\text{Cl}3p}^>$
0	-13.186	4.035	17.221	0.641	0.294
1	-12.651	3.434	16.085	0.620	0.288
3	-12.554	3.280	15.834	0.627	0.299
5	-12.550	3.277	15.827	0.627	0.299

TABLE VI: Convergence of the fundamental band gap E_{gap} and the bandwidth of the lower and upper Cl3p valence band complexes, $\Delta E_{\text{Cl}3p}^<$ and $\Delta E_{\text{Cl}3p}^>$, respectively, of a (HCl) $_{\infty}$ chain with respect to the number of unit cells used to determine the quasiparticle band structures. The symbols are chosen as in Tab. V. All data are given in electronvolts.

oligomers by Deleuze *et al.*,^{32,33,34,35,36} which model the corresponding infinite periodic chains. They serve to investigate the evolution of strong electron correlations with an increasing length of the oligomers. Moreover, intermolecular electronic decay processes, e.g., Ref. 85 (and references therein) found recently in atomic and molecular clusters, including clusters of HF molecules,⁸⁶ present challenging perspectives. Further emerging effects, when making the transition from the monomer of an infinite chain, have been discovered in the model oligomer studies of Refs. 32,33,34,35,36,87,88,89,90 which deserve a close look within an infinite chain treatment. Particularly, the examination of these effects in three-dimensional crystals offers a fascinating perspective but also represents a great challenge.

Acknowledgments

I am indebted to Thomas Sommerfeld for providing a complex-symmetric band-Lanczos code and helpful advice. Francesco Tarantelli kindly granted access to his molecular ADC program. Moreover, I would like to thank Martin Albrecht for fruitful discussions. This work was partly supported by a Feodor Lynen Research Fellowship from the Alexander von Humboldt Foundation.

* Present address: Argonne National Laboratory, 9700 South Cass Avenue, Argonne, Illinois 60439, USA; electronic mail: Christian.Buth@web.de

¹ M. Atoji and W. N. Lipscomb, *Acta. Cryst.* **7**, 173 (1954).

² S. P. Habuda and Y. V. Gagarinsky, *Acta. Cryst.* **B27**, 1677 (1971).

³ P. Otto and E. O. Steinborn, *Solid State Communications* **58**, 281 (1986).

⁴ I. Panas, *Int. J. Quantum Chem.* **46**, 109 (1993).

⁵ S. Berski and Z. Latajka, *J. Mol. Struct.* **450**, 259 (1998).

⁶ E. Sándor and R. F. C. Farrow, *Nature* **213**, 171 (1967).

⁷ E. Sándor and R. F. C. Farrow, *Nature* **215**, 1265 (1967).

⁸ W. C. Hamilton and J. A. Ibers, *Hydrogen bonding in solids* (Benjamin, New York, Amsterdam, 1968).

⁹ L. Pauling, *The nature of the chemical bond and the structure of molecules and crystals* (Cornell University Press, Ithaca (New York), 1993), 3rd ed., ISBN 0-8014-0333-2.

¹⁰ S. Scheiner, *Hydrogen bonding—A theoretical perspective* (Oxford University Press, New York, Oxford, 1997), ISBN 0-19-509011-X.

¹¹ D. Hadži, ed., *Theoretical treatments of hydrogen bonding* (John Wiley & Sons, Chichester, New York, 1997), ISBN 0-471-97395-5.

¹² A. Karpfen, in *Adv. Chem. Phys.*, edited by I. Prigogine and S. A. Rice (John Wiley & Sons, New York, 2002), vol. 123, pp. 469–510.

¹³ A. Blumen and C. Merkel, *Solid State Commun.* **20**, 755 (1976).

- ¹⁴ A. Blumen and C. Merkel, *phys. stat. sol. (b)* **83**, 425 (1977).
- ¹⁵ A. Blumen and C. Merkel, *Chem. Phys. Lett.* **45**, 47 (1977).
- ¹⁶ C.-M. Liegener and J. J. Ladik, *Phys. Rev. B* **35**, 6403 (1987).
- ¹⁷ S. Berski and Z. Latajka, *J. Mol. Struct. (Theochem)* **389**, 147 (1997).
- ¹⁸ S. Berski and Z. Latajka, *Polish J. Chem.* **72**, 1540 (1998).
- ¹⁹ C. Buth and B. Paulus, *Chem. Phys. Lett.* **398**, 44 (2004), arXiv:cond-mat/0408243.
- ²⁰ C. Buth, Dissertation, Technische Universität Dresden, 01062 Dresden, Germany (2005), nbn-resolving.de/urn:nbn:de:swb:14-1132580113554-34509.
- ²¹ C. Buth and B. Paulus, *Phys. Rev. B* **74**, 045122 (2006), arXiv:cond-mat/0601470.
- ²² A. Zunger, *J. Chem. Phys.* **63**, 1713 (1975).
- ²³ A. Shukla, M. Dolg, H. Stoll, and P. Fulde, *Chem. Phys. Lett.* **262**, 213 (1996).
- ²⁴ A. Shukla, M. Dolg, P. Fulde, and H. Stoll, *Phys. Rev. B* **57**, 1471 (1998).
- ²⁵ C. Buth (2006), arXiv:cond-mat/0610356.
- ²⁶ C. Buth, U. Birkenheuer, M. Albrecht, and P. Fulde, *Phys. Rev. B* **72**, 195107 (2005), arXiv:cond-mat/0409078.
- ²⁷ J. Schirmer, *Phys. Rev. A* **26**, 2395 (1982).
- ²⁸ J. Schirmer, L. S. Cederbaum, and O. Walter, *Phys. Rev. A* **28**, 1237 (1983).
- ²⁹ M. S. Deleuze, *Int. J. Quantum Chem.* **93**, 191 (2003).
- ³⁰ L. S. Cederbaum, W. Domcke, J. Schirmer, and W. von Niessen, in *Adv. Chem. Phys.*, edited by I. Prigogine and S. A. Rice (John Wiley & Sons, New York, 1986), vol. 65, pp. 115–159.
- ³¹ C. Buth, R. Santra, and L. S. Cederbaum, *J. Chem. Phys.* **119**, 7763 (2003), arXiv:physics/0306123.
- ³² M. Deleuze, J. Delhalle, B. T. Pickup, and J.-L. Calais, *Phys. Rev. B* **46**, 15668 (1992).
- ³³ M. Deleuze and L. S. Cederbaum, *Int. J. Quantum Chem.* **63**, 465 (1996).
- ³⁴ M. S. Deleuze and L. S. Cederbaum, *Phys. Rev. B* **53**, 13326 (1996).
- ³⁵ M. S. Deleuze and L. S. Cederbaum, *J. Chem. Phys.* **105**, 7583 (1996).
- ³⁶ M. S. Deleuze, M. G. Giuffreda, J.-P. François, and L. S. Cederbaum, *J. Chem. Phys.* **111**, 5851 (1999).
- ³⁷ P. Fulde, *Electron correlations in molecules and solids*, vol. 100 of *Springer series in solid-state sciences* (Springer, Berlin, 1995), 3rd ed., ISBN 3-540-59364-0.
- ³⁸ P. Fulde, *Adv. Phys.* **51**, 909 (2002).
- ³⁹ C. Buth, *CO-ADC user's manual*, Max-Planck-Institut für Physik komplexer Systeme, Nöthnitzer Straße 38, 01187 Dresden, Germany (2004), with contributions by Martin Albrecht, Hans-Dieter Meyer, and Thomas Sommerfeld, Version 1.0.0, planet.pks.mpg.de/trac/co-adc.
- ⁴⁰ N. W. Ashcroft and N. D. Mermin, *Solid state physics* (Cole, London, 1976), ISBN 0-03-083993-9.
- ⁴¹ C. Pisani, R. Dosevi, and C. Roetti, *Hartree-Fock ab initio treatment of crystalline systems*, vol. 48 of *Lecture notes in chemistry* (Springer, Berlin, Heidelberg, 1988), ISBN 3-540-19317-0.
- ⁴² J. J. Ladik, *Quantum theory of polymers as solids* (Plenum Press, New York, London, 1988), ISBN 0-306-42434-7.
- ⁴³ J. Callaway, *Quantum theory of the solid state* (Academic Press, Boston, 1991), 2nd ed., ISBN 0-12-155203-9.
- ⁴⁴ C. Pisani, ed., *Quantum-mechanical ab initio calculation of the properties of crystalline materials*, vol. 67 of *Lecture notes in chemistry* (Springer, Berlin, Heidelberg, 1996), ISBN 3-540-61645-4.
- ⁴⁵ J. J. Ladik, *Phys. Rep.* **313**, 171 (1999).
- ⁴⁶ A. Szabo and N. S. Ostlund, *Modern quantum chemistry: Introduction to advanced electronic structure theory* (McGraw-Hill, New York, 1989), 1st, revised ed., ISBN 0-486-69186-1.
- ⁴⁷ R. McWeeny, *Methods of molecular quantum mechanics* (Academic Press, London, 1992), 2nd ed., ISBN 0-12-486551-8.
- ⁴⁸ T. Helgaker, P. Jørgensen, and J. Olsen, *Molecular electronic structure theory* (John Wiley & Sons, Chichester, New York, 2000), ISBN 0-471-96755-6.
- ⁴⁹ R. D. Mattuck, *A guide to Feynman diagrams in the many-body problem* (McGraw-Hill, New York, 1976), 2nd ed., ISBN 0-07-040954-4.
- ⁵⁰ A. L. Fetter and J. D. Walecka, *Quantum theory of many-particle systems*, International series in pure and applied physics, edited by Leonard I. Schiff (McGraw-Hill, New York, 1971).
- ⁵¹ E. K. U. Gross, E. Runge, and O. Heinonen, *Many-particle theory* (Adam Hilger, Bristol, 1991), ISBN 0-7503-0155-4.
- ⁵² J.-L. Calais, B. T. Pickup, M. Deleuze, and J. Delhalle, *Eur. J. Phys.* **16**, 179 (1995).
- ⁵³ L. S. Cederbaum and W. Domcke, in *Adv. Chem. Phys.*, edited by I. Prigogine and S. A. Rice (John Wiley & Sons, New York, 1977), vol. 36, pp. 205–344.
- ⁵⁴ W. von Niessen, P. Tomasello, J. Schirmer, L. S. Cederbaum, R. Cambi, F. Tarantelli, and A. Sgamellotti, *J. Chem. Phys.* **92**, 4331 (1992).
- ⁵⁵ J. Schirmer and G. Angonoa, *J. Chem. Phys.* **91**, 1754 (1989).
- ⁵⁶ H.-G. Weikert, H.-D. Meyer, L. S. Cederbaum, and F. Tarantelli, *J. Chem. Phys.* **104**, 7122 (1996).
- ⁵⁷ M. Deleuze, M. K. Scheller, and L. S. Cederbaum, *J. Chem. Phys.* **103**, 3578 (1995).
- ⁵⁸ M. Deleuze, J. Delhalle, B. T. Pickup, and J.-L. Calais, *Adv. Quantum Chem.* **26**, 35 (1995).
- ⁵⁹ M. Nooijen and R. J. Bartlett, *Int. J. Quantum Chem.* **63**, 601 (1997).
- ⁶⁰ J.-Q. Sun and R. J. Bartlett, *J. Chem. Phys.* **106**, 5554 (1997).
- ⁶¹ J.-Q. Sun and R. J. Bartlett, *Phys. Rev. Lett.* **80**, 349 (1998).
- ⁶² T. Sommerfeld and H.-D. Meyer (2004), private communication.
- ⁶³ H.-D. Meyer and S. Pal, *J. Chem. Phys.* **91**, 6195 (1989).
- ⁶⁴ T. Sommerfeld and F. Tarantelli, *J. Chem. Phys.* **112**, 2106 (2000).
- ⁶⁵ K. P. Huber and G. H. Herzberg, *Molecular spectra and molecular structure. IV. Constants of diatomic molecules* (Van Nostrand-Reinhold, New York, 1979).
- ⁶⁶ N. Wiberg, A. F. Holleman, and E. Wiberg, *Inorganic chemistry* (Academic Press, New York, 2001), ISBN 0-123-52651-5.
- ⁶⁷ T. H. Dunning, Jr., *J. Chem. Phys.* **90**, 1007 (1989).
- ⁶⁸ D. E. Woon and T. H. Dunning, Jr., *J. Chem. Phys.* **98**, 1358 (1993).
- ⁶⁹ Basis sets were obtained from the Extensible Computational Chemistry Environment Basis Set Database,

- Version 02/25/04, as developed and distributed by the Molecular Science Computing Facility, Environmental and Molecular Sciences Laboratory which is part of the Pacific Northwest Laboratory, P.O. Box 999, Richland, Washington 99352, USA, and funded by the U.S. Department of Energy. The Pacific Northwest Laboratory is a multiprogram laboratory operated by Battelle Memorial Institute for the U.S. Department of Energy under contract No. DE-AC06-76RLO 1830. Contact David Feller or Karen Schuchardt for further information.
- ⁷⁰ M. Albrecht (2004), private communication.
 - ⁷¹ P. Pulay, Chem. Phys. Lett. **100**, 151 (1983).
 - ⁷² S. Saebø and P. Pulay, Annu. Rev. Phys. Chem. **44**, 213 (1993).
 - ⁷³ C. Hampel and H.-J. Werner, J. Chem. Phys. **104**, 6286 (1996).
 - ⁷⁴ P. Knowles, M. Schütz, and H.-J. Werner, in *Modern methods and algorithms of quantum chemistry*, edited by J. Grotendorst (John von Neumann Institute for Computing, Jülich, 2000), vol. 3 of *NIC series*, pp. 97–179, ISBN 3-00-005834-6, www.fz-juelich.de/nic-series.
 - ⁷⁵ W. von Niessen, J. Schirmer, and L. S. Cederbaum, Comp. Phys. Rep. **1**, 57 (1984).
 - ⁷⁶ GAMESS-UK is a package of *ab initio* programs written by M. F. Guest, J. H. van Lenthe, J. Kendrick, K. Schoffell, and P. Sherwood, with contributions from R. D. Amos, R. J. Buenker, H. J. J. van Dam, M. Dupuis, N. C. Handy, I. H. Hillier, P. J. Knowles, V. Bonacic-Koutecky, W. von Niessen, R. J. Harrison, A. P. Rendell, V. R. Saunders, A. J. Stone, D. J. Tozer, and A. H. de Vries. The package is derived from the original GAMESS code due to M. Dupuis, D. Spangler and J. Wendoloski, NRCC Software Catalog, Vol. 1, Program No. QG01 (GAMESS), 1980.
 - ⁷⁷ F. Tarantelli (2006), private communication.
 - ⁷⁸ S. Feuerbacher, T. Sommerfeld, R. Santra, and L. S. Cederbaum, J. Chem. Phys. **118**, 6188 (2003).
 - ⁷⁹ M. Albrecht, P. Fulde, and H. Stoll, Chem. Phys. Lett. **319**, 355 (2000).
 - ⁸⁰ V. Bezugly and U. Birkenheuer, Chem. Phys. Lett. **399**, 57 (2004), arXiv:cond-mat/0407382.
 - ⁸¹ J. Gräfenstein, H. Stoll, and P. Fulde, Chem. Phys. Lett. **215**, 611 (1993).
 - ⁸² J. Gräfenstein, H. Stoll, and P. Fulde, Phys. Rev. B **55**, 13588 (1997).
 - ⁸³ R. Santra, J. Zobeley, and L. S. Cederbaum, Phys. Rev. B **64**, 245104 (2001).
 - ⁸⁴ G. Öhrwall, M. Tchapyguine, M. Lundwall, R. Feifel, H. Bergersen, T. Rander, A. Lindblad, J. Schulz, S. Peredkov, S. Barth, et al., Phys. Rev. Lett. **93**, 173401 (2004).
 - ⁸⁵ C. Buth, R. Santra, and L. S. Cederbaum, J. Chem. Phys. **119**, 10575 (2003), arXiv:physics/0303100.
 - ⁸⁶ J. Zobeley, L. S. Cederbaum, and F. Tarantelli, J. Chem. Phys. **108**, 9737 (1998).
 - ⁸⁷ M. Deleuze, J. Delhalle, and J.-M. André, Int. J. Quantum Chem. **41**, 243 (1991).
 - ⁸⁸ J. V. Ortiz and V. G. Zakrzewski, J. Chem. Phys. **100**, 6614 (1994).
 - ⁸⁹ A. Golod, M. S. Deleuze, and L. S. Cederbaum, J. Chem. Phys. **110**, 6014 (1999).
 - ⁹⁰ M. S. Deleuze and L. S. Cederbaum, Adv. Quantum Chem. **35**, 77 (1999).
 - ⁹¹ S. Suhai, Phys. Rev. B **27**, 3506 (1983).
 - ⁹² C.-M. Liegener, J. Phys. C **18**, 6011 (1985).
 - ⁹³ S. Hirata and R. J. Bartlett, J. Chem. Phys. **112**, 7339 (2000).
 - ⁹⁴ R. Pino and G. E. Scuseria, J. Chem. Phys. **121**, 2553 (2004).
 - ⁹⁵ This theory (and its derivatives) has been applied successfully to infinite chains by a number of authors.^{42,45,91,92,93,94} Note that we referred to it as outer valence Green's functions (OVGFs) in Refs. 20,26. Yet this denomination indicated only the underlying approximations of OVGFs, i.e., a perturbation expansion of the self-energy in conjunction with a diagonal Green's function matrix, but not the renormalization involved.^{53,75} Hence, this nomenclature is imprecise and shall be discontinued.
 - ⁹⁶ In Refs. 19,20, the cc-pVDZ basis set^{67,68,69} was found to yield rather inaccurate ground-state binding energies of $(\text{HF})_\infty$ and $(\text{HCl})_\infty$ chains; they deviated in both cases by ≈ 0.05 eV from the best value for the binding energy [Tab. 4 of Ref. 19]. In this study, however, such accuracy of the energy levels would be very good. By these numbers, we do not want at all to imply that the computations presented here are that accurate but rather indicate the significantly lowered demands to the quality of the basis set. The difference between the results from ADC(2,2) computations and the ADC(3) method²⁸ in Tabs. I and II is typically larger than the basis set error for the ground-state binding energy.
 - ⁹⁷ The intermediate overcompleteness of the virtual space representation is inherent to the projected atomic orbital theory. It is resolved in the WANNIER program^{23,24} following Werner and co-workers^{73,74} by removing the projected atomic orbitals which correspond to the smallest eigenvalues of the overlap matrix formed in the origin cell.^{20,70}
 - ⁹⁸ This observation can be compared to studies of the ionization spectra of the xenon fluorides where a shift of the inner valence (and core) IPs to lower energies is observed with increasing number of fluorine ligands. There it is traced back to the fact that the addition of fluorine atoms leads to a reduced screening of the nuclear charge of the xenon atom.³¹
 - ⁹⁹ As all calculations with WANNIER^{23,24} and CO-ADC³⁹ are performed without enforcing the rod group symmetry of the chains explicitly in the equations, a tiny artificial splitting of the energy levels occurs at the X point due to a minute breaking of the symmetry. We remove it by computing the arithmetic mean between pairs of should-be degenerate energy levels in Tabs. III and IV.
 - ¹⁰⁰ Due to the fact that the pseudocanonical Wannier orbitals are delocalized over the unit cell,^{23,24} the entire cell has to be treated as the smallest unit for configuration selection. Hence, the application of the very fine grained selection criterion of Refs. 20,26 is not sensible here.