

Nonlocal spectral properties of disordered alloys

G. M. Batt and D. A. Rowlands

H. H. Wills Physics Laboratory, University of Bristol, Bristol BS8 1TL, U.K.

Abstract.

A general method is proposed for calculating a fully k -dependent, continuous, and causal spectral function $A(k;E)$ within the recently introduced nonlocal version of the coherent-potential approximation (NLCPA). The method involves the combination of both periodic and anti-periodic solutions to the associated cluster problem and also leads to correct bulk quantities for small cluster sizes. We illustrate the method by investigating the Fermi surface of a two-dimensional alloy. Dramatically, we find a smeared electronic topological transition not predicted by the conventional CPA.

PACS numbers: 71.23-k, 71.15-m

Submitted to: J. Phys.: Condens. Matter

1. Introduction

The coherent-potential approximation (CPA) [1] is a successful and widely used theory of dealing with disordered solids. However, the CPA does have a serious limitation in that it is only a single-site mean-field theory of disorder and hence unable to treat multi-site correlations in the ensemble of disorder configurations. However, this long-standing problem has recently been addressed by the development of the nonlocal coherent-potential approximation (NLCPA) [2], a cluster mean-field theory which provides systematic corrections to the CPA. It was introduced as the static version of the dynamical cluster approximation (DCA) [3, 4] used to describe short-range correlations in strongly-correlated electron systems, and has been implemented both for model Hamiltonians [2, 5, 6] and within first-principles density functional theory [7, 8, 9]. Notably, in contrast to earlier cluster theories [10] and supercell calculations, the NLCPA preserves the full translational symmetry of the underlying lattice. Significantly, this highly desirable attribute means the NLCPA could be used to study nonlocal effects on spectral properties of disordered systems. Indeed, the spectral function $A_B(k;E)$ for metallic alloys is of general interest because its peaks define the Fermi surface. For an ordered system these peaks are delta functions, however for a substitutionally disordered alloy they have finite heights and widths $\propto l^{-1}$, where l is the coherence length at the Fermi energy E_F . The shapes of such Fermi surfaces can be determined from two-dimensional Angular Correlation of (Positron) Annihilation Radiation (2D-ACAR) experiments [11], and, since they drive various ordering processes [12] and are subject to observable topological changes [13, 14], their theoretical description is an important area in alloy physics. One of the main

objectives of this paper is to introduce a method for calculating the spectral function within the NLCPA and to demonstrate its use by explicit calculations for the Fermi surface of a tight-binding model alloy.

Recall that for such a tight-binding model alloy, the configurational average over all possible disorder configurations is represented by a translationally-invariant effective medium characterized by the exact self-energy $\Sigma(k)$. By mapping to a self-consistent single-site impurity problem, the conventional CPA neglects correlations beyond a single site and hence yields a single-site self-energy that has no dependence on momentum k . The idea of the NLCPA is to systematically restore this neglected k -dependence by replacing the conventional single-site impurity with an ensemble of impurity cluster configurations, thus providing systematic corrections to the CPA as the cluster size increases. Unlike previous cluster theories, the NLCPA preserves translational-invariance by imposing Born-von Karman (periodic) boundary conditions on the cluster. However, a consequence of this is that the resulting effective medium is characterized by a self-energy $\Sigma(K)$ which is a step function in k -space, with the number of steps centred at the points K equal to the number of sites in the cluster. This naturally leads to a spectral function with discontinuities at the jumps, which in turn leads for example to an unphysical Fermi surface.

Furthermore, it has recently been explicitly shown [6] that the NLCPA results are different if anti-periodic [4, 6] Born-von Karman boundary conditions are imposed on the same cluster instead of the conventional periodic boundary conditions. The periodic and anti-periodic results only become equivalent as the cluster size N_c is increased to some critical value which depends on the model in question. In fact, below this critical value of N_c it has been explicitly shown that the periodic and anti-periodic solutions on their own are unphysical due to the discontinuities, i.e. not sufficient to yield a meaningful density of states [6].

In this paper we introduce a new method for implementing the NLCPA which resolves all the issues above. It involves the combination of both periodic and anti-periodic solutions to the NLCPA and should be used for cluster sizes smaller than the critical value. It yields a fully k -dependent, continuous, and causal spectral function $A(k; E)$, together with a meaningful density of states.

The outline of this paper is as follows. First, we briefly summarise the idea of the NLCPA in section 2.1. Then, in section 2.2 the concept of periodic and anti-periodic Born-von Karman boundary conditions is described in detail, and the key idea of the new method for implementing the NLCPA is introduced. The strict criteria that the new method must satisfy are outlined in 2.3, and the formalism is detailed in section 2.4. To test the validity of the new method, section 3.1 describes an application to a simple 1D tight-binding model in order to compare with known results. Following this, we apply the method to a 2D tight-binding model in section 3.2 and investigate the Fermi surface. Finally we conclude in section 4.

2. Formalism

2.1. Brief summary of the NLCPA

Consider a general tight-binding model binary alloy defined by a hopping amplitude W_{ij} and site energies V_A and V_B . In terms of the site occupation numbers σ_i which take on values of 0 and 1 depending on whether the site is occupied by an A-atom or

a B-atom, the usual Green's function $G_{ij}(E)$ satisfies the equation

$$\sum_{ij} [E \delta_{ij} - V_{ij} - W_{ij}] G_{ij} = 0 \quad (1)$$

where $V_i = \epsilon_i V_A + (1 - \epsilon_i) V_B$ and E is the energy. We are interested in the average of $G_{ij}(E)$ over all possible disorder configurations $\langle \dots \rangle$. Here it is useful to introduce the concept of an effective medium, and rewrite the average Green's function in terms of the exact self-energy Σ_{ij} which is translationally-invariant. In essence it replaces the substitutional disorder at each lattice site. By applying a Fourier transform to such translationally-invariant quantities we obtain

$$\overline{G}(k) = [E - W(k) - \Sigma(k)]^{-1} \quad (2)$$

where a is the lattice constant and $W(k)$, $\Sigma(k)$ are the hopping and exact self-energy respectively in reciprocal space. In the interests of clarity, the energy dependence of all Green's functions on energy will be implicitly defined as in (2) for the remainder of this paper.

In the single-site CPA the self-energy is k -independent and the purpose of the NLCPA is to systematically restore this neglected k -dependence. As explained in [2, 6] the idea is to coarse-grain the function $\Sigma(k)$ over a set of N_c tiles which divide up the Brillouin zone of the underlying lattice. If these tiles are centred at a set of N_c points \mathbf{k}_n then this results in a function $\Sigma(\mathbf{k}_n)$ which is a step function in k -space. The NLCPA is able to determine the function $\Sigma(\mathbf{k}_n)$ by mapping to a self-consistent embedded cluster problem, where the cluster of N_c sites has Born-von Karman (periodic) boundary conditions imposed. This means the real-space cluster sites \mathbf{r}_I and corresponding cluster momenta \mathbf{k}_n are related by the Fourier transform

$$\frac{1}{N_c} \sum_{\mathbf{k}_n} \sum_{\mathbf{r}_I} e^{i\mathbf{k}_n \cdot (\mathbf{r}_I - \mathbf{r}_J)} = 1 \quad (3)$$

where $n = 1, \dots, N_c$. This relation is key to constructing an algorithm to determine the medium (see [2] for full details). After convergence of the algorithm, the NLCPA approximation to the exact average Green's function (2) is given by

$$\overline{G}(k) = [E - W(k) - \Sigma(\mathbf{k}_n)]^{-1} \quad (4)$$

where $\Sigma(\mathbf{k}_n)$ takes its appropriate value within each reciprocal-space tile n . Clearly the effect of coarse-graining the self-energy has been to reduce its range in real space (although physics on a longer length scale is treated at the mean-field level), however translational invariance is always preserved.

Unfortunately, as mentioned in the introduction, the fact that $\Sigma(\mathbf{k}_n)$ takes its appropriate value within each reciprocal-space tile in (4) means that discontinuities have been introduced at the tile boundaries, leading for example to an unphysical Fermi surface.

2.2. Idea of the new method

In order to remove the discontinuities in $\overline{G}(k)$ described above, an idea would be simply to interpolate the self-energy $\Sigma(\mathbf{k}_n)$ to a smooth function $\Sigma(k)$ in such a way as to preserve the number of states. However, the problem with such an approach is that new information (e.g. structure in the DOS) would be inferred. A second problem is that of preserving causality. For example previous attempts have been made (within

the DCA) [15] to interpolate the self-energy via schemes such as the maximum entropy method (MEM). However, although the MEM is guaranteed to be causal, it can only be used to add a finite number of points to a data distribution, after which it adds spurious structure. One must use a secondary interpolation to fill in the gaps left by the MEM e.g. Akima spline as used in the DCA [15]. However such spline interpolations are well known to overshoot the interpolation in some circumstances [16], and particularly when the data set used for the interpolation is rapidly varying the spline may violate causality. To overcome this, more data points are required and hence a bigger cluster size, but one is still not ensured a causal interpolation for all cases. Furthermore, in the case of first-principles alloy calculations [7, 8, 9] we are particularly interested in large deviations from the CPA in k -space where the self-energy will vary rapidly since only small clusters are computationally viable at the present time.

In this paper a different approach to the problem is introduced. First recall that in previous NLCPA calculations to date, periodic Born-von Karman boundary conditions have been applied to the cluster. This essentially means reducing the size of a conventional lattice with Born-von Karman boundary conditions to contain only a cluster of N_c sites, so that the edges of the cluster map round to the other end in each dimension e.g.

$$\overline{G}(R_x + L_x; R_y + L_y; R_z + L_z) = \overline{G}(R_x; R_y; R_z) \quad (5)$$

for the cluster Green's function, where L_i is the length of the cluster along direction i . Since the lattice constant is unchanged, the boundaries of the BZ will remain the same, however it will now contain only N_c evenly spaced k points referred to as the set of cluster momenta fK_n . Thus the conventional lattice Fourier transform used in the $N_c \rightarrow 1$ limit reduces to the cluster Fourier transform given by (3). However, as mentioned in the introduction, for a given cluster there are another set of cluster momenta fK_n satisfying (3) corresponding to anti-periodic [4, 6] Born-von Karman boundary conditions so that quantities such as the cluster Green's function at the edges of the cluster map back to minus the value at the other end i.e.

$$\overline{G}(R_x + L_x; R_y + L_y; R_z + L_z) = -\overline{G}(R_x; R_y; R_z) \quad (6)$$

As an example, the periodic and anti-periodic set of cluster momenta for a 2D square lattice with $N_c = 4$ are shown in figure 1, labelled as fK_n^P and fK_n^{AP} respectively. Permutations of periodic and anti-periodic conditions along each axis are also possible, for example periodic along the x -axis and anti-periodic along the y -axis and vice-versa. These are shown in figure 1 for the same example and are labelled as $fK_n^{P_x AP_y}$ and $fK_n^{AP_x P_y}$ respectively.

Next, recall that it has recently been explicitly shown [6] that for a given cluster the NLCPA results change with respect to the choice of fK_n . Any theory with a choice of boundary condition must be invariant in its predictions of bulk properties [17] and hence at present the NLCPA can only be perceived as a unique theory above some critical value of N_c , which depends on the model in question. Moreover, below this critical value of N_c it has been explicitly shown that the periodic and anti-periodic DOS results on their own are not meaningful due to the discontinuities [6]. The main idea of the method introduced in this paper is to appropriately combine the results obtained with the various boundary conditions to give a unique and meaningful result for any given cluster.

First note that, significantly, the set of K_n points associated with each boundary condition is shifted compared to the others so that no overlap occurs. This can be

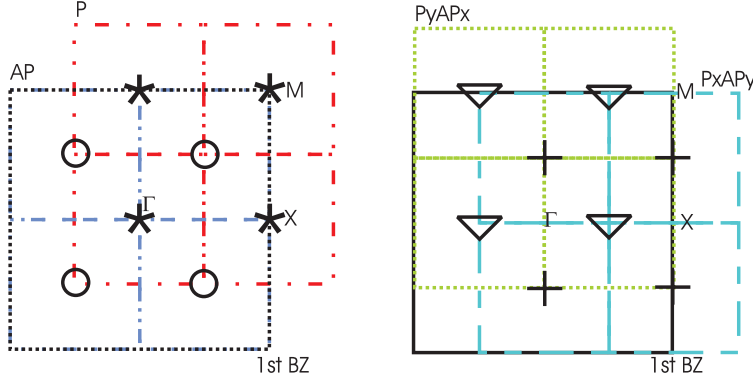


Figure 1. (colour online) Shown (left) are the sets of cluster momenta fk_n^P (denoted by asterisk) and fk_n^{AP} (denoted by circles) centred at their corresponding tiles. Shown (right) are the sets fk_n^{PyAPx} (denoted by plus) and fk_n^{PxAPy} (denoted by triangles) centred at their corresponding tiles. Note that Γ is situated at $(0;0)$, X is situated at $(0; \frac{\pi}{a})$ and $(\frac{\pi}{a}; 0)$, and M is situated at $(\frac{\pi}{a}; \frac{\pi}{a})$.

clearly seen in figure 1 for the 2D square lattice example. Next, let us label the Green's function (given by (4)) obtained using a particular boundary condition by $\overline{G}_i(k)$ and its corresponding set of cluster momenta by $fk_n g_i$, where $i = P; AP; PxAPy; PyAPx ::$ etc. Note that on account of the coarse-graining procedure outlined in section 2.1, by construction $\overline{G}_i(k)$ is a better approximation to the exact result in the region of reciprocal space close to each of the points $fk_n g_i$ (in fact other $\overline{G}_j(k)$ with $j \neq i$ have discontinuities at $fk_n g_i$). This suggests that one should construct a new Green's function $\overline{G}_M(k)$ which follows each $\overline{G}_i(k)$ close to each of its corresponding set of cluster momenta $fk_n g_i$ only, smoothly joining up with the other $\overline{G}_i(k)$ close to their set of $fk_n g_i$. Such a combined solution $\overline{G}_M(k)$ is guaranteed to be causal since it will always lie between causal extremes $\overline{G}_i(k)$. Furthermore, the problem of discontinuities is automatically removed since no solution would be followed where it has a discontinuity.

In addition to yielding a new mixed Green's function $\overline{G}_M(k)$ which is fully k -dependent with no discontinuities, observe that the method effectively increases the number of tiles dividing up the BZ. This leads to a better sampling of the BZ and is thus expected to yield meaningful bulk quantities such as density of states. The strict criteria that the method must satisfy are outlined in the next section.

2.3. Formalism : Introduction of continuous k -dependence

In section 2.2 it was proposed that a new unique solution (Green's function) may be constructed by combining solutions associated with the different choices of $fk_n g$. We propose the following criteria that the combined solution $\overline{G}_M(k)$ must obey:

- (i) Follow the individual solutions through their associated K_n -points (hence yielding a meaningful DOS).
- (ii) Be based on a well founded mathematical principle such as the variational principle.

- (iii) Yield a spectral function $A_B(k)$ with no discontinuities.
- (iv) Be causal everywhere in k -space.
- (v) Conserve the total number of electron states N .
- (vi) Retain the point-group symmetry of the lattice.

Here we propose that a general mixed solution $\bar{G}_M(k)$ satisfying all the above criteria may be written in the form

$$\bar{G}_M(k) = \sum_i \alpha_i(k) \bar{G}_i(k) \quad (7)$$

where $\alpha_i(k)$ is the mixing parameter of the solution $\bar{G}_i(k)$ defined by (4), with $i = P, AP, \dots$ etc. This mixing parameter is generally k -dependent with range

$$0 \leq \alpha_i(k) \leq 1 \quad (8)$$

and must satisfy

$$\sum_i \alpha_i(k) = 1 \quad (9)$$

For example, for the case of a 2D square lattice the new Green's function may be written as

$$\begin{aligned} \bar{G}_M(k) = & \alpha_P(k) \bar{G}_P(k) + \alpha_{AP}(k) \bar{G}_{AP}(k) \\ & + \alpha_{P_y A P_x}(k) \bar{G}_{P_y A P_x}(k) + \alpha_{P_x A P_y}(k) \bar{G}_{P_x A P_y}(k) \end{aligned} \quad (10)$$

where each $\alpha_i(k)$ is to be determined. The new Green's function $\bar{G}_M(k)$ will obviously yield a new set of bulk properties and a unique DOS with its own Fermi energy E_F . The spectral function can then be defined in terms of $\bar{G}_M(k)$ by

$$A_B^M(k) = -\frac{1}{\pi} \text{Im} \bar{G}_M(k) \quad (11)$$

Using $\bar{G}_M(k)$, a new self-energy $\Sigma_M(k)$ may also be defined from Dyson's equation

$$\Sigma_M(k) = G_0^{-1}(k) - \bar{G}_M^{-1}(k) \quad (12)$$

In Appendix A it is shown that $\bar{G}_M(k)$ satisfies criteria (iv) and (v) above for any set of mixing parameters $\alpha_i(k)$ satisfying (8) and (9). Next, in section 2.4 it is shown generally how to choose a specific set of $\alpha_i(k)$ so that the remaining criteria are satisfied.

2.4. Formalism : Choice of $\alpha_i(k)$

Given the functional requirements described in section 2.3 that the $\alpha_i(k)$ must satisfy, one may narrow down a choice of suitable functions. First, $\bar{G}_M(k)$ must follow each $\bar{G}_i(k)$ as close as possible to its associated set of cluster momenta $\mathbf{k}_n \mathbf{g}_i$. As explained in section 2.2 and is clear from figure 1, this enables one to remove all discontinuities since no solution will be followed at its corresponding tile boundary where the discontinuities occur. Specially, $\bar{G}_i(k)$ must equal zero at the tile boundaries associated with its $\mathbf{k}_n \mathbf{g}_i$ and so each $\alpha_i(k)$ must be a function that is equal to 1 in the tile centres $\mathbf{k}_n \mathbf{g}_i$ and smoothly change to a value of $\alpha_i(k) = 0$ on the tile boundaries. Thus the discontinuities in $\bar{G}_i(k)$ are removed by cancellation with $\alpha_i(k)$. $\bar{G}_i(k)$ must also be a periodic function in k -space with the same periodicity as $\mathbf{k}_n \mathbf{g}_i$. Therefore $\alpha_i(k)$ should be expandable in a Fourier series made up of terms

from (3). We also want to base our choice on a mathematical principle that gives a unique solution.

Generally for this system we can define a potential that is proportional to the density of states (DOS)

$$V_i(k) = \frac{1}{N} \sum_j \overline{G}_j(k) \overline{G}_i(k) \quad (13)$$

For example if a power of the system energy E^n is used as the proportionality factor one can immediately see that the moments (e.g. band energy) will be directly affected by the choice of $\overline{G}_i(k)$. Hence, the choice of $\overline{G}_i(k)$ cannot be considered arbitrary, one must aim to minimize through $\overline{G}_i(k)$. At any point in k -space there will be an associated potential

$$V_i(k) = \overline{G}_i(k) \quad (14)$$

between $\overline{G}_M(k)$ and $\overline{G}_i(k)$. Each $\overline{G}_i(k)$ has well defined limits, since at its K_n points it should be at a minimum, where the NLCPA coarse-grained $\overline{G}_i(K_n)$ are considered best. Also it will be a maximum on the tile boundary where $\overline{G}_i(K_n)$ is undefined and is at its worst. From section 2.3, $\overline{G}_i(k)$ is independent of the value $\overline{G}_i(k)$, and hence our mixing potential (14) will have the same proportionality factor for each $\overline{G}_i(k)$ which we can denote by the value α . The total potential of $\overline{G}_i(k)$ is hence given by

$$V(k) = \sum_i \alpha \overline{G}_i(k) \quad (15)$$

Notice that $\overline{G}_i(k)$ at the K_n points will be solely attributed to the associated $\overline{G}_i(k)$ at that point and vice versa on its tile boundary and we have assumed no functional form for $\overline{G}_i(k)$. With the boundary conditions on how each $\overline{G}_i(k)$ must behave well defined we seek to minimize (15). To solve this problem one must notice that (15) can be mapped directly to the potential of a static membrane [18] described by the general solution of the wave equation $u(k)$, related to $\overline{G}_i(k)$ by

$$1 = 2r u(k) \quad r u(k) = \sum_i \overline{G}_i(k) \quad (16)$$

since $1 = 2r u(k) \quad r u(k)$ to a first order is proportional to that of a potential stored in a static membrane [18]. Hence the sum of $\overline{G}_i(k)$ is equal to the differential surface area of the membrane mapped out by $u(k)$. We wish to minimize the total potential $\sum_i \overline{G}_i(k)$ while treating all $\overline{G}_i(k)$ equally. Minimization of (16) gives the well known Euler (Laplace) equation describing wave motion

$$\nabla^2 u(k) = 0 \quad (17)$$

that is solved generally for a membrane of the same dimensions as the tile for the problem i.e. we only allow waves that can propagate according the boundary conditions of $\overline{G}_i(k)$.

Example: 2D square lattice As an example, for the 2D square lattice u has the general form

$$u(k) = A \exp(i(L_x=2)k_x) \exp(i(L_y=2)k_y) \quad (18)$$

where the origin is defined at the Γ -point in the first Brillouin Zone, L_x and L_y are the lengths of the cluster (primitive vectors) along the x and y directions respectively, and A is a complex constant. Substituting (18) into (16) gives

$$\begin{aligned} \chi_i(\mathbf{k}) &= \frac{1}{A} \frac{1}{(L_x=2)^2 + (L_y=2)^2} \\ &\quad [\cos^2((L_x=2)k_x) + \sin^2((L_x=2)k_x)] \\ &\quad [\cos^2((L_y=2)k_y) + \sin^2((L_y=2)k_y)] \\ &= \frac{1}{A} \frac{1}{(L_x=2)^2 + (L_y=2)^2} \\ &\quad [\cos^2((L_x=2)k_x) \cos^2((L_y=2)k_y) \\ &\quad + \sin^2((L_x=2)k_x) \sin^2((L_y=2)k_y) \\ &\quad + \cos^2((L_x=2)k_x) \sin^2((L_y=2)k_y) \\ &\quad + \cos^2((L_y=2)k_y) \sin^2((L_x=2)k_x)] \\ &= \frac{1}{A} \frac{1}{(L_x=2)^2 + (L_y=2)^2} \end{aligned} \quad (19)$$

where $\chi_i(\mathbf{k})$ can now be determined by comparison of (19) and (9) to yield

$$\begin{aligned} \chi_P(\mathbf{k}) &= (\cos((L_x=2)k_x) \cos((L_y=2)k_y))^2 \\ \chi_{AP}(\mathbf{k}) &= (\sin((L_x=2)k_x) \sin((L_y=2)k_y))^2 \\ \chi_{P_yAP_x}(\mathbf{k}) &= (\sin((L_x=2)k_x) \cos((L_y=2)k_y))^2 \\ \chi_{P_xAP_y}(\mathbf{k}) &= (\cos((L_x=2)k_x) \sin((L_y=2)k_y))^2 : \end{aligned} \quad (20)$$

Each $\chi_i(\mathbf{k})$ can be seen to uphold their respective boundary conditions given in section 2.3. Each solution to $\overline{G}_i(\mathbf{k})$ is thus treated equally while removing all discontinuities and minimizing the potential $\chi_i(\mathbf{k})$, and that of $\chi_i(\mathbf{k})$ given the restrictions on $\chi_i(\mathbf{k})$.

Note that each $\chi_i(\mathbf{k})$ smoothly varies between a value of 1 at Γ and 0 at the associated tile boundary and has the same periodicity as the tiling. Also, because the sum over $\chi_i(\mathbf{k})$ in (9) is always satisfied even at the tile boundaries one can see that all discontinuities are removed because the solution remains continuous and bounded (lies in the range between the smallest and largest solutions of $\overline{G}_i(\mathbf{k})$ given by (8)). At the \mathbf{k} -points where there are no Γ points the method will take a mix of $\overline{G}_i(\mathbf{k})$ with weights corresponding to the locality of their Γ points. It is also worth mentioning the limiting cases of $N_c = 1$ and $N_c \rightarrow \infty$. When $N_c = 1$ all $\overline{G}_i(\mathbf{k})$ will equal the same CPA value. This is because there will only be one tile (which encompasses the whole Brillouin Zone) where $\chi_i(\mathbf{k})$ always satisfies (9), thus $\overline{G}_M(\mathbf{k})$ will also equal the CPA value. When N_c approaches infinity all $\overline{G}_i(\mathbf{k})$ will approach the exact solution for $\overline{G}(\mathbf{k})$ given by (2) hence so must $\overline{G}_M(\mathbf{k})$ because (9) bounds them within the range of $\overline{G}_i(\mathbf{k})$. Also note that (18) can be extended to 3-dimensions with the inclusion of a k_z term of the same form of the other dimensions, where all mathematical properties of $\chi_i(\mathbf{k})$ shown for the 2D case will hold.

3. Results

3.1. Validity of the new method

The ideal test case for the validity of the new method is the simple 1D tight-binding model investigated in [6]. This is because in 1D the exact result can be obtained numerically. Also, fluctuations are much more significant in 1D and so detailed structure is expected in the DOS which can be accurately compared with

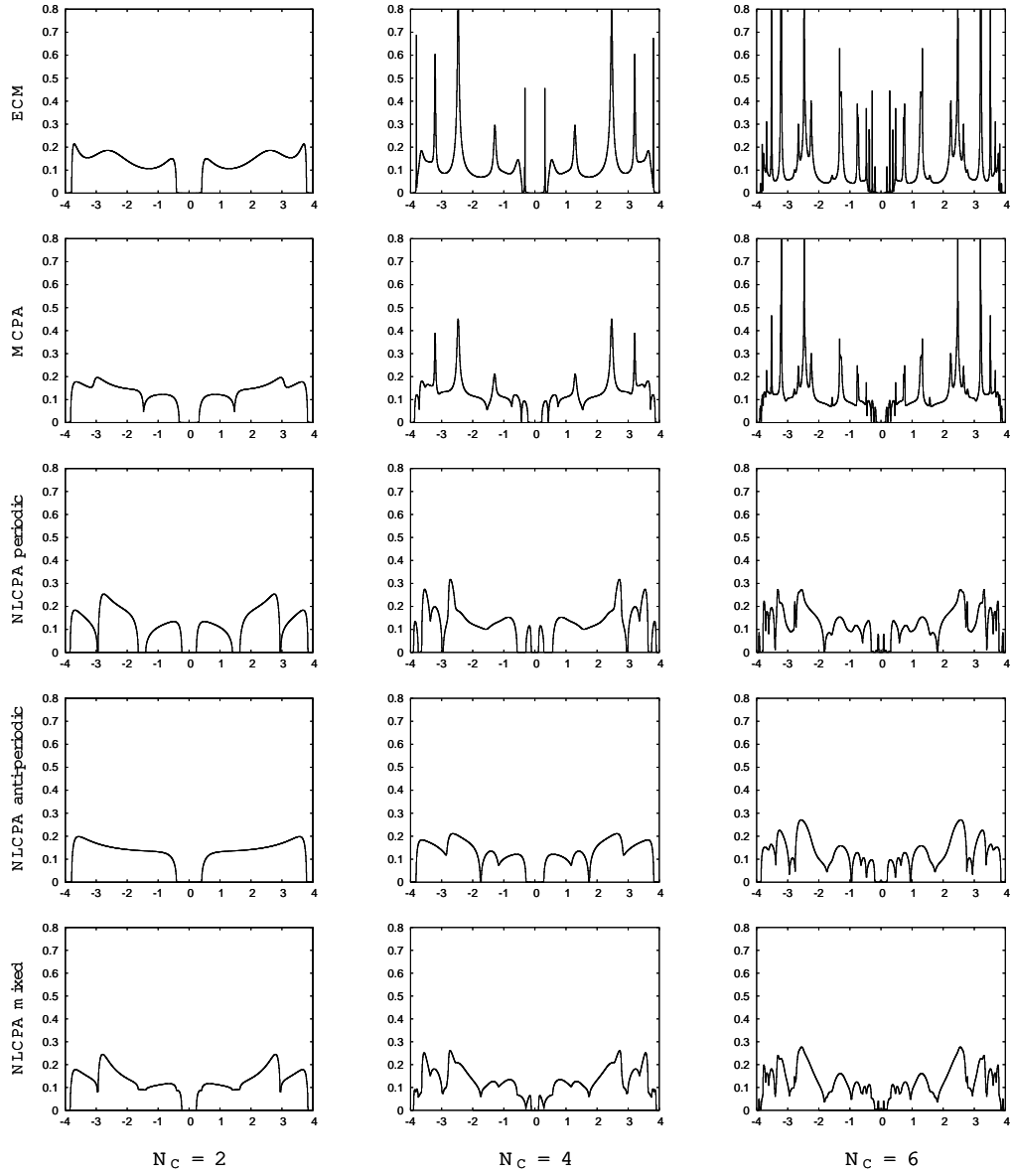


Figure 2. Configurationally-averaged density of states (DOS) per site as a function of energy E for various cluster theories (top to bottom) with cluster sizes $N_c = 2; 4; 6$ ($W = 1; V_i = 2$) (left to right).

both the exact result and other cluster theories such as the embedded cluster method (ECM) [19] and molecular coherent-potential approximation (MCPA) [10]. Indeed, in the absence of chemical short-range order the NLCPA results should be very similar to those of the ECM and MCPA since the effects of self-consistency are less significant in the random case. Note that in 1D there are only two NLCPA boundary conditions that are possible (periodic and anti-periodic) and the new mixed Green's function is given by the simple expression

$$\begin{aligned}\overline{G}_M(k) &= \overline{G}_P(k) \cos^2((L_x=2)k_x) + \overline{G}_{AP}(k) \sin^2((L_x=2)k_x) \\ &= \overline{G}_P(k) \cos^2(N_c a=2)k + \overline{G}_{AP}(k) \sin^2(N_c a=2)k\end{aligned}\quad (21)$$

Figure 3 in [6] shows the exact DOS plot for a random $A_{50}B_{50}$ alloy of constituent site energies $V_A = +2.0$ and $V_B = -2.0$ (or written more concisely $V_i = \pm 2$) with hopping parameter $W = 1.0$, together with the conventional CPA result. Figure 2 in this manuscript shows results for the same model obtained using the ECM, MCPA (averaged over all cluster sites) and the NLCPA for cluster sizes $N_c = 2; 4; 6$. The NLCPA anti-periodic $N_c = 2$ result is the same as the CPA here due to symmetry. First note the large difference between the periodic and anti-periodic NLCPA results for these small cluster sizes. Significantly, both the periodic and anti-periodic results only resemble the ECM and MCPA over particular and different energy regions. Indeed, troughs are present at certain energies which are not seen in either the ECM or MCPA results or the exact result given in figure 3 of [6]. These unphysical features are caused by the discontinuities in the Green's function. On the other hand, the new mixed NLCPA result reassuringly looks remarkably similar to both the ECM and MCPA results for all cluster sizes, with unphysical features removed and troughs and peaks in the DOS which can be associated with specific cluster disorder configurations. Note that all NLCPA results become increasingly similar as the cluster size increases and eventually converge to the same result at the critical cluster size of $N_c = 12$ [6].

3.2. Fermi surface of a two-dimensional model alloy

In the 2D case of the NLCPA (and DCA) for systems with Green's functions of the form (4), spectral features are unphysical for small cluster sizes due to the coarse graining procedure. By having only a small number of tiles any large discrepancy in the self-energy will result in a large discontinuity at the tile boundaries and hence a Bloch spectral function that remains essentially coarse grained in each tile. Furthermore, this behaviour will be most evident near energies that represent constituent ordered and clustered alloy states. Bulk quantities may as a result display features that overcompensate for short range correlations. For example in the DCA the stable d-wave state observed for $N_c = 4$ in the doped repulsive 2D Hubbard model [20] was later argued to be unfounded in comparison to exact results [21]. The reason for this is that the $N_c = 4$ periodic case exaggerates cluster induced d-wave behaviour by the coarse graining procedure. Hence the DCA using periodic boundary conditions can only be deemed to correctly predict such features for large cluster sizes [22]. It is very important from an alloy point of view to improve upon the results available from small periodic clusters, since a first principles treatment of large clusters would require an unrealistic amount of computational power (at the present time $N_c < 4$ cluster sizes have been investigated [8, 9]). In this section we again backup the validity of our method with a DOS comparison, then investigate some of the new interesting Fermi surface physics possible with the new implementation of the NLCPA. Also note

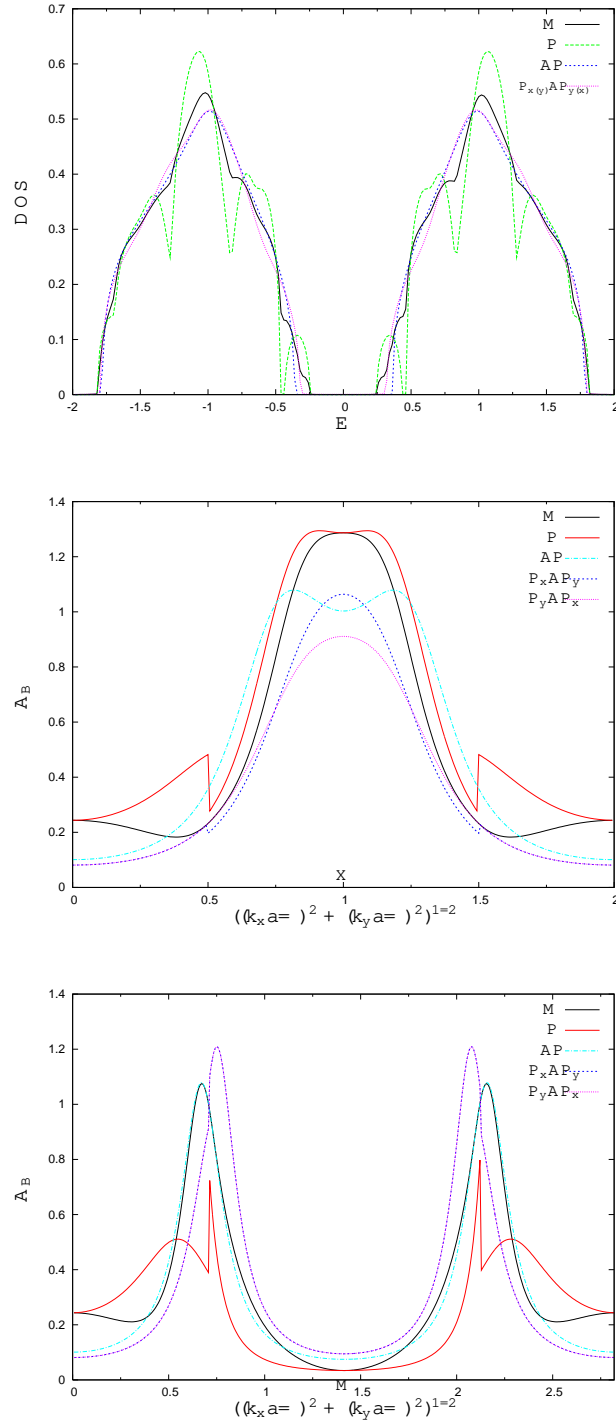


Figure 3. (colour online) (top) Split-band $N_c = 4$ ($W = 0.25; V_i = 1$) density of states (DOS) using periodic (P), anti-periodic (AP), anti-periodic along x -axis ($P_y AP_x$), anti-periodic along y -axis ($P_x AP_y$), and mixed (M) solutions, calculated from their respective Green's functions. Where the DOS for ($P_y AP_x$) and ($P_x AP_y$) are the same by symmetry. To demonstrate the bounding of the mixed Green's function in k -space, cross-sections of $A_B(k)$ at $E = -1$ are also plotted along the high symmetry axis X (centre) and M (bottom). The mixed solution $A_B(k)$ can be seen to remove discontinuities introduced by the original NLCPA coarse graining procedure at tile boundaries e.g. $x = 2a$. Any artefacts of the original coarse graining are removed while correctly incorporating the main spectral features of the separate $G_i(k)$.

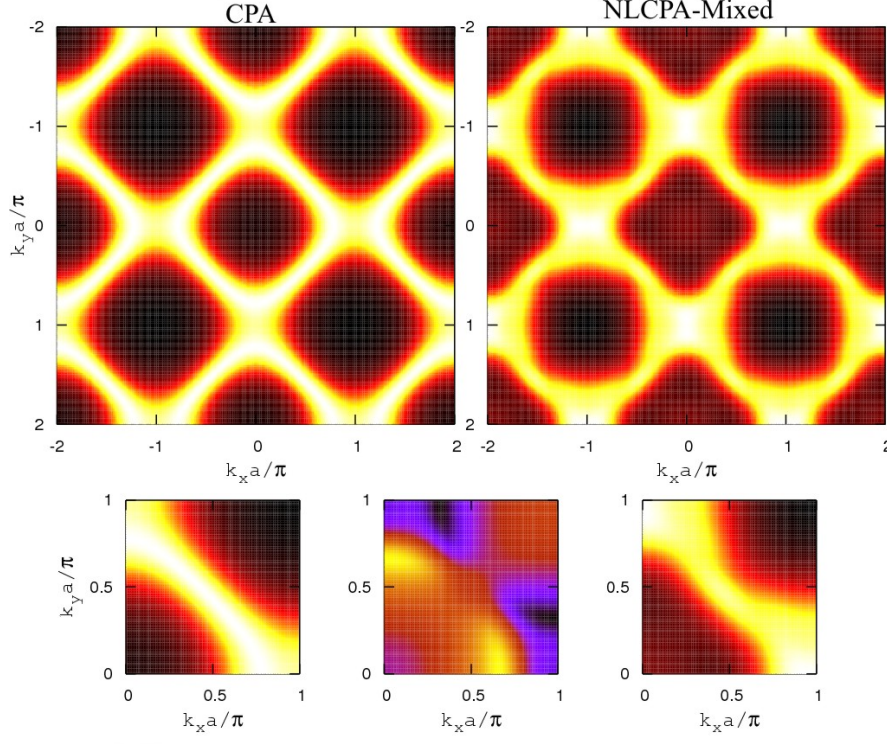


Figure 4. (colouronline) $A_B(k)$ at $E = 1.02$ and $N_c = 4$ ($W = 0.25; V_i = 1$), plotted for the CPA (top-left) and NLCPA-Mixed (top-right) in k -space. Also shown is the plot zoomed in to the first quadrant of the Brillouin zone for CPA (bottom-left) and NLCPA-mixed (bottom-right) and the anisotropic difference $A_B^{C^P^A}(k) - A_B^M(k)$ (bottom-center). The colour scale for $A_B(k)$ represents white as peaks going through yellow and red to troughs as black. The colour scale for the anisotropic difference $A_B^{C^P^A}(k) - A_B^M(k)$ represents positive peaks as yellow going through red and blue to negative peaks as black.

that we have used the concise convention of labelling the V_A and V_B atomic potential parameters by $V_i = V_A$ since we only use atomic potentials symmetric about $E = 0$ i.e. $V_B = V_A$.

For this simple alloy model we investigate the first available cluster after $N_c = 1$ (CPA) i.e. $N_c = 4$ with a nearest neighbour hopping interaction $W = 0.25$ and cluster principle vectors $L_y = L_x = 2a$. We maintain the same disorder and constituent alloy concentrations as in the previous section for the 1d model i.e. a random $A_{50}B_{50}$ alloy. The 4-site cluster is the ideal test case since the difference between $\bar{G}_i(k)$ should be large and so any improvement given by $\bar{G}_M(k)$ over $\bar{G}_P(k)$ should be clear. The interaction W has been given the same value as previous work [2] in order to compare with the DOS calculated there for the periodic $N_c = 32$ case. For this lattice all solutions for $\bar{G}_i(k)$ can be considered almost indistinguishable from each other at $N_c = 32$ [2, 4], and hence [2] provides a reliable guide to what the exact DOS should be. We first examine the DOS (figure 3) for the case of $V_i = 1$ where the band has split and the nonlocal effects should be large, where we will denote the periodic DOS

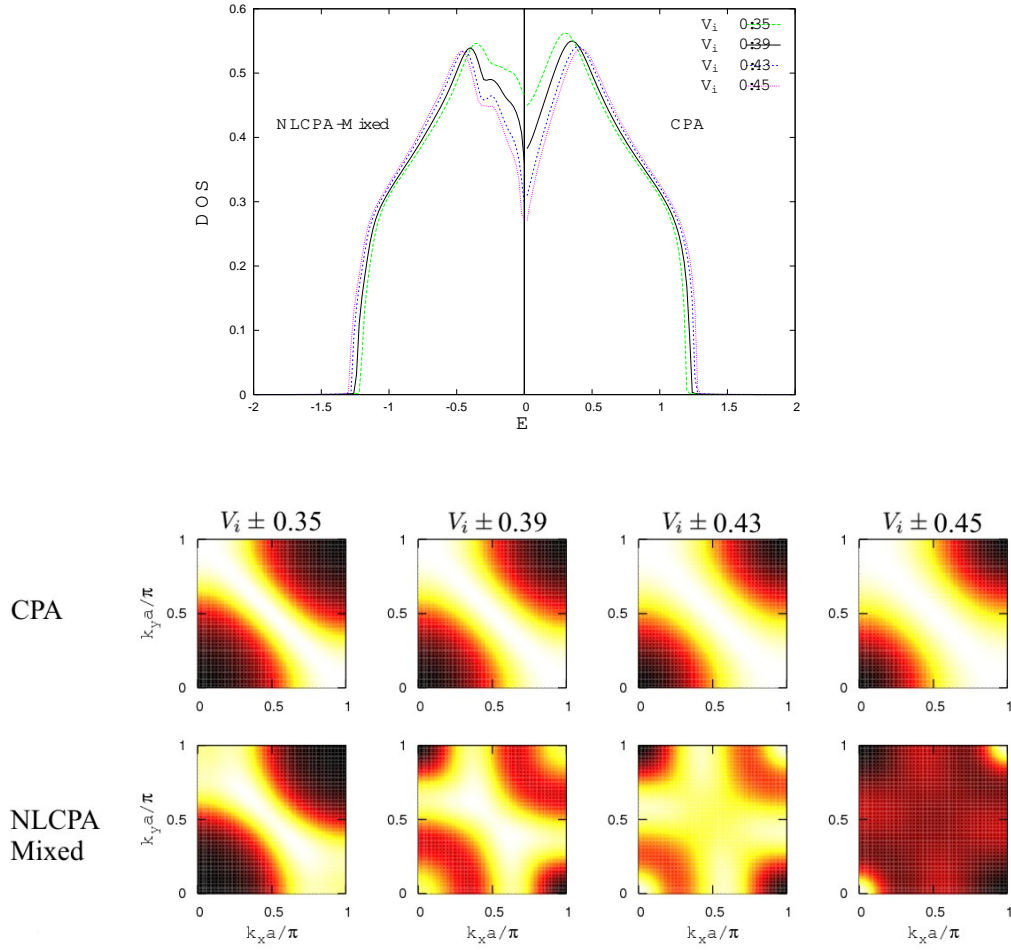


Figure 5. (colour online) (top) $N_c = 4$ ($W = 0.25$) density of states (DOS) plotted for NLCPA-Mixed, and CPA for varying atomic potentials V_i . Also shown (bottom) are the Fermi energy plots of $A_B(k)$ in the first quadrant of the Brillouin zone for the half-filled band ($E = 0$) for the CPA and NLCPA-Mixed, where the colour scale represents white as peaks going through yellow and red to troughs as black. As V_i is increased a significant change is observed between the CPA and NLCPA Fermi surface topology. While the CPA retains a Fermi surface reminiscent of a van Hove singularity, the mixed NLCPA produces distinct necking features around the X-points. Looking at the DOS we see a small fluctuation in the NLCPA-Mixed profile during the transition where the DOS becomes lower than the CPA at the Fermi level.

by DOS_P etc. As one might expect we see that DOS_P shows large fluctuations around DOS_{CPA} (the same as DOS_{AP} by symmetry) that are unrealistic when compared to previous work [2]. Particularly the extra peak formation is much stronger, and results in the DOS being far too low at the troughs between peaks with 2 extra semibands being formed near the main band gap. Indeed in the literature, for the $N_c = 32$ case there is never such a large drop below the DOS_{CPA} . Looking now at the new mixed result DOS_M one sees that the large oscillations associated with DOS_P are no longer present but the structure is much more like that of the $N_c = 32$ case. Of note is how the large troughs of DOS_P are filled in: the DOS can be seen to fill in the band gap, as well as the central peak becoming prominent over the adjacent structure. In summary we see there is a shifted and heightened peak at $E_F = 1.02$ and a second peak emerging at $E_F = 0.79$, that overall corresponds to a clear improvement over all $N_c = 4$ solutions separately as well as the CPA. This is more strong evidence that the mixing of NLCPA solutions is physical for this model when carried out using the method described in this paper.

The structure of DOS_M is a consequence of how $A_B^M(k)$ behaves in k -space as shown in figure 3. By following each solution according to the weighting function $f_i(k)$ the new solution $\bar{G}_M(k)$ removes discontinuities at all tile boundaries (irrespective of cluster size) giving a smooth representation of the Bloch spectral function. In figure 3 cross-sections of the spectral function $A_B^M(k)$ for an example energy show how the new solution is bound and how it is an improvement. Where discontinuities are present, the solution switches and uses a supposition of the ones that remain analytic. For example $A_B^M(k)$ at the Γ -point must be equal to the periodic solution $A_B^P(k)$ since all other solutions have a tile boundary at that point, and so their associated $f_i(k)g = 0$.

A comparison can be made for the new spectral function $A_B^M(k)$ taking the Fermi energy at $E_F = 1.02$ (corresponding to the main DOS peak of the mixed solution) with the CPA spectral function for the same energy value, as shown in figure 4. Again, some quite remarkable features are apparent, most notably the topological change induced by a kink halfway along the $X-X$ direction (not possible in the CPA) giving rise to a transition from a circular-like surface to a diamond-like surface centred on the Γ -point, and vice versa for the surface centred on the M -point. This is quite dramatic since a Fermi surface (defined spectral function peaks) taken at this energy would now have a whole new set of nesting vectors such as the vector along $X-X$. Moreover, these ‘rounding’ and ‘squaring’ features of Fermi surfaces not seen in the CPA calculations have been observed experimentally. For example, the work of Wilkinson et al [11] gives a clear example for $\text{Cu}_{1-x}\text{Pd}_x$ where the diamond-like Fermi surface on the (100) plane predicted by the KKR-CPA is actually found experimentally to be rounded. Furthermore, smearing and the associated width of peaks regains a k -dependence that produces so-called ‘hotspots’ along the $X-X$ directions as shown by dark patches in the difference between the CPA and mixed NLCPA. This effectively produces necking in the surface at the X -point in the direction $X-M$.

In the final set of results shown in figure 5 we examine the Fermi surface for the half-filled band with $E_F = 0$. This is the same for all $N_c = 4$ NLCPA solutions and the CPA by symmetry. A Fermi surface is only visible at this energy when there is finite DOS and so we examine the properties where there is a breakdown of Virtual Crystal (VCA) behaviour to a two-band system. This is achieved by increasing the value of the atomic potentials V_i from zero. In the CPA one sees a transition from a band with a central peak in the DOS, associated with a van Hove singularity at E_F ,

to two peaks close to V_i that represent the inclusion of states from both constituent metals [19]. However, although this was a great breakthrough at the time of the discovery of the CPA, no such behaviour is observed in k -space. Sitting in the overlap of metal bands one would expect the Fermi level to cross electron states from both metals and hence produce a more complicated Fermi surface. However, because the CPA has no k -dependence in the correction to the VCA only emerges through an increased smearing $^{-1} / \text{Im} f(E_F = 0)g$. There is no topological change in this system since $\text{Re} f(E_F = 0)g = 0$. This is because the alloy potentials are equidistant from zero and so neither constituent has a preferential weighting. The CPA Fermi surface is the same as the VCA Fermi surface at this energy and alloy concentration i.e. a straight line joining X -points. With the inclusion of k -dependence in the NLCPA a transition to a more complicated form should be possible. However, associated with such a transition (near a van Hove singularity) are very large fluctuations in the correction to k -space between coarse grained tiles that are not identical. Hence, the standard (periodic) solution to the NLCPA does not produce a physical result in this regime. However, dramatically, we can now start to investigate such phenomena using the new mixed solution to the NLCPA. Results are plotted in figure 5 for increasing V_i and show how a topological transition occurs at $V_i = 0.39$ from a CPA-like Fermi surface. The Fermi surface splits by introducing new circular surfaces around M and Γ -points and also new necking features around the X -points, in contrast to the CPA which only displays increased smearing. This is very important because of the new nesting vectors introduced [13, 14]. The emergence of this necking around X -points is very similar to that observed in recent work for the shape-memory alloy $\text{Ni}_{52}\text{Al}_{48}$ [23]. Comparison of first-principles KKR-CPA calculations and experiment show the KKR-CPA does not predict a necking feature in the Fermi surface at the X -points of the Brillouin zone. The KKR-CPA retains a flat surface associated with a van Hove singularity; the topological discrepancy is argued to be the result of the Fermi level being close to a van Hove singularity in the DOS. As V_i is increased further the surface around M becomes prominent and may be associated with states on the band edges of the pure A and B metal states emerging i.e. clustering of A's or B's, and it is believed X -point features are associated with ordered alloy states. These points will be further investigated in future work based on this paper [24] which will also incorporate chemical short-range order (which can be introduced by weighting the cluster probabilities) and concentration dependence $A_x B_{1-x}$.

4. Conclusions

This paper has presented a method for calculating the spectral function within the NLCPA. The method is general and can be applied to any (allowed) cluster for any lattice in any dimension, and the obtained spectral function is fully k -dependent, continuous, and causal. Furthermore, we believe the method to be the correct implementation of the NLCPA for cluster sizes below the critical cluster size (see introduction) since it yields meaningful results for bulk properties such as the DOS and converges systematically as the cluster size increases.

As an illustrative example, we have applied the method to a 2D tight-binding model alloy. Dramatically, a topological transition is clearly observed in the Fermi surface as the difference in core potentials is varied in the split-band regime. Furthermore, Fermi surface splitting has been observed producing new nesting features previously not observed in the conventional CPA. This occurs even in the absence

of chemical short-range order (SRO) which could be straightforwardly included by appropriately weighting the ensemble of cluster probabilities.

Clearly, it would be beneficial to apply the method within first-principles calculations. Indeed, a derivation and implementation of the spectral function has recently been given within the first-principles KKR-NLCPA multiple-scattering theory in [25]. However, only the periodic set of cluster momenta \mathbf{k}_n are used and no attempt is made to remove the discontinuities. It is our intention to combine the method in this paper with the formalism of [25], and investigate the effects of SRO on Fermi surface features of systems such as CuPd [11].

Finally, note that the one electron spectral function of correlated electron systems also have finite widths. Moreover, they can be measured in angle-resolved photoemission experiments (ARPES). As they are due to dynamical fluctuations related to the many-electron system they can be described by the DCA. Indeed, the DCA has recently been used to interpret such experiments [15]. The method proposed here for calculating the spectral function in the NLCPA can be directly transferred to the analogous calculation in the DCA and thus it may be useful in this context as well as in the study of random alloys.

Acknowledgments

We thank B.L.Gyory for useful discussions on Fermi surfaces. This work was funded by EPSRC (UK).

Appendix A. Proof: causality and conservation of states

It is straightforward to see that the new mixed Green's function $\overline{G}_M(\mathbf{k})$ is always causal. Provided the set of mixing parameters satisfy (8) and (9), it follows immediately from (7) that $\overline{G}_M(\mathbf{k})$ will always be bound between the individual solutions $\overline{G}_i(\mathbf{k})$ in \mathbf{k} -space. Since these individual solutions have an imaginary part that is positive definite and hence are causal [2], this implies that $\overline{G}_M(\mathbf{k})$ must also have an imaginary part which is positive definite and hence is causal.

In order to prove that the mixing scheme preserves the total number of electron states N , we introduce $\phi_i(\mathbf{k})$ as a coarse grained quantity in \mathbf{k} -space $\phi_i(\mathbf{k}) = \phi_i(\mathbf{K})$, where \mathbf{k}_n are an arbitrary set of \mathbf{k} -points within the BZ that are each centred on a coarse grained tile. If we also define M_c as the total number of tiles (independent of N_c), we have a step function $0 \leq \phi_i(\mathbf{K}) \leq 1$ that has M_c possible values. For $M_c = 1$ we have the simplest form of averaging with $\phi_i(\mathbf{k})$ having no \mathbf{k} -dependence, equivalent to a weighted average over the DOS. For $M_c > 1$ coarse grained \mathbf{k} -dependence is introduced to the mixing of $\overline{G}_i(\mathbf{k})$, and $M_c \rightarrow \infty$ representing the introduction of complete \mathbf{k} -dependent mixing. We wish to show that conservation of electron states applies to all values of M_c . To do this we integrate (7) over the coarse grained $\phi_i(\mathbf{k})$ for an arbitrary M_c to obtain

$$\frac{1}{N} \sum_{\mathbf{k}} \sum_{\mathbf{K}} \overline{G}_M(\mathbf{k}) d\mathbf{k} = \sum_i \phi_i(\mathbf{K}) \overline{G}_i(\mathbf{K}) \quad (\text{A.1})$$

where the \mathbf{k} -dependence has been integrated out, leaving a new coarse grained version of $\overline{G}_M(\mathbf{k})$, $\overline{G}_M(\mathbf{K})$. Integrating (A.1) over all energies $E_1 \leq E \leq E_2$, we

obtain

$$N_M(K_n) = \sum_i N_i(K_n); \quad (A.2)$$

where $N_M(K_n)$ and $N_i(K_n)$ are the total number of electron states for the mixed and i -th NLCPA solutions respectively for the tile centred at K . Note that this requires (K) to be energy-independent to keep N_M in terms of N_i i.e. we do not want to infer any new self-consistency condition on N_M to conserve N apart from the NLCPA. Since each solution satisfies the conservation laws separately and electron states are evenly distributed across the Brillouin zone, we have $N_i(K_n) = N/M_c$ for each i . Now (A.2) becomes

$$\frac{N_M}{M_c} = \frac{N}{M_c} \sum_i (K_n) \quad (A.3)$$

Provided (8) and (9) are satisfied so that $\overline{G}_M(k)$ is bounded between the individual solutions at every point in k -space, we have for any M_c , $N_M = N$. In particular we are free to use the $M_c \rightarrow 1$ limit to introduce fully k -dependent mixing of $\overline{G}_i(k)$.

References

- [1] P. Soven. Phys. Rev., 156(3):809, 1967.
- [2] M. Jarrell and H. R. Krishnamurthy. Phys. Rev. B, 63:125102, 2001.
- [3] M. H. Hettler, A. N. Tahvildar-Zadeh, M. Jarrell, Th. Pruschke, and H. R. Krishnamurthy. Phys. Rev. B., 58(12):7475, 1998.
- [4] M. H. Hettler, M. Mukherjee, M. Jarrell, and H. R. Krishnamurthy. Phys. Rev. B, 61(19):12739, 2000.
- [5] R. Moradian, B. L. Gyor'y, and J. F. Annett. Phys. Rev. Lett., 89:287002, 2002.
- [6] D. A. Rowlands. J. Phys.:Condens. Matter, 18:3179, 2006.
- [7] D. A. Rowlands, J. B. Staunton, and B. L. Gyor'y. Phys. Rev. B., 67:115109, 2003.
- [8] D. A. Rowlands, J. B. Staunton, B. L. Gyor'y, E. Bruno, and B. Ginatempo. Phys. Rev. B., 72:045101, 2005.
- [9] D. A. Rowlands, A. Emst, B. L. Gyor'y, and J. B. Staunton. Phys. Rev. B., 73:165122, 2006.
- [10] M. Tsukada. J. Phys. Soc. Jpn, 32:1475, 1972.
- [11] I. Wilkinson, R. J. Hughes, Zs. Major, S. B. Dugdale, and M. A. Alam. Phys. Rev. Lett., 87:216401, 2001.
- [12] B. L. Gyor'y and G. M. Stocks. Phys. Rev. Lett., 50:374, 1983.
- [13] A. A. Varlamov, V. S. Egorov, and A. V. Pantsulaya. Advances in Physics, 38:469, 1989.
- [14] N. V. Skorodumova, S. I. Simak, I. A. Abrikosov, B. Johansson, and Yu. Kh. Vekilov. Phys. Rev. B, 57:14673, 1998.
- [15] Th. A. Maier, Th. Pruschke, and M. Jarrell. Phys. Rev. B, 66:075102, 2002.
- [16] J. Fried and S. Zietz. Phys. Med. Biol., 18(12):550.
- [17] N. W. Ashcroft and N. D. Mermin. Solid State Physics. Holt, Rinehart and Winston, New York, 1976.
- [18] R. Courant and D. Hilbert. Methods of Mathematical Physics. Interscience Publishers, London, 1963.
- [19] A. Gonis. Green Functions for Ordered and Disordered Systems, volume 4 of Studies in Mathematical Physics. North Holland, Amsterdam, 1992.
- [20] Th. A. Maier, M. Jarrell, Th. Pruschke, and J. Keller. Phys. Rev. Lett, 85:1524, 2002.
- [21] G. Su. Phys. Rev. Lett, 86(16):3690, 2001.
- [22] Th. A. Maier, M. Jarrell, T. C. Schulthess, P. R. C. Kent, and J. B. White. Phys. Rev. Lett, 95:237001, 2005.
- [23] S. B. Dugdale, R. J. Watts, J. Laverock, Zs. Major, M. A. Alam, M. Sammel-Czeka, G. Kontrym-Sznajd, Y. Sakurai, M. Itou, and D. Fort. Phys. Rev. Lett., 96:046406, 2006.
- [24] G. M. Batt et al. (in preparation).
- [25] P. R. Tulip, J. B. Staunton, D. A. Rowlands, B. L. Gyor'y, E. Bruno, and B. Ginatempo. Phys. Rev. B, 73:205109, 2006.