

Electron spin as a spectrometer of nuclear spin noise and other fluctuations

Rogério de Sousa

Department of Physics, University of California, Berkeley, California 94720, USA
rdesousa@berkeley.edu

1 Introduction

Although the study of electron spin dynamics using pulse electron spin resonance is an established research field [1], many theoretical questions regarding the microscopic mechanisms for reversible and irreversible decay of spin coherence remain open. Recently, the quest towards scalable quantum computation using electron spins [2] gave new impetus to pulse spin resonance, and sparked major experimental progress towards control and detection of individual electron spins in the solid state environment [3, 4, 5, 6, 7].

The microscopic understanding of the mechanisms leading to electron spin energy and phase relaxation, and the question of how to control these processes is central to the research effort in spin-based quantum computation. The goal of theory is to achieve microscopic understanding so that spin coherence can be controlled either from a materials perspective (i.e., choosing the best nanostructure for spin manipulation and dynamics) or from the design of efficient pulse sequences that reach substantial coherence enhancement without a high overhead in number of pulses and energy deposition. (The latter is particularly important in the context of low temperature experiments where undesired heating from the microwave excitations must be avoided).

One has to be careful in order to distinguish the time scales characterizing electron spin coherence. It is customary to introduce three time scales, T_1 , T_2 , and T_2^* . For localized electron spins, these time scales usually differ by many orders of magnitude, because each is dominated by a different physical process. T_1 is the $1/e$ decay time for the spin magnetization along the external magnetic field direction. As an example, T_1 of a phosphorus donor impurity in silicon is of the order of a thousand seconds at low temperatures and moderate magnetic fields ($T = 4$ K and $B = 0.3$ T) [8]. These long T_1 's are explained by noting that the spin-orbit interaction produces a small admixture of spin up/down states; the electron-phonon interaction couples these admixtures leading to $\frac{1}{T_1} \propto B^5$ at low temperatures [9, 10]. T_1 is generally long because a spin flip in a magnetic field requires energy exchange with the lattice via phonon emission. The time scales T_2 and T_2^* are instead related to phase relaxation, and hence do not require transmission of energy to the lattice. Here T_2^* is the $1/e$ decay time of the precessing magnetization in a free induction decay (FID) experiment ($\propto \exp(-t/T_2^*)$), where \propto means

denotes a spin rotation around the x axis). Hence T_2 is the decay time of the total in-plane magnetization of an ensemble of spins separated in space or time (e.g., a group of impurities separated in space, or the time-averaged magnetization of a single spin, as discussed in section 2.3 below). For a phosphorus impurity in natural silicon, $T_2 \approx 20$ ns due to the distribution of frozen hyperfine fields, that are time-independent within the measurement window of the experiment. The T_2 decay is reversible, because the ensemble in-plane magnetization is almost completely recovered by applying a spin-echo pulse sequence. In this review we define T_2 as the $1/e$ decay time of a Hahn echo (π -echo). The irreversible decoherence time T_2^* is caused by uncontrolled time-dependent fluctuations within each time interval. For a phosphorus impurity in natural silicon, we have $T_2^* \approx 0.3$ ms [11], four orders of magnitude longer than T_2 .

The discussion above clearly indicates that the resulting coherence times are critically dependent on the particular pulse sequence chosen to probe spin dynamics. In section 2 we show that spin coherence can be directly related to the spectrum of electron spin phase fluctuations and a filter function appropriate for the particular pulse sequence. The phase of a precessing electron spin is a sensitive probe of magnetic fluctuations. This gives us the opportunity to turn the problem around and view pulse electron spin resonance as a powerful tool enabling the study of low frequency magnetic fluctuations arising from complex many-body spin dynamics in the environment surrounding the electron spin.

A particularly strong source of magnetic noise arises due to the presence of nuclear spins in the sample. It is in fact no surprise that the dominant mechanism for nuclear spin echo [12] and electron spin echo decay [13, 11] has long been related to the presence of non-resonant nuclear spin species fluctuating nearby the resonant spin. Nevertheless, the theoretical understanding of these experiments was traditionally centered at phenomenological approaches [14, 15], whereby the electron phase is described as a Markovian stochastic process with free parameters that can be fitted to experiment (this type of process has been traditionally denoted spectral diffusion, since the spin resonance frequency fluctuates along the resonance spectrum in a similar way that a Brownian particle diffuses in real space).

Recently, we embarked on an effort aimed at understanding the mechanism of electron spin coherence due to nuclear spins from a fully microscopic point of view. In Reference [16] we developed a semiclassical model for electron spin echo decay based on the assumption that the relevant nuclear spin dynamics results from pair "flip-flops", where the spin of two nuclei located close to each other is exchanged due to their mutual dipolar interaction (Fig. 1). The flip-flop processes lead to fluctuations in the nuclear spin hyperfine field seen by the localized electron (e.g., a donor impurity or a quantum dot in a semiconductor). The semiclassical theory is based on the assumption that each flip-flop can be described by a random telegraph noise process

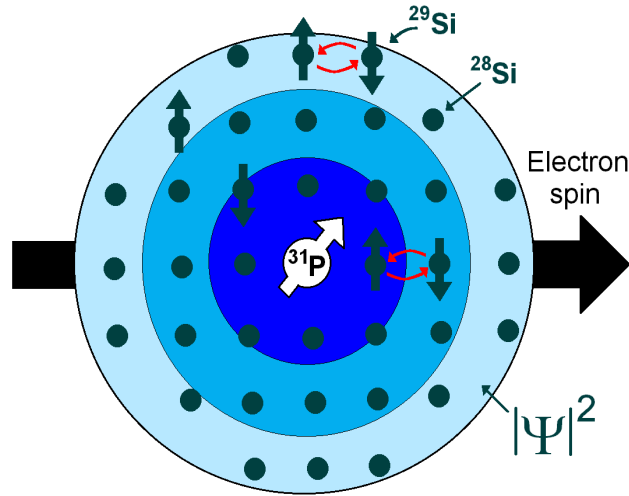


Fig. 1. The electron spin of a donor in purity in silicon is sensitive to the magnetic noise produced by nuclear spins within its wave function. When two ^{29}Si isotopes are close to each other, their nuclear spin states may flip due to their mutual dipolar interaction. These flip events produce time dependent fluctuations in the electron's hyperfine field, leading to phase relaxation and spin echo decay.

(a phenomenological assumption), but with relaxation parameters that can be derived theoretically from a microscopic theory based on the nuclear spin dipolar evolution. Therefore this theory describes the irreversible decay of the effective hyperfine field produced by a pair of nuclear spins on the electron spin. Comparison with experiment [11, 17, 18, 19, 20] suggested reasonable order of magnitude agreement for the $1/e$ echo decay time (within a factor of 3) but poor qualitative agreement for the time dependence of the echo envelope. The next step was to develop a full quantum theory for the nuclear spin dynamics affecting the electron spin. In reference [21] a cluster expansion method was developed to calculate echo decay due to the closed-system dynamics of a group of dipolar coupled nuclear spins, without any stochastic assumption about the nuclear spin dynamics. At lowest order in this cluster expansion the qualitative and quantitative agreement with experimental data was quite good.

In section 4 we develop a fully microscopic theory for the nuclear spin noise spectrum arising due to pair flips induced by the inter-nuclear dipolar interaction. This allows us to give an elegant and simple derivation of the lowest order cluster expansion results of Ref. [21] and to interpret these results from the point of view of non-equilibrium statistical mechanics. The full noise spectrum is expressed as a sum of delta-function contributions corresponding to isolated pair flip processes. We then show that irreversibility can be incorporated into the pair flip processes by adding

broadening to these sharp transitions, in a mean-field like approach. Using the method of moments we are able to calculate these broadenings exactly (at infinite temperature). We show explicit numerical results for the noise spectrum affecting a donor impurity in silicon and compare the improved theory with echo decay experiments in natural [18] and nuclear-spin-enriched samples [19].

2 Noise, relaxation, and decoherence

When the coupling between the spin qubit and the environment is weak, we may write a linearized effective Hamiltonian of the form

$$H(t) = \frac{1}{2} B_z \hat{\sigma}_z + \frac{1}{2} \sum_{q=x,y,z} \hat{\sigma}_q(t) \hat{\sigma}_q; \quad (1)$$

where $B_z \hat{\sigma}_z$ is a static (time independent) magnetic field, γ is a gyromagnetic ratio in units of (sG)⁻¹ (we set $\hbar = 1$ so that energy has units of frequency), $\hat{\sigma}_q$ for $q = x,y,z$ are the Pauli matrices describing qubit observables and $\hat{\sigma}_q(t)$ represents the environmental (bath) degrees of freedom.

2.1 The Bloch-Weisskopf-Redfield master equation

In order to describe the long-time dynamics we may take the limit $t \rightarrow \infty$. Such an approximation is appropriate provided $t \gg \tau_c$, where τ_c is a typical correlation time for bath fluctuations (later we will define τ_c properly and relax the long time approximation). In this case spin dynamics can be described by the Bloch-Weisskopf-Redfield theory. The average values of the Pauli operator satisfy a Master equation (for a derivation see section 5.11 of Ref. [23])

$$\frac{d}{dt} \langle \hat{\sigma}_i \rangle = -B_i \langle \hat{\sigma}_i \rangle - \frac{1}{T_1} \langle \hat{\sigma}_z \rangle \hat{\sigma}_z - \frac{1}{T_{2x}} \langle \hat{\sigma}_x \rangle \hat{\sigma}_x - \frac{1}{T_{2y}} \langle \hat{\sigma}_y \rangle \hat{\sigma}_y; \quad (2)$$

with

$$\frac{1}{T_1} = \frac{1}{2} \sum_{q=x,y,z} \langle \hat{\sigma}_q \rangle \langle \hat{\sigma}_q \rangle + \langle \hat{\sigma}_q \rangle \langle \hat{\sigma}_q \rangle; \quad (3)$$

$$\frac{1}{T_{2x}} = \frac{1}{2} \langle \hat{\sigma}_y \rangle \langle \hat{\sigma}_y \rangle + \langle \hat{\sigma}_y \rangle \langle \hat{\sigma}_y \rangle + \langle \hat{\sigma}_z \rangle \langle \hat{\sigma}_z \rangle; \quad (4)$$

$$\frac{1}{T_{2y}} = \frac{1}{2} \langle \hat{\sigma}_x \rangle \langle \hat{\sigma}_x \rangle + \langle \hat{\sigma}_x \rangle \langle \hat{\sigma}_x \rangle + \langle \hat{\sigma}_z \rangle \langle \hat{\sigma}_z \rangle; \quad (5)$$

Here the noise spectrum is defined as

$$S_q(\omega) = \frac{1}{2} \int_{-\infty}^{\infty} dt e^{i\omega t} \langle \hat{\sigma}_q(t) \hat{\sigma}_q(0) \rangle; \quad (6)$$

In Eqs. (3), (4), (5) we assume $\langle \hat{h}_q(t) \hat{h}_q(0) \rangle = 0$ for $q \neq q^0$. These equations are the generalization of Fermi's golden rule for coherent evolution. From Eq. (2) we may show that the coherence amplitude $\langle \hat{h}_+ \rangle = \langle \hat{h}_x \rangle + i \langle \hat{h}_y \rangle$ in a FID experiment decays exponentially with a rate given by

$$\frac{1}{T_2} = \frac{1}{2} \left(\frac{1}{T_{2x}} + \frac{1}{T_{2y}} \right) = \frac{1}{2T_1} + S_z(0): \quad (7)$$

In contrast, T_1 is the time scale for \hat{h}_z to approach equilibrium, i.e., T_1 is the energy relaxation time. According to Eq. (7) we have $T_2 \leq 2T_1$. Note that T_1 depends on the noise spectrum only at frequencies $\pm B$ and $-B$, a statement of energy conservation. Positive frequency noise can be interpreted as processes where the qubit decays from $| \uparrow \rangle$ to $| \downarrow \rangle$ and the environment absorbs an energy quantum B , while negative frequency noise refers to qubit excitation (from $| \downarrow \rangle$ to $| \uparrow \rangle$) when the environment emits a quantum B . The correlation time τ_c can be loosely defined as the inverse cut-off for $S_q(\omega)$, i.e., for $\omega \gg 1/\tau_c$ we may approximate $S_q(\omega) \approx 0$.

The Master equation [Eq. (2)] leads to a simple exponential time dependence for all qubit observables. Actually this is not true in many cases of interest, including the case of a phosphorus impurity in silicon where this approximation fails completely (for SiP the observed free induction decay is approximately $\exp[-(t/T_2)^2]$, while the echo can be fitted to $\exp[-(2t/T_2)^{2/3}]$). The problem lies in the fact that the $t \rightarrow \infty$ assumption averages out finite frequency fluctuations; note that T_2 differs from T_1 only via static noise $[S_z(0)]$ in Eq. (7). A large number of pulse spin resonance experiments are sensitive to finite frequencies only [the most notable example is the spin echo, which is able to remove $S_z(0)$ completely]. Therefore one must develop a theory for coherent evolution that includes finite frequency fluctuations. Analytical results can be derived if we have $\langle \hat{h}_q \rangle = 0$ for $q = x, y$ (the pure dephasing limit) and \hat{h}_z is distributed according to Gaussian statistics. For many realistic problems the pure dephasing limit turns out to be a good approximation to describe phase relaxation. A common situation is that the neglected components $S_{x,y}(\omega)$ are much smaller than $S_z(\omega)$ for positive frequencies much smaller than the qubit energy splitting. For example, in the case of a localized electron spin in a semiconductor, $S_{x,y}(\omega) \propto \omega^5$ due to the combination of the spin-orbit and electron phonon interactions [10]. As a result, $S_{x,y}(\omega) \ll S_z(\omega)$ as $\omega \rightarrow 0$. The Gaussian approximation is described below.

2.2 Finite frequency phase fluctuations and coherence decay in the Gaussian approximation

In many cases of interest, the environmental variable \hat{h}_z is a sum over several dynamical degrees of freedom, and measurement outcomes for the operator

\hat{z} may assume a continuum of values between -1 and $+1$ ¹. In those situations we often can resort to the Central limit theorem which states that the statistics for outcomes z^0 follows a Gaussian distribution,

$$P[z(t) = z^0] = \frac{1}{\sqrt{2\pi}\sigma} \exp\left[-\frac{z^2}{2\sigma^2}\right]; \quad (8)$$

with a stationary (time independent) variance given by $\sigma^2 = \hbar^2 \langle \hat{z}^2(t) \rangle$. Here $\langle \hat{A} \rangle = \text{Tr}[\hat{\rho}_B \hat{A}]$ is a thermal average taken over all bath degrees of freedom ($\hat{\rho}_B = e^{-\hat{H}_B/k_B T}$ is the canonical density matrix for the bath). We also assume $\langle \hat{z}(t) \rangle = 0$, since any constant drift in the noise can be incorporated in the effective Hamiltonian.

Our problem is greatly simplified if we relate the operator \hat{z} to a Gaussian stochastic process $z^0(t)$ in the following way. For each time t , $z^0(t)$ corresponds to a classical random variable, that can be interpreted as the outcome of measurements performed by the qubit on the environment. This allows us take averages over the bath states using Eq. (8). Note that the statement "Gaussian" noise refers specially to the distribution of noise amplitudes, that is not necessarily related to the spectrum of fluctuations (see below).

Our simplified effective Hamiltonian leads to the following evolution operator [recall that we set $\hat{x}_{ZY} = 0$ in Eq. (4)]

$$U(t;0) = e^{i \int_0^t dt H(t^0)} = e^{i \frac{\hbar}{2} z \int_0^t dt B(t^0) z^0(t^0)} = e^{i \frac{\hbar}{2} z \int_0^t dt X(t)}; \quad (9)$$

where we define

$$X(t) = \int_0^t dt z^0(t^0); \quad (10)$$

Here the subscript emphasizes that this operator is a functional of the trajectory $z^0(t^0)$. The effect of the distribution of trajectories z^0 can be described by assuming the qubit evolves according to the density matrix²

$$\rho(t) = \int \mathcal{D}X p(X) U(t;0) \rho(0) U^\dagger(t;0); \quad (11)$$

where p denotes the appropriate weight probability for each environmental trajectory and ρ_0 is the $t=0$ density matrix for the qubit. The coherence envelope at time t averaged over all possible noise trajectories is then

$$\begin{aligned} \langle \langle \hat{x}_+(t) \rangle \rangle &= \text{Tr}[\rho(t) \hat{x}_+] \\ &= \int \mathcal{D}X p \text{Tr}[U^\dagger(t;0) \hat{x}_+ U(t;0) \rho_0] \end{aligned}$$

¹An important exception is the observation of individual random telegraph noise actuators in nanostructures (in this case $\hat{z} = z^0$ assumes only two discrete values). This results in important non-Gaussian features in qubit evolution.

²This assumption is equivalent to the Kraus representation in the theory of open quantum systems.

$$\begin{aligned}
 &= e^{iBt} \int_0^t p e^{iX(t')} \text{Tr} f_{+0} g \\
 &= h e^{iX(t)} i e^{iBt} \text{Tr} f_{+0} g;
 \end{aligned} \tag{12}$$

where we used the identity $e^{i\hat{z}} + e^{-i\hat{z}} = e^{2i\hat{z}}$. Here the double average $hh \dots i$ denotes a quantum mechanical average over the qubit basis plus an ensemble average over the noise trajectories $X(t)$. We can evaluate the coherence amplitude explicitly by noting that the random variable $X(t) = \int_0^t \omega(t') dt'$ is also described by a Gaussian distribution, but with a time dependent variance given by $\sigma_t^2 = hX^2(t)i$. Therefore we have

$$h e^{iX(t)} i = \int_{-\infty}^{\infty} \frac{1}{\sqrt{2\pi}\sigma_t} e^{-\frac{x^2}{2\sigma_t^2}} e^{ix} = e^{-\frac{1}{2}\frac{\sigma_t^2}{t}}; \tag{13}$$

with σ_t^2 given by

$$\begin{aligned}
 \sigma_t^2 &= \int_0^t dt_1 \int_0^t dt_2 h \omega(t_1) \omega(t_2) i \\
 &= 2 \int_0^t dt_1 \int_{t_1}^t dt_2 h \omega(t_1) \omega(t_2) i \\
 &= 2 \int_0^t dt \int_{t-t_0=2}^0 dT h \omega(T+t_0=2) \omega(T-t_0=2) i \\
 &= 2 \int_0^t (t-t_0) S(t_0) dt_0;
 \end{aligned} \tag{14}$$

Here we introduced the time dependent correlation function $S(t_0) = h \omega(T+t_0=2) \omega(T-t_0=2) i = h \omega(t_0) \omega(0) i$, that is independent of a time translation T by virtue of the stationarity assumption. Based on the discussion above, it is natural to include quantum noise effects by making the identification

$$S(t) = h \omega(t) \omega(0) i \approx h \hat{z}_z(t) \hat{z}_z(0) i; \tag{15}$$

It is straightforward to generalize Eqs. (13) and (14) for echo decay. Instead of free evolution (denoted free induction decay in magnetic resonance), consider the Hahn echo given by the sequence $\pi/2$ - echo. Here the notation $\pi/2$ denotes a perfect, instantaneous 90° spin rotation around the x-axis (described by the operator $e^{-i\frac{\pi}{4}\sigma_x}$). The notation π means the spin is allowed to evolve freely for a time interval τ . π denotes a 180° spin rotation around the x-axis, also referred as a π -pulse" (this is described by the operator $e^{-i\frac{\pi}{2}\sigma_x} = -i\sigma_x$). The initial $\pi/2$ pulse prepares the qubit in the state $|\psi_0\rangle = \frac{1}{\sqrt{2}}(|\uparrow\rangle + i|\downarrow\rangle)$, after which it is allowed to evolve freely for time τ , when the π -pulse is applied. After this pulse the qubit is allowed to evolve for a time interval τ again, after which the coherence echo is recorded. Hence the evolution operator is given by

$$U_{\text{Hahn}}(\tau) = U(\tau; \pi/2) (-i\sigma_x) U(\tau; 0); \tag{16}$$

The same procedure leading to Eq. (14) is now repeated in order to calculate the magnitude of the Hahn echo envelope at $t = 2\tau$. The quantum average is given by

$$\begin{aligned}
 \langle h_+(2\tau) \rangle &= \text{Tr} [U^y(\tau; 0) (i_x) U^y(2\tau; \tau) + U(2\tau; \tau) (i_x) U(\tau; 0)] \\
 &= \text{Tr} [U^y(\tau; 0) e^{i R_2 \int_0^\tau dt^0 B + \phi(t^0)}] + \text{Tr} [U(\tau; 0)] \\
 &= \text{Tr} [e^{i R_2 \int_0^\tau dt^0 B + \phi(t^0)} U^y(\tau; 0) U(\tau; 0)] \\
 &= e^{i R_2 \int_0^\tau dt^0 B + \phi(t^0)} e^{i R_2 \int_0^\tau dt^0 B + \phi(t^0)} \text{Tr} [\rho_0] \quad (17)
 \end{aligned}$$

Therefore the double average can be conveniently written as

$$\langle h_+(2\tau) \rangle = e^{i B \int_0^\tau s(t^0) dt^0} e^{i R_2 \int_0^\tau s(t^0) \phi(t^0) dt^0} \text{Tr} [\rho_0] \quad (18)$$

with the introduction of an auxiliary echo function $s(t)$. For Hahn echo $s(t) = 1$ if $0 < t < \tau$ and $s(t) = -1$ if $t > \tau$. Note that the first term in Eq. (18) is exactly equal to one, because the Hahn echo is able to completely refocus a constant magnetic field. It is convenient to introduce the noise spectrum in Eq. (18) via $S(\omega) = \int_{-\infty}^{\infty} dt e^{i\omega t} S(t)$ in order to get the following expression for the coherence envelope

$$\langle h_+(t) \rangle = \exp \left[- \int_0^t d\omega S(\omega) F(\tau; \omega) \right] \quad (19)$$

Here we define a filter function that depends on the echo sequence $s(t^0)$,

$$F(\tau; \omega) = \int_0^\tau dt^0 s(t^0) \int_0^\tau dt^{\omega} s(t^{\omega}) \cos[\omega(t^0 - t^{\omega})] \quad (20)$$

For free induction decay [$s(t) = 1$] we have

$$F_{\text{FID}}(\tau; \omega) = \frac{1}{2} \frac{\sin^2(\omega\tau/2)}{(\omega/2)^2} \quad (21)$$

while for the Hahn echo

$$F_{\text{Hahn}}(2\tau; \omega) = \frac{1}{2} \frac{\sin^4(\omega\tau/2)}{(\omega/2)^2} \quad (22)$$

Note that $F_{\text{Hahn}}(2\tau; 0) = 0$. The Hahn echo filters out terms proportional to $S(0)$ in qubit evolution, this is equivalent to the well known removal of inhomogeneous broadening by the echo. Any spin resonance sequence containing instantaneous $\pi/2$ or π -pulses (not necessarily equally spaced) can be mapped into an appropriate echo function $s(t)$. An important example is the class of Carr-Purcell sequences that can be used to enhance coherence.

General results for the short time behavior

We may derive interesting results when the time-dependent correlation function $S(t)$ is analytic at $t = 0$. In this case we may expand around $t = 0$ to obtain

$$\begin{aligned} S(t) &= \langle h^0(t) h^0(0) \rangle = \sum_{n=0}^{\infty} \frac{t^n}{n!} \langle h^0(t) h^0(0) \rangle^{(n)} \\ &= \sum_{n=0}^{\infty} \frac{t^n}{(2n)!} M_{2n} \end{aligned} \quad (23)$$

with the $2n$ -th moment of the noise spectrum defined as

$$M_{2n} = \int_{-\infty}^{\infty} d\omega S(\omega) \omega^{2n} \quad (24)$$

Hence if $S(t)$ is analytic at $t = 0$, we must have $M_{2n} < \infty$ for all n , i.e. the noise spectrum has a well defined high frequency cut-off. It is important to keep in mind that the assumption of analyticity at $t = 0$ is actually quite restrictive. Physically, only $M_0 < \infty$ is required, so that $S(0) < \infty$ (this is the noise power or mean square deviation for h^0). Important examples where $S(t)$ is not analytic at $t = 0$ include the Gauss-Markov model described below [See Eq. (27)].

If the $t = 0$ expansion exists we may immediately obtain the short time behaviors for the free induction decay and Hahn echo:

$$\langle h_+^0(t) \rangle_{\text{FID}} = e^{\sum_{n=0}^{\infty} \frac{t^{2n}}{(2n)!} \langle h_+^0(t) \rangle^{(2n)}} = e^{\frac{1}{2} M_0 t^2 + \frac{1}{24} M_4 t^4 + \dots} \quad (25)$$

$$\langle h_+^0(2t) \rangle_{\text{Hahn}} = e^{\sum_{n=0}^{\infty} \frac{(2t)^{2n}}{(2n)!} \langle h_+^0(2t) \rangle^{(2n)}} = e^{\frac{1}{2} M_0 (2t)^2 + \frac{1}{24} M_4 (2t)^4 + \dots} \quad (26)$$

The short time behavior described by Eqs. (25), (26) is universal for noise spectra possessing a high frequency cut-off. Note the striking difference in time dependence: For free induction decay the coherence behaves as e^{-t^2} , while for a Hahn echo we have e^{-4t^2} . This happens because the Hahn echo is independent of the mean square deviation $M_0 = S(0)$.

Example: The Gauss-Markov model

The simplest model of Brownian motion assumes a phenomenological correlation function that decays exponentially in time,

$$S(t) = S(0) \exp(-t/\tau_c); \quad (27)$$

where τ_c is a correlation time that describes the "memory" of the environmental noise.³ This model is useful e.g. in liquid state NMR in order to

³Many authors use the terminology "Markovian dynamics" to denote evolution without memory, i.e., the limit $\tau_c \rightarrow 0$ in Eq. (27). This limit can be taken by setting $\tau_c = 1$ with $S(0)$ held finite. In that case we have $S(t) = S(0) e^{-t}$ resulting in a "white noise" spectrum and $\langle h_+^0(t) \rangle = e^{-t^2/2}$.

calculate the line-widths of a molecule diffusing across an inhomogeneous magnetic field. In that case, becomes the typical field inhomogeneity, while the "speed" for diffusion is of the order of v_c . The resulting environmental noise spectrum [Fourier transform of Eq. (27)] is a Lorentzian, given by

$$S(\omega) = \frac{v_c^2}{(\omega - \omega_c)^2 + v_c^2} : \quad (28)$$

We start by discussing free induction decay. Using Eqs. (18) and (27) with $s(t^0) = 1$, we get

$$\langle \hat{H}_I(t) \rangle_{\text{FD}} = \exp \left[-\frac{\gamma^2}{2} \int_0^t dt' S(\omega_c) \right] : \quad (29)$$

For $t \ll v_c$, Eq. (29) leads to

$$\langle \hat{H}_I(t) \rangle_{\text{FD}} \approx e^{-\frac{\gamma^2}{2} v_c t} : \quad (30)$$

In this regime, the correlation function Eq. (27) can be approximated by a delta function, and the decay is a simple exponential signaling that a Master equation approach is appropriate [Eq. (2)]. The coherence time is given by $T_2 = 1/v_c$. Interestingly, as $v_c \rightarrow 0$ with finite $T_2 \rightarrow 1$. This phenomenon is known as motional narrowing, inspired by the motion of molecules in a field gradient. The faster the molecule is diffusing, the narrower is its resonance line. Now we look at the low frequency noise limit, $t \gg v_c$. This leads to

$$\langle \hat{H}_I(t) \rangle_{\text{FD}} \approx e^{-\frac{\gamma^2}{2} t^2} e^{-(t/T_2)^2} : \quad (31)$$

In contrast to Eq. (30), the decay differs from a simple exponential and is independent of v_c . This result is equivalent to an average over an ensemble of qubits at any specific time t (in other words, the line-width $\propto 1/\sqrt{2}$ and dephasing time $T_2 = \sqrt{2}$ are a consequence of inhomogeneous broadening). Therefore the coherence decay is completely independent of the environmental kinetics. As we shall see below, this decay is to a large extent reversible by the Hahn echo.

The Hahn echo decay is calculated from Eqs. (19), (22), and (28) leading to

$$\langle \hat{H}_I(2t) \rangle_{\text{Hahn}} = \exp \left[-\frac{\gamma^2}{2} \int_0^{2t} dt' S(\omega_c) \right] = \exp \left[-\frac{\gamma^2}{2} v_c 2t \right] : \quad (32)$$

For $t \ll v_c$ we again have motional narrowing, $\langle \hat{H}_I(2t) \rangle_{\text{Hahn}} \approx e^{-\frac{\gamma^2}{2} v_c 2t}$, a result identical to FID [Eq. (30)] if we set $t = 2t$. This occurs because the noise trajectories are completely uncorrelated before and after the π -pulse, that plays no role in this limit. For $t \gg v_c$ we get

$$\langle \hat{H}_I(2t) \rangle_{\text{Hahn}} \approx e^{-\frac{\gamma^2}{24} (v_c)^2 \left(\frac{2t}{v_c}\right)^3} e^{-\frac{\gamma^2}{2} v_c 2t} : \quad (33)$$

In drastic contrast to free induction decay, Eq. (33) depends crucially on the kinetic variable ω_c . The time scale T_2 for $1/e$ decay of Hahn echo⁴ is considerably longer than T_2 when ω_c .

A train of Hahn echoes: The Carr-Purcell sequence and coherence control

Consider the sequence $\pi/2$ [π echo]_{repeat}. It consists of the application of a π -pulse every odd multiple of τ , with the observation of an echo at even multiples of τ , i.e. at $t = 2n\tau$ for n integer.⁵ In the limit ω_c the n -th echo envelope can be approximated by a product of n Hahn echoes,

$$\langle \hat{h}_+ (2n\tau) \rangle_{CP} = \langle \hat{h}_+ (2\tau) \rangle_{Hahn}^n e^{-\frac{2n}{T_2} - \frac{2}{T_2} \tau^2} e^{-\frac{2n}{T_2^{eff}}}; \quad (34)$$

with $T_2^{eff} = T_2 [T_2 = (2\tau)^2]$. As τ is decreased below T_2 the effective coherence time T_2^{eff} increases proportional to $1/\tau^2$. Therefore a train of Hahn echoes can be used to control decoherence. Rewriting Eq. (34) with $t = 2n\tau$ we get $T_2^{eff} = (2n)^{2/3} T_2$, showing that the scaling of the enhanced coherence time with the number of π -pulses is sub-linear. The train of π -pulses spaced by τ effectively averages out the noise, because within τ much shorter than τ_c the noise appears to be time-independent.

Loss of visibility due to high frequency noise

In order to understand the role of high frequency noise, consider the model Lorentzian noise spectrum peaked at frequency ω with a broadening given by $1/\tau_d$,

$$S_L(\omega) = \frac{\tau_d^2}{(\omega - \omega_c)^2 \tau_d^2 + 1} : \quad (35)$$

Using Eqs. (19) and (21) and assuming $\omega_c = \omega$ we get

$$\langle \hat{h}_+ (t) \rangle_{CP} = \exp \left[-\frac{t^2}{2\tau_d^2} - 1 \right] e^{t/\tau_d} \cos t : \quad (36)$$

Therefore high frequency noise leads to loss of visibility for the coherence oscillations. The loss of visibility is initially oscillatory, but decays exponentially to a fixed contrast for $t \gg \tau_d$. For comparison consider the Gaussian model,

⁴In the electron spin resonance literature the $1/e$ decay time of a Hahn echo is often denoted T_M . Here follow the spintronics terminology and use T_2 for the $1/e$ decay of Hahn echo, and T_2 for $1/e$ decay of FID in the low frequency regime.

⁵One can make the Carr-Purcell sequence robust against pulse errors by alternating the phase of the π -pulses, see e.g. the Carr-Purcell-Meiboom-Gill sequence [23].

$$S_G(l) = \frac{l^2}{2^2} \exp \left(-\frac{(l/2)^2}{2^2} \right) : \quad (37)$$

For we get

$$j_h + (t) i j_z = \exp \left(-\frac{1}{2} t^2 \right) \cos t : \quad (38)$$

Note that the difference between the Gaussian and the Lorentzian models lies in the time dependence of the approach to a fixed contrast. Deviations from Lorentzian behavior may be assigned to non-exponential decays of the coherence envelope. Although Eqs. (36), (38) were calculated for free induction decay, it is also a good approximation for Hahn echoes in the limit $1 =$.

2.3 Single spin measurement versus ensemble experiments: Different coherence times?

Recently single shot detection of the spin of a single electron in a GaAs quantum dot was demonstrated [4], and the Hahn echo decay of the singlet-triplet transition in a double quantum dot was measured [7]. Also, spin resonance of a single spin center in the Si/SiO₂ interface was detected through time averaged current fluctuations [5]. These state of the art experiments should be contrasted with the traditional spin resonance measurements where the microwave excitation of a sample containing a large number of localized spins is probed. Naturally the following question arises: Are the coherence times extracted from an ensemble measurement any different from the ones obtained in single spin experiments?

The answer to this question is related to the ergodicity of the environment producing noise, i.e., whether time averages are equal to ensemble averages. Even when single shot read-out of a quantum degree of freedom is possible, one must repeat each measurement several times, in order to obtain good average values for the observables. For example, measurements of the state of a single spin yields two possible outcomes and one must time-average an ensemble of identical qubit evolutions in order to obtain an average value that reflects the correct outcome probabilities (In Ref. [4], each average value resulted from 600 read-out traces). The presence of phase fluctuation with correlation time τ_c smaller than the typical averaging time implies spin precession with distinct frequencies for read-out traces separated in time. This may lead to strong free induction decay (low T_2) in a single shot read-out measurement, see Fig. 2. This was indeed observed in the double-dot experiments of Petta et al [7].

The free induction decay time T_2 in ensemble experiments may be quite different from single-spin experiments. This is because the spatial separation of spins adds several new contributions to zero frequency noise. These include spatially inhomogeneous magnetic fields, g-factors, and strains. However, all these contributions are removed by a Hahn echo sequence, that filters out

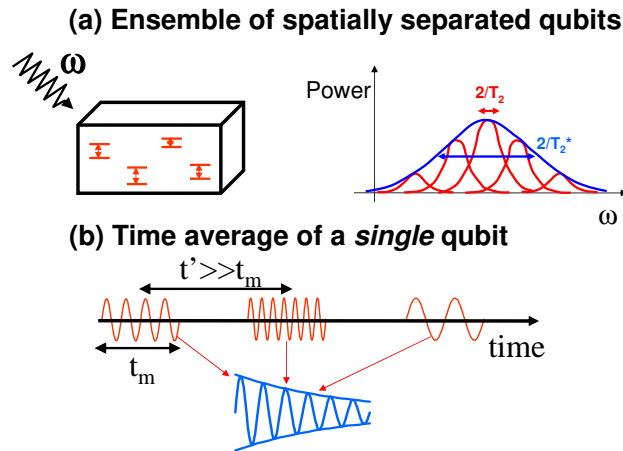


Fig. 2. (a) A Traditional spin resonance experiment probes the coherent evolution of an ensemble of spatially separated spins. The spins can be separated into different "packets" with similar resonance frequencies, each packet with linewidth $2\pi T_2$. A free induction decay measurement is sensitive to the broadened linewidth $2\pi T_2^*$. A spin echo is needed in order to reveal the intrinsic linewidth $2\pi T_2$. (b) A similar situation applies to single spin experiments subject to low frequency noise, because each time ensemble may have a different resonance frequency

environmental fluctuations with frequencies smaller than $1/T_2$. Therefore we expect the spin echo decay time T_2 for a spatial ensemble and a single spin to be similar, provided the mechanisms for finite frequency noise do not vary wildly for spatially separated spins, and the environment affecting each individual spin is ergodic within the average time scale (similar reasoning applies for T_1 , which is determined by high frequency noise $\omega \gg 1/T_1$).

The Gaussian theory of decoherence described here is appropriate for ergodic environments. It would be very interesting to explore model systems both experimentally and theoretically in order to search for detectable non-ergodic effects in coherent evolution.

3 Electron spin evolution due to nuclear spins: Isotropic and anisotropic hyperfine interactions, inter-nuclear couplings and the secular approximation

A localized electron spin coupled to a lattice of interacting nuclear spins provides a suitable model system for the microscopic description of environmental fluctuations affecting coherent evolution. Here we describe a model appropriate for localized electron spins in semiconductors, and discuss some approximations that can be made in a moderate magnetic field (typically larger than the inhomogeneous broadening linewidth, $B > 0.1 \text{ T}$).

3.1 The electron-nuclear spin Hamiltonian

The full Hamiltonian for a single electron interacting with N nuclear spins is given by [23]

$$H = H_{eZ} + H_{nZ} + H_{en} + H_{en}^0 + H_{nn}; \quad (39)$$

Here the Zeeman energies for electron and nuclear spins are respectively

$$H_{eZ} = \frac{1}{2} \mu_B \sum_i \sigma_i^z \quad (40)$$

$$H_{nZ} = \sum_i \mu_N I_{iz}; \quad (41)$$

where $\sigma = (\sigma_x; \sigma_y; \sigma_z)$ is the Pauli matrix vector representing the electron spin, and I_i is the nuclear spin operator for a nucleus located at position R_i with respect to the center of the electron wave function. For $B = 1$ T we have $\mu_B = 10^{-4}$ Hz while $\mu_N = 10^8$ Hz. The $e-n$ coupling takes place due to isotropic and anisotropic hyperfine interactions. The isotropic hyperfine interaction is given by

$$H_{en} = \frac{1}{2} \sum_i A_i^{iso} I_i \sigma_i^z; \quad (42)$$

with contact hyperfine interaction

$$A_i^{iso} = \frac{8}{3} \mu_B \mu_N |\psi(R_i)|^2; \quad (43)$$

where $\mu_B = e\hbar/(2m_e) = 1.76 \times 10^{-4}$ (eG) $^{-1}$ is the gyromagnetic ratio for a free electron and $|\psi(r)|^2$ is the electron's wave function. Typical values of A_i^{iso} varies from $A_i^{iso} = 10^7$ Hz for $R_i = 0$ (at the center of a donor impurity wave function) to $A_i^{iso} = 0$ for R_i much larger than the impurity Bohr radius. The anisotropic hyperfine interaction reads

$$H_{en}^0 = \frac{1}{2} \sum_i A_i^{aniso} I_i \sigma_i^z \quad (44)$$

with an anisotropic hyperfine tensor given by

$$(A_i^0)_{lm} = \mu_B \mu_N \frac{d^3 r}{d^3 r} \frac{(r - R_i)_l (r - R_i)_m}{2r + r_0} \left[\frac{3x_l x_m}{r^5} - \frac{\delta_{lm}}{r^3} \right]; \quad (45)$$

where $r_0 = e^2/(\hbar^2 m_e)$ is the classical electron radius. Note that Eqs. (42) and (44) are first order perturbative corrections in the electron coordinate r . Finally, the nuclear-nuclear dipolar coupling reads

$$H_{nn} = \sum_{i < j} \frac{\hbar^2}{R_{ij}^3} \frac{I_i \cdot I_j}{R_{ij}^5} - \frac{3}{R_{ij}^5} (I_i \cdot R_{ij})(I_j \cdot R_{ij}); \quad (46)$$

where $R_{ij} = |R_i - R_j|$ is the distance between two nuclei. The typical energy scale for Eq. (46) is a few KHz for nearest-neighbors in a crystal.

The full Hamiltonian Eq. (39) is a formidable many-body problem. It is particularly hard to study because of the lack of symmetry. In order to study theoretically the quantum dynamics of an electron subject to a large number of nuclear spins we need to truncate Eq. (39). Here we discuss some simplifications appropriate for $B > 0.1$ T, a condition typically satisfied in several experiments. The first approximation arises when we note that the electron Zeeman energy is typically 10^3 times larger than the nuclear Zeeman energy. For $B > 100$ G the former is much larger than A_i^{iso} , therefore the electron spin cannot be "flipped" by the action of the hyperfine interaction. In other words, "real" electron spin transitions get inhibited at these fields (however virtual transitions induced by second order processes such as H_{en}^2 do produce visible effects as discussed in section 3.3). This consideration allows us to approximate the isotropic hyperfine interaction to a diagonal form (secular approximation),

$$H_{\text{en}} = \frac{1}{2} \sum_i A_i^{\text{iso}} I_{iz} : \quad (47)$$

The anisotropic hyperfine interaction contains a similar diagonal contribution in addition to pseudo-secular terms of the form $\sum_i A_i^0 I_{iz}$. These terms lead to important echo modulations of the order of $(A_i^0 / \gamma B)^2 \ll 1$ for moderate magnetic fields ($B \approx 0.1$ T). To derive these terms, assume \hat{B} as the direction of the magnetic field and substitute $\hat{B} = \sum_i \hat{b}_i$ in Eq. (44). The result is

$$H_{\text{en}}^0 = \frac{1}{2} \sum_i A_{ik}^0 I_{iz} + A_{i?}^0 I_{i+} + A_{i?}^0 I_{i-} ; \quad (48)$$

where

$$A_{ik}^0 = \sum_{\pm} \hat{A}_{\pm} \hat{b}_{\pm} ; \quad (49)$$

$$A_{i?}^0 = \frac{1}{2} \sum_{\pm} \hat{A}_{\pm} \hat{b}_{\pm} + i \sum_i \hat{A}_{\pm} \hat{b}_{\pm} : \quad (50)$$

For some lattice sites (closer to the center of the donor impurity) $A_{i?}^0$ is a reasonable fraction of the nuclear spin Zeeman energy (even for $B \approx 1$ Tesla), and as a consequence the precession axis of these nuclear spins will depend on the state of the electron, producing strong modulations in the nuclear spin echo signal [24]. For the electron spin Eq. (48) produces small modulations observed at the shortest time scales in the echo decay envelope [19]. Finally, we can neglect contributions to Eq. (46) that do not conserve nuclear spin Zeeman energy,

$$H_{\text{nn}} = \sum_{i < j} b_{ij} (I_{i+} I_{j-} + I_{i-} I_{j+} - 4 I_{iz} I_{jz}) ; \quad (51)$$

with

$$b_{ij} = \frac{1}{4} \sum_n \frac{1}{n} \frac{3 \cos^2 \theta_{ij}}{R_{ij}^3} ; \quad (52)$$

Here θ_{ij} is the angle formed by the applied magnetic field and the vector \mathbf{R}_{ij} linking the two nuclear spins i, j . This leads to an important orientation dependence of coherence times.

3.2 Electron-nuclear spin evolution in the secular approximation

In the secular approximation [Eqs. (47)–(51)] the electron-nuclear spin Hamiltonian is block-diagonal,

$$H = H_+ \mathcal{P}^{*} \mathcal{I}^{\dagger} \mathcal{I} + H_- \mathcal{P} \mathcal{I}^{\dagger} \mathcal{I} \quad (53)$$

where $\mathcal{P}^{*} \mathcal{I}^{\dagger} \mathcal{I}$ and $\mathcal{P} \mathcal{I}^{\dagger} \mathcal{I}$ are projectors in the electron spin up and down subspaces respectively. Here H_{\pm} contains only nuclear spin operators and is given by

$$H_{\pm} = H_{nn} \pm \sum_i \gamma_n B_{\pm} I_{iz} \pm \frac{1}{2} \sum_i \gamma_e B_{\pm} \left[A_i I_{iz} + A_i^0 I_{i+} + A_i^0 I_{i-} \right]; \quad (54)$$

where $A_i = A_i^{\text{iso}} + A_{ik}^0$ and $A_i^0 = A_{i2}^0$. Accordingly, the evolution operator becomes $U(t) = U_+(t) \mathcal{P}^{*} \mathcal{I}^{\dagger} \mathcal{I} + U_-(t) \mathcal{P} \mathcal{I}^{\dagger} \mathcal{I}$ with $U_{\pm}(t) = e^{\pm i H_{\pm} t}$. We can write an explicit expression for the coherences as a function of the evolution operators $U_{\pm}(t)$ provided the initial density matrix can be written in product form, $\rho_0 = \rho_e \otimes \rho_n$. The free induction decay is given by

$$\begin{aligned} h_+(t)_{\text{FID}} &= \text{Tr}_n \text{Tr}_e \left(U_+^{\dagger} + U_- \right) \rho_e \otimes \rho_n \\ &= \text{Tr}_n \left(U_+^{\dagger} + U_- \right) \rho_n \text{Tr}_e f + \rho_e g; \end{aligned} \quad (55)$$

where we used the fact that $U_+^{\dagger} + U_- = U_+^{\dagger} U_- \mathcal{P} \mathcal{I}^{\dagger} \mathcal{I}$ and $\rho_+ = \mathcal{P}^{*} \mathcal{I}^{\dagger} \mathcal{I} \rho_0$. For the Hahn echo, we use $U_+^{\dagger} U_-$ as our evolution operator, to get

$$h_+(2t)_{\text{Hahn}} = \text{Tr}_n \left(U_+^{\dagger} U_- \right) \rho_n \text{Tr}_e f + \rho_e g; \quad (56)$$

Eqs. (55) and (56) are exact in the secular approximation, and make explicit the dependence of the electron's coherence envelope in the nuclear spin Hamiltonian evolution.

Inhomogeneous broadening due to the isotropic hyperfine interaction

The diagonal model

$$H = \sum_i \gamma_n B_{\pm} I_{iz} \pm \frac{1}{2} \sum_i \gamma_e B_{\pm} \left[A_i I_{iz} \right] \quad (57)$$

is easily solved exactly for nuclear spins initially in a product state. Assume the electron spin is pointing in the $+y$ direction, and the nuclear spin states

are distributed randomly, each nuclei with equal probability of pointing up or down. The free induction decay amplitude becomes

$$\begin{aligned}
 h_+(t)_{\text{FID}} &= \frac{i}{2} \text{Tr}_n U_+^\dagger U \\
 &= \frac{i}{2} e^{i\omega_B t} \frac{1}{2} \sum_j e^{\frac{i}{2} A_j t} + e^{-\frac{i}{2} A_j t} \\
 &= \frac{i}{2} e^{i\omega_B t} \sum_j \frac{1}{2^N} e^{\frac{i}{2} t \sum_{j=1}^N A_j^2} \\
 &= \frac{i}{2} e^{i\omega_B t} e^{\frac{1}{8} t^2 \sum_j A_j^2};
 \end{aligned} \tag{58}$$

where in the last line we assumed $N \gg 1$ with each individual $A_j \neq 0$ so that the hyperfine field can be approximated by a continuous Gaussian distribution. The free induction decay rate or inhomogeneously broadened linewidth is given by $\frac{1}{T_2} = \sum_j A_j^2$. This fast decay rate should be compared to the Hahn echo: From Eq. (56) we see that $h_+(2\tau)_{\text{Hahn}} = 1$, the Hahn echo never decays. In fact, from Eq. (56) we can easily prove that the class of Hamiltonians of the form Eq. (53) satisfying $[H_+, H_-] = 0$ have time independent Hahn echoes given by $\text{Tr} \rho_{\text{eq}}$ [25].

3.3 Beyond the secular approximation: Nuclear-nuclear interactions mediated by the electron spin hyperfine interaction

In the sections above we showed that the secular approximation allows us to decouple electron spin dynamics from nuclear spin dynamics completely. This approximation clearly does not hold at low magnetic fields, and the problem becomes considerably more complicated. The study of electron spin evolution subject to the full isotropic hyperfine interaction has attracted a great deal of attention lately [26, 27, 25, 28], particularly because of a series of free induction decay experiments probing electron spin dynamics in quantum dots in the low magnetic field regime [29]. In the author's opinion the most successful theoretical approach so far in the description of these experiments is to treat the collective nuclear spin field classically by taking averages over its direction and magnitude [26]. Here we shall not discuss the interesting effects occurring at low fields. Instead, we will focus on the following question: What is the threshold field B_{th} for the secular approximation to hold? For intermediate $B > B_{\text{th}}$ (not satisfying $B \ll B_{\text{th}}$), how can the non-secular terms be incorporated in a block diagonal Hamiltonian of the form Eq. (53)?

In order to answer these questions, let's consider the Hamiltonian

$$H = H_0 + V; \tag{59}$$

$$H_0 = \frac{1}{2} (\omega_e + \omega_n) B_z + \frac{1}{2} \sum_j A_j I_{jz}; \tag{60}$$

$$V = \frac{1}{2} \sum_j A_j (I_j^+ + I_j^-); \quad (61)$$

where H_0 and V denote the secular and non-secular contributions respectively. Here we remove the nuclear Zeeman energy by transforming to the rotating frame precessing at $\omega_n B$. From Eq. (61) we may be tempted to assume that flip-flop processes involving an electron and a nuclear spin (e.g., $|\uparrow\downarrow\rangle \rightarrow |\downarrow\uparrow\rangle$) are forbidden by energy conservation at fields $\omega_e B \approx \omega_n B$. However, the situation is much more complex because higher order "virtual" processes such as $V^2 = A_i A_j I_{i+} I_{j-} + \dots$ preserve the electron spin polarization and hence may have a small energy cost (of the order of $A_i - A_j$ for $A_i \approx A_j$). As we show below, these processes actually lead to a long-range effective coupling between nuclear spins, similar to the RKKY interaction between nuclear spins in a metal. We will show this using the original self-consistent approach of Shenviet al.

Let $|j^+\rangle$ be a $|j^+\rangle$ eigenstate of the Hamiltonian Eq. (59), i.e. $|j^+\rangle$ has primarily electron spin-up character. Without loss of generality, $|j^+\rangle$ can be written as

$$|j^+\rangle = \alpha |j^+\rangle + \beta |j^-\rangle; \quad (62)$$

Because the perturbation V flips the polarization of the electron, the action of H on the electron spin-up and electron spin-down subspaces yields the two simultaneous equations,

$$H_0 |j^+\rangle + V |j^-\rangle = E_+ |j^+\rangle; \quad (63)$$

$$H_0 |j^-\rangle + V |j^+\rangle = E_- |j^-\rangle; \quad (64)$$

Eq. (64) can be solved for $|j^-\rangle$ and the resulting expression inserted into Eq. (63) yields

$$H_0 |j^+\rangle + V \frac{1}{E_+ - H_0} V |j^+\rangle = E_+ |j^+\rangle; \quad (65)$$

In the presence of an energy gap between the spin-up and spin-down states (this is certainly true at high magnetic fields satisfying $\omega_e B \gg \omega_n B$), the operator $1/(E_+ - H_0)$ is always well-defined [30]. Because the left-hand side of Eq. (65) depends on E_+ , it is not a true Schrodinger equation; to obtain E_+ exactly, Eq. (65) must be solved self-consistently. However, if we use $E_+ \approx (\omega_e + \omega_n)B/2$, then we can obtain an effective Hamiltonian from Eq. (65). The effective Hamiltonian in the electron spin-up subspace is

$$H_e^+ = H_0 + V_e^+ \quad (66)$$

$$V_e^+ = \frac{1}{4} \sum_{j,k} A_j A_k I_j^+ \frac{1}{(\omega_e + \omega_n)B + \frac{1}{2} \sum_j A_j I_{jz}} I_{k+}; \quad (67)$$

We obtain a similar, but not identical, effective Hamiltonian for the spin-down subspace (note the transposition of the I_- and I_+ operators),

$$H_e = H_0 + V_e \quad (68)$$

$$V_e = \frac{1}{4} \sum_{j,k} A_j A_k I_{j+} \frac{1}{(e_n)B + \frac{1}{2} \sum_j A_j I_{jz}} I_k : \quad (69)$$

Eqs. (67) and (69) show that the overall coupling between nuclei does indeed decrease at high fields, because the operator $1/(E - H_0)$ scales approximately as $1/B$. However, the energy cost for flipping two nuclei j and k is proportional to $A_j - A_k$. Thus, if A_j and A_k are close in value, the nuclei can flip even at high fields. Eqs. (67), (69) were later derived using an alternative canonical transformation approach [31].

We may expand Eqs. (67) and (69) in powers of $\sum_j A_j I_{jz} = (e_n)B$, so that for the unpolarized case we have approximately

$$V_e = \frac{1}{2} \sum_{j,k} \frac{A_j A_k}{2(e_n)B} I_{j+} I_k : \quad (70)$$

This effective Hamiltonian is of the secular type Eq. (53), and satisfies the symmetry condition $[H_+, H_-] = 0$. Therefore a Hahn echo is able to refocus this interaction completely.

Shenviet al performed exact numerical calculations of electron spin echo dynamics in clusters of $N = 13$ nuclear spins [25]. The Hahn echo envelope was found to decay fast to a loss of contrast given by

$$h_+(2\tau) \approx \frac{1}{2} \frac{\sum_j A_j^2}{[(e_n)B]^2} : \quad (71)$$

This shows that the threshold field for neglecting the non-secular isotropic hyperfine interaction in the Hahn echo is given by the inhomogeneously broadened linewidth, $B_{th} = \sqrt{\sum_j A_j^2} = e_n \approx 10 - 100$ G (for a donor impurity in silicon, B_{th} is 1 G for natural samples and 10 G for ^{29}Si enriched samples).

Recently, Yao et al [31] and Deng et al. [28] showed that the electron-mediated inter-nuclear coupling may be observed as a magnetic field dependence of the free induction decay time in small quantum dots. There is currently an interesting debate on the correct form of the time dependence for FID decay. Yao et al. derived the FID decay from Eq. (70) and obtained $h_+(t) \propto e^{-t^2}$, while Deng et al. carried out a full many-body calculation to argue that FID scales as a power law according to $h_+(t) \propto 1/t^2$.

4 Microscopic calculation of the nuclear spin noise spectrum and electron spin decoherence

In this section we discuss low frequency noise due to interacting nuclear spins. For simplicity, we assume only isotropic hyperfine interaction. The inclusion of anisotropic hyperfine interaction is considerably more complicated, but can be seen to lead to high frequency noise and echo modulations (at frequencies close to $\gamma_n B \approx 10^8 \text{ s}^{-1}$ per Tesla). In the next section we provide explicit numerical calculations for the case of a phosphorus impurity in silicon and compare our results to experiments.

4.1 Nuclear spin noise

Using the approximations Eqs. (47) and (51) we can write the electron-nuclear Hamiltonian in a form similar to Eq. (1). In the electron spin Hilbert space, we assume an effective time-dependent Hamiltonian of the form

$$H_e^e = \frac{1}{2} \gamma_e B_z + \frac{1}{2} \sum_i A_i I_{iz}(t); \quad (72)$$

with $A_i = A_i^{\text{iso}}$. Nuclear spin noise is in turn determined by the effective Hamiltonian

$$H_e^n = \sum_{i < j} H_{ij}^n; \quad (73)$$

$$H_{ij} = \gamma_n B (I_{iz} + I_{jz}) + b_{ij} (I_{i+} I_{j-} + I_{i-} I_{j+} - 4 I_{iz} I_{jz}) + \frac{1}{2} (A_i I_{iz} + A_j I_{jz}); \quad (74)$$

where we decoupled the electron spin from the nuclear spins by assuming the nuclear spin wave function evolves in the electron spin up subspace ($\sigma_z = 1$). An equally valid choice is to assume $\sigma_z = -1$. It turns out that this choice does not matter within the pair approximation described below. We will check this by noting that the final answer is unchanged under the operation $A_i \rightarrow -A_i$ for all i .⁶

For now we assume the nuclear spins are unpolarized ($T = 1$) so that $\langle \sum_i A_i I_{iz} \rangle = 0$. This approximation will be relaxed below. The time dependent correlation function for nuclear spins is given by

⁶As we shall see below, this approximation leads to identical results as the lowest order cluster expansion developed in [21]. However, interesting interference effects arise when this approximation is not valid. The cluster expansion method beyond lowest order [22] takes account of the full electron-nuclear evolution, therefore it can be used to study these effects.

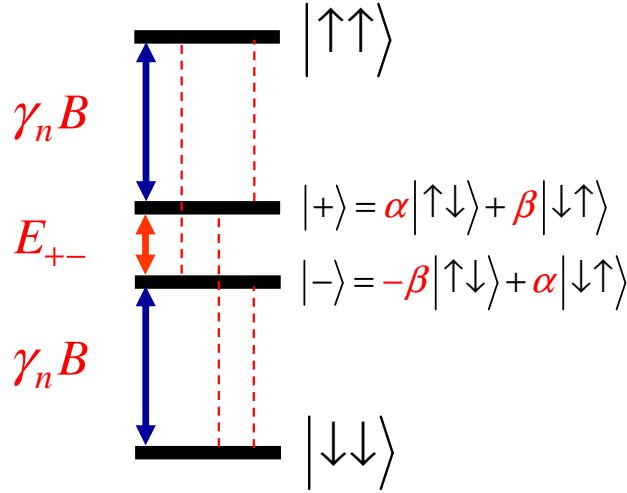


Fig. 3. Energy levels for two nuclear spins coupled through the dipolar interaction. The flip-flop mechanism corresponds to transitions between the states $|j \neq i\rangle$ and $|j = i\rangle$, which are admixtures of $|j \neq i\rangle$ and $|j = i\rangle$ states. The anisotropic hyperfine interaction couples states differing by $\gamma_n B$ in energy.

$$\begin{aligned}
 S(t) &= \sum_i \sum_{j \neq i} A_i I_{iz}(t) A_j I_{jz}(0) + \\
 &= \sum_i A_i^2 \overline{h_{iz}}(t) I_{iz}(0) + \sum_{i,j \neq i} A_i A_j \overline{h_{ij}}(t) I_{ij}(0); \quad (75)
 \end{aligned}$$

We now invoke a "pair approximation" by assuming

$$\overline{h_{iz}}(t) I_{iz}(0) = \overline{h_{iz}}(t) I_{iz}(0) i_{ij}; \quad (76)$$

$$\overline{h_{ij}}(t) I_{jz}(0) = \overline{h_{ij}}(t) I_{jz}(0) i_{ij}; \quad (77)$$

where $\overline{h_{ij}}$ denotes a thermal average restricted to the ij Hilbert space. The operator $I_{iz}(t)$ is in the Heisenberg representation defined by the two particle Hamiltonian Eq. (74). Plugging Eqs. (76) and (77) in Eq. (75) and reordering terms we get

$$S(t) = \sum_{i < j} \overline{h_{ij}}(t) \hat{I}_{ij}(0) i_{ij}; \quad (78)$$

with

$$\hat{I}_{ij} = A_i I_{iz} + A_j I_{jz}; \quad (79)$$

The same derivation could be given for finite temperature, when the thermal average of the hyperfine field is non-zero. The result is identical to Eq. (78) except for the substitution $\hat{I}_{ij} \rightarrow \hat{I}_{ij} + \overline{h_{ij}}$. Using the definition

of the noise spectrum [Eq. (6)] and expanding the correlator in the energy eigenstates of the pair Hamiltonian Eq. (74) we get

$$S_{ij}(\omega) = \sum_i p_{ji} \langle j | \hat{J}_{ij} | i \rangle^2 \delta(\omega - E_{ji}); \quad (80)$$

with $E_{ji} = E_j - E_i$ the energy difference between the energy eigenstates $|j\rangle, |i\rangle$, and p_{ji} the (thermal) occupation of state i . Therefore the noise spectrum is a sum over all possible transition frequencies induced by the operator \hat{J}_{ij} . For nuclear spin $I=2$ the ij Hamiltonian has the following eigenenergies and eigenstates (See Fig. 3)

$$E_{\pm\pm} = \pm B + \frac{b_{ij} + a_{ij}}{4}; \quad (81)$$

$$E_{+} = b_{ij} + \frac{b_{ij}^2 + \frac{a_{ij}^2}{4}}{4}; \quad (82)$$

$$E_{-} = b_{ij} - \frac{b_{ij}^2 + \frac{a_{ij}^2}{4}}{4}; \quad (83)$$

$$E_{\pm\mp} = \pm B - \frac{b_{ij} - a_{ij}}{4}; \quad (84)$$

$$|j\rangle_i = \cos\frac{\theta}{2} |j\rangle_{\#i} + \sin\frac{\theta}{2} |j\rangle_{\#i}; \quad (85)$$

$$|j\rangle_{-i} = \sin\frac{\theta}{2} |j\rangle_{\#i} + \cos\frac{\theta}{2} |j\rangle_{\#i}; \quad (86)$$

with

$$a_{ij} = \frac{1}{4} (A_i + A_j); \quad (87)$$

$$b_{ij} = \frac{1}{4} (A_i - A_j); \quad (88)$$

$$\cos\theta = \frac{b_{ij}}{b_{ij}^2 + \frac{a_{ij}^2}{4}}; \quad (89)$$

$$\sin\theta = \frac{a_{ij}}{b_{ij}^2 + \frac{a_{ij}^2}{4}}; \quad (90)$$

Using Eqs. (85), (86) the transition matrix element is easily found to be

$$\langle j | \hat{J}_{ij} | j \rangle_i = \frac{1}{4} a_{ij} \sin\frac{\theta}{2} \cos\frac{\theta}{2} = \frac{1}{8} a_{ij} \sin\theta; \quad (91)$$

The transition frequency is simply the difference between Eqs. (82) and (83),

$$E_{+} - E_{-} = 2 \frac{b_{ij}^2 + \frac{a_{ij}^2}{4}}{4}; \quad (92)$$

The resulting noise spectrum is therefore

$$S_{ij}(\omega) = A_{ij}^2 \sum_i p_{ji} \delta(\omega - E_{+} - E_{-}) + 4 \frac{b_{ij}^2 + \frac{a_{ij}^2}{4}}{b_{ij}^2 + \frac{a_{ij}^2}{4}} [p_{+} \delta(\omega - E_{+}) + p_{-} \delta(\omega - E_{-})]; \quad (93)$$

with a static contribution given by

$$A_{ij}^{ms} = 4 \left((p_{\alpha\alpha} + p_{\beta\beta}) a_{ij}^2 + (p_{+} + p_{-}) \frac{b_{ij}^2}{b_{ij}^2 + \frac{1}{2}} \right) \quad (94)$$

The free induction decay due to this noise spectrum can be easily calculated using Eq. (19) and the filter function Eq. (21),

$$\langle h_{+}(t) \rangle = \exp \left[-\frac{1}{2} \sum_{i < j} A_{ij}^{ms} t^2 \right] \exp \left[-\frac{1}{2} \sum_{i < j} (p_{+} + p_{-}) \frac{b_{ij}^2}{b_{ij}^2 + \frac{1}{2}} t^2 \operatorname{sinc}^2 \left(\frac{b_{ij}^2}{b_{ij}^2 + \frac{1}{2}} t \right) \right] \quad (95)$$

where $\operatorname{sinc}(x) = \sin(x)/x$. As expected, the FID decay is usually dominated by the zero-frequency noise amplitude A_{ij}^{ms} [Eq. (94)]. The dipolar-induced decay may be visible provided A_{ij}^{ms} is much smaller than the finite frequency noise amplitudes. For example, this is the case if the nuclear spins are polarized, since we have $A_{ij}^{ms} = 0$ exactly when $p_{\beta\beta} = 1$ in Eq. (94).

The Hahn echo decay envelope is derived after integration with the filter function Eq. (22),

$$\langle h_{+}(2) \rangle = \exp \left[-\frac{1}{8} \sum_{i < j} (p_{+} + p_{-}) \frac{b_{ij}^2}{b_{ij}^2 + \frac{1}{2}} t^4 \operatorname{sinc}^4 \left(\frac{b_{ij}^2}{b_{ij}^2 + \frac{1}{2}} t \right) \right] \quad (96)$$

At $T \rightarrow 1$ ($p_{+} = p_{-} = 1/4$) Eq. (96) is identical to the echo decay obtained by two completely different methods, viz. the lowest order cluster expansion [Eq. (20) in Ref. [21]] and the quasiparticle excitation model [Eq. (18) in Ref. [31]]. As expected, Eq. (96) is independent of zero-frequency noise, and is exactly equal to 1 when either $b_{ij} = 0$ or $\omega_{ij} = 0$, or when the nuclear spins are polarized ($p_{+} = p_{-} = 0$).

By expanding the exponent in Eqs. (95) and (96) in powers of time, we find that only even powers are present. The short time behavior for FID is e^{-t^2} , while for Hahn echo e^{-t^4} . This short time approximation is valid for times much shorter than the inverse cut-off frequency of the noise spectrum obtained after summing over all pairs i, j .

4.2 Mean field theory of noise broadening: quasiparticle lifetimes

We showed that the noise spectrum due to $|\uparrow\rangle \rightarrow |\downarrow\rangle$ transitions in the Hilbert space formed by two nuclear spins i, j is a linear combination of delta functions. We may extend this pair approximation to clusters larger than two, and the number of delta functions will grow exponentially with cluster size

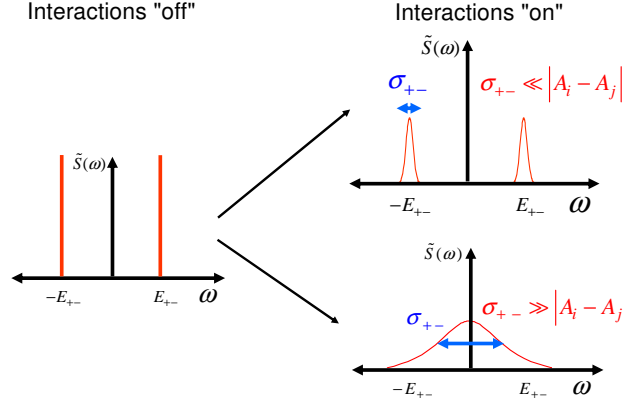


Fig. 4. An isolated pair of nuclear spins with infinite lifetime will produce a sharp peak in the noise spectrum. The role of the many-body interactions with other nuclear spins is to broaden this peak and smooth out the noise spectrum for the collective nuclear spin excitations. Here we calculate the line broadening for each pair i - j transition using a procedure similar to van Vleck's method of moments.

[This can be done by systematically increasing the size of the Hilbert space beyond a single pair i ; j in Eqs. (76) and (77)]. These delta functions can be interpreted as well defined nuclear spin excitations with infinite lifetime.⁷ With this interpretation in mind, it is natural to expect that the many-body interactions of the pair i ; j with other nuclear spins will limit the lifetime of the i - j excitations, i.e., the delta functions will be broadened, see Fig. 4.

We can add broadening to the delta functions in a mean field fashion by using the method of moments, which is applicable at infinite temperature (no nuclear spin polarization, i.e. $k_B T \gg \mu_N B$). In this limit, the noise spectrum is written as

$$S_{ij}(\omega) = \frac{1}{2^N} \sum_{\alpha} \langle \hat{J}_{ij}^2 \rangle_{\alpha} \delta(\omega - E_{\alpha}); \quad (97)$$

where here α denote exact many-body eigenstates of the system of N -coupled nuclear spins. The n -th moment $\langle \hat{J}_{ij}^n \rangle$ can be calculated exactly using the invariance of the trace.⁸ Consider the zeroth-moment,

$$S_{ij}(0) = \frac{1}{2^N} \sum_{\alpha} \langle \hat{J}_{ij}^2 \rangle_{\alpha} = \frac{1}{2^N} \text{Tr}(\hat{J}_{ij}^2);$$

⁷In Ref. [31] Yao et al derive a similar quasiparticle picture via direct calculation of the time dependent correlation function for the electron spin. However, the authors did not calculate the quasiparticle relaxation times. The noise spectrum is a natural starting point for developing a theory for quasiparticle energy broadening, as we show here.

⁸A similar method was used in the semiclassical theory of spectral diffusion in order to calculate the i - j rates for pairs of nuclear spins [16].

$$= \frac{1}{2^N} \text{Tr} \hat{\chi}_{ij}^2 = \frac{1}{4} A_i^2 + A_j^2 : \quad (98)$$

Accordingly, the second moment is given by

$$\begin{aligned} \int_0^\infty \langle S_{ij}(t) \rangle^2 dt &= \frac{1}{2^N} \text{Tr} [\hat{H}_e^n; \hat{\chi}_{ij}]^2 \\ &= \frac{1}{2} A_i^2 \sum_{k \notin i} b_{ik}^2 + b_{ij}^2 A_i A_j + \frac{1}{2} A_j^2 \sum_{k \notin j} b_{jk}^2 : \end{aligned} \quad (99)$$

Note that Eqs. (98) and (99) are exact at infinite temperature.

The mean field approximation employed here assumes each delta function in the noise spectrum can be approximated by a Gaussian function normalized to one.⁹ The noise spectrum becomes

$$S_{ij}(\omega) = \frac{1}{4} \langle \hat{\chi}_{ij} \rangle^2 \exp \left[-\frac{(\omega - E)^2}{2} \right] ; \quad (100)$$

and the second moment is

$$\int_0^\infty \langle S_{ij}(t) \rangle^2 dt = \frac{1}{4} \langle \hat{\chi}_{ij} \rangle^2 (\omega^2 + E^2) : \quad (101)$$

We now calculate the broadenings by equating Eq. (101) with Eq. (99). This procedure can be carried out exactly, since the noise spectrum has two identical peaks (Fig. 4) at frequencies $\pm E$. The broadening is found to be

$$\omega_{+}^2 = \frac{b_{ij}^2 + \sum_{k \notin i,j} b_{ik}^2}{4 \sum_{k \notin i,j} b_{ik}^2} b_{ik}^2 A_i^2 + b_{jk}^2 A_j^2 : \quad (102)$$

When $b_{ij} < b_j$, the broadening becomes of the same order of magnitude as van Vleck's second moment for the dipolar interaction (equal to $\sum_{k \neq i} b_{ik}^2$ [23]). For $b_{ij} = b_j$ we have $\omega_{+} = E + 1$. This type of excitation is of high frequency and short lifetime, showing fast decay to a small loss of contrast as described by Eqs. (36), (38). The broadenings describe the diffusion of localized nuclear spin excitations (deviations from thermal equilibrium) over length scales greater than the pair distance.

⁹We can verify this assumption by calculating the skewness (fourth moment divided by three times the second moment squared). For a perfect Gaussian the skewness is exactly one. We carried out this calculation and showed that for $b_{ij} < b_j$ the skewness is very close to one. On the other hand for $b_{ij} = b_j$ the skewness becomes large, and a better approximation is a Lorentzian with a cut-off at the wings. Nevertheless, by inspecting Eq. (96) we note that nuclear spin pairs with $b_{ij} = b_j$ give a much weaker contribution to echo decay than pairs with $b_{ij} < b_j$. Therefore this Gaussian fit is precisely valid for most important pairs. As discussed in Eqs. (36), (38) the difference between a Gaussian and a Lorentzian fit lies in the time dependence of the decay of coherence modulations; This is $e^{-t^2/2}$ for a Gaussian and e^{-t} for a Lorentzian.

By adding broadenings to the delta functions in Eq. (93) we are able to plot a smooth noise spectrum, and study the relative contributions of a large number of nuclear spins as a function of a continuous frequency. The modified Eq. (93) summed over all nuclear pair contributions reads

$$S(\omega) = 4 \sum_{i < j} \frac{b_{ij}^2}{b_{ij}^2 + \frac{\omega^2}{2}} \left[p_+ e^{-\frac{(\omega + E_i)^2}{2}} + p_- e^{-\frac{(\omega + E_j)^2}{2}} \right] + \sum_{i < j} A_{ij}^{\text{ms}} S(\omega); \quad (103)$$

For studies of echo decay we may drop the delta function contribution at zero frequency. Note that the first part of Eq. (103) gives an additional zero frequency contribution, that is the limit $\omega \rightarrow 0$ of the broadened spectrum.

5 Electron spin echo decay of a phosphorus impurity in silicon: Comparison with experiment

In this section we apply our theory to a phosphorus donor impurity in bulk silicon. We consider both natural samples ($f = 4.67\%$ ^{29}Si nuclear spins) and isotopically enriched samples ($f = 99.23\%$ ^{29}Si nuclear spins). We show explicit numerical calculations of the nuclear spin noise spectrum resulting from dipolar nuclear-nuclear couplings, predict the Hahn echo envelope and compare our results with the experimental data of Tyryshkin et al [18] and Abe et al [19].

5.1 Effective mass model for a phosphorus impurity in silicon

Here the donor impurity is described within effective mass theory by a Kohn-Luttinger wave function [32],

$$\psi(\mathbf{r}) = \frac{1}{6} \sum_{j=1}^6 F_j(\mathbf{r}) u_j(\mathbf{r}) e^{i\mathbf{k}_j \cdot \mathbf{r}}; \quad (104)$$

$$\mathbf{k}_j = 0.85 \frac{2\pi}{a_{\text{Si}}} \hat{\mathbf{k}}_j; \quad \hat{\mathbf{k}}_j^2 = f\hat{x}^2 + \hat{x}\hat{y} + \hat{y}\hat{z} + \hat{z}^2; \quad (105)$$

$$F_{1,2}(\mathbf{r}) = \frac{\exp\left[-\frac{x^2}{(nb)^2} + \frac{y^2 + z^2}{(na)^2}\right]}{(na)^2 (nb)}; \quad (106)$$

with envelope functions F_j describing the effective mass anisotropies. Here $n = (0.029 \text{ eV} = E_i)^{1/2}$ with E_i being the ionization energy of the impurity ($E_i = 0.044$ eV for the phosphorus impurity, hence $n = 0.81$ in our case), $a_{\text{Si}} = 5.43$ Å the lattice parameter for Si, $a = 25.09$ Å and $b = 14.43$ Å

characteristic lengths for Si-hydrogenic impurities [33]. Moreover, we will use experimentally measured values for the charge density on each Si lattice site $\rho_i(R_i) = 186 \beta^2$. Hence the isotropic hyperfine interaction is given by

$$A_i^{\text{iso}} = \frac{16}{9} \rho_i(R_i) [F_1(R_i) \cos(k_0 X_i) + F_3(R_i) \cos(k_0 Y_i) + F_5(R_i) \cos(k_0 Z_i)]^2; \quad (107)$$

with the Si conduction band minimum at $k_0 = (0.85)^2/a_{\text{Si}}$, gyromagnetic ratios for ^{29}Si nuclear spins $\gamma_n = 5.31 \cdot 10^3 \text{ (sG)}^{-1}$, and the free electron $\gamma_e = 1.76 \cdot 10^7 \text{ (sG)}^{-1}$. It is instructive to check the experimental validity of Eq. (107) by calculating the inhomogeneous line-width $\Delta\omega = (\gamma_e T_2)^{-1}$. A simple statistical theory [Eq. (58)] leads to

$$\hbar(\Delta\omega = \gamma_e T_2)^{-1} = \frac{f}{(2\gamma_e)^2} \sum_{R_i \neq 0}^X A_i^{\text{iso}^2}; \quad (108)$$

For natural silicon (nuclear spin fraction $f = 0.0467$) our calculated root mean square line-width is equal to 0.89 G . On the other hand, a simple spin resonance scan leads to $2.5 \text{ G} = 2 \sqrt{2 \ln 2} = 1.06 \text{ G}$ [33]. Therefore the simple model employed here is able to explain 84% of the experimental hyperfine line-width. This is the level of agreement that we should expect when comparing our theory for echo decay with experiment.

5.2 Explicit calculations of the nuclear spin noise spectrum and electron spin echo decay of a phosphorus impurity in silicon

The nuclear spin noise spectrum is calculated from Eq. (103) by excluding the $(!)^2$ contribution. For each pair i, j we calculate the transition frequency Eq. (92) and broadening Eq. (102) using the derived microscopic values of the hyperfine interaction [Eq. (107)] and the dipolar interaction

$$b_{ij} = \frac{1}{4} \gamma_n^2 \hbar \frac{1}{R_{ij}^3} \frac{3 \cos^2 \theta_{ij}}{R_{ij}^3}; \quad (109)$$

For silicon the sites i, j lie in a diamond lattice with parameter $a_{\text{Si}} = 5.43 \text{ \AA}$. We wrote a computer program that sums over lattice sites R_i within r_0 of the center of the donor. Each site R_i is then summed with all sites R_j within r_0^0 of R_i (excluding double counting). After numerical tests we concluded that the values $r_0 = 200 \text{ \AA}$ and $r_0^0 = 10 \text{ \AA}$ were high enough to guarantee convergence (increasing r_0 and r_0^0 changes the calculations by a negligible amount). Our explicit numerical calculations for the echo decay without broadening [Eq. (96)] reproduced the equivalent calculation of Witzke et al. [21] with no visible deviation. For $k_B T \ll \gamma_n B$ we may assume that the nuclear spins are completely unpolarized (the experimental data was taken at $T = 4 \text{ K}$ and $B = 0.3 \text{ T}$ [18]). We account for the isotopic fraction f (ratio of sites containing nuclear spin $I=1/2$) using a simple averaging method. For example, the

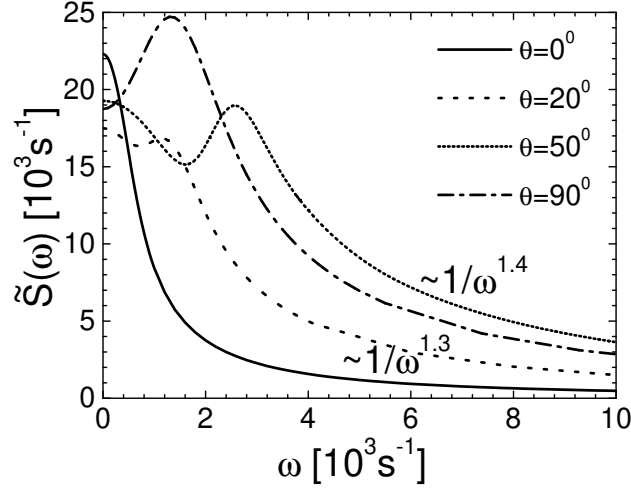


Fig. 5. Nuclear spin noise affecting the electron spin phase. We show the noise spectrum for several magnetic field orientation angles with respect to the (001) direction. As θ is increased from zero, a broad peak develops at a frequency close to the dipolar splitting between nearest neighbors in the lattice. In this case the noise spectrum is clearly non-monotonic, and cannot be described by a Markovian model. The spin echo envelope is a frequency integral of the noise spectrum weighted by a filter function.

pair populations are set as $p_+ = p_- = f^2/4$, and the broadening $\gamma_+^2 = \gamma_-^2 = \gamma^2$ [note $\gamma_k b_{ij}^2$ in Eq. (102)].

Fig. 5 shows the nuclear spin noise spectrum for natural Si at four different magnetic field orientation angles with respect to the crystal direction (001). Here $\theta = 0$ corresponds to $\mathbf{B} \parallel \mathbf{k}$ (001), while $\theta = 90$ corresponds to $\mathbf{B} \parallel \mathbf{k}$ (110). For θ away from zero the noise spectrum is characterized by a broad peak at which the flip-flop transition frequencies E_{\pm} accumulate. The fact that the spectrum is non-monotonic implies important non-Markovian behavior for electron spin dynamics (recall that a Markovian noise spectrum is defined as a sum of Lorentzians, hence it is always monotonic). Interestingly, for θ close to zero and at low frequencies ($\omega < 5 \times 10^3 \text{ s}^{-1}$), the spectrum appears to be similar to a Lorentzian peaked at $\omega = 0$. However, one cannot fit a Lorentzian up to high frequencies because the asymptotic behavior deviates significantly from $1/\omega^2$.

The Hahn echo is obtained by integrating the noise spectrum multiplied by the filter function Eq. (22) up to a frequency cut-off (we used $\omega_c = 10^6 - 10^7 \text{ s}^{-1}$, and $\Delta f = 1 \times 10^3 \text{ s}^{-1}$ in our numerical calculations). The result is shown in Fig. 6 for two different orientations. We show calculations of the echo without broadening [Eq. (96), identical to the result shown in Ref. [21]] and for the echo with broadening, that is obtained through direct integration of the noise spectrum shown in Fig. 5. Note that the two theories

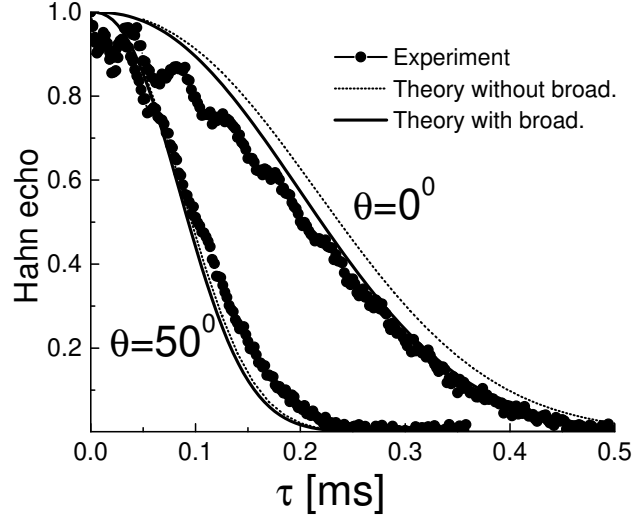


Fig. 6. Electron spin echo decay of a phosphorus impurity in natural silicon (4.67% ^{29}Si nuclear spins) for two different magnetic field orientations. We show experimental data from Ref. [18] together with theoretical calculations without ip- op broadening (identical to Ref. [21]) and with ip- op broadening. The latter is calculated by directly integrating the noise spectrum shown in Fig. 5 with the appropriate filter function.

are in close agreement here because for low nuclear spin density ($f = 0.0467$) the broadenings are generally much smaller than the transition frequencies E_{\pm} , at least for the important pairs causing spectral diffusion. Recall that our theory does not account for the anisotropic hyperfine interactions. Therefore our theoretical results should be compared to the monotonic envelope enclosing the experimental data points.¹⁰ The echo modulations due to the anisotropic hyperfine interaction is clearly visible at short times in the experimental data shown in Fig. 6. These oscillations produce a loss of contrast of about 10% at the short time regime. Apart from this effect, the agreement between theory and experiment is quite good.

Fig. 7 shows echo decay results for isotopically enriched samples ($f = 99.23\%$). The experimental data is from Abe et al. [19]. Note that here the echo modulations are very evident, the loss of contrast reaches 100%. The monotonic envelope on top of the experimental data is in reasonable agreement with the theory without broadening. However, the theory with broadening decays significantly faster. The difference between both theories increases for increasing f . This suggests that the mean-field theory proposed in section 4.2 overestimates the broadening. The author expects that a more sophisticated many-body calculation may account for this discrepancy.

¹⁰We thank Dr. A. M. Tyryshkin for pointing this out to us.

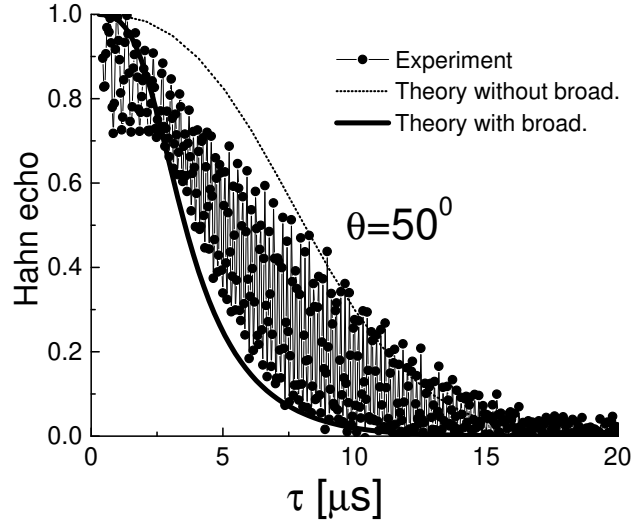


Fig. 7. Electron spin echo decay of a phosphorus in purity in isotopically enriched silicon (99.23% of ^{29}Si). Experimental data from Ref. [19].

Fig. 8 shows the dependence of the $1/e$ echo decay time (T_2) with the magnetic field angle. The shortest value of T_2 is obtained when B is along the (111) direction ($\theta = 54.74^\circ$). In this case none of the nearest neighbor pairs have zero dipolar couplings. Only pairs i,j with R_{ij} parallel to the (100), (010), and (001) directions have their dipolar interaction turned off by the magic angle [$\theta_{ij} = 54.74^\circ$ implies $\cos^2 \theta_{ij} = 1/3$ and $b_{ij} = 0$, see Eq. (109)]. On the other hand for $B \parallel (001)$, T_2 is longer by a factor of three. This occurs because the nearest neighbor pairs, that usually give the strongest contribution to echo decay, are forming a magic angle with respect to $B \parallel (001)$.¹¹

We now discuss the time dependence of the echo envelope. The echo decay without broadening fits well to the expression

$$h_+(2\tau) = e^{-\frac{2\tau}{T_2}} \quad (110)$$

for a wide range of 2τ centered around T_2 and for all values of f (for a log-log plot, see Fig. 9 of Ref. [22]). Tyryshkin et al. [18] studied the time dependence of the natural silicon experimental data by fitting the expression $v_E(2\tau) = e^{-2\tau/T_2^0} e^{-(2\tau/T_2^0)^n}$. Here T_2^0 was interpreted as arising from a combination of spin- $\uparrow\downarrow$ processes and the instantaneous diffusion mechanism, due to the finite concentration of donors. Tyryshkin et al. reported $T_2^0 = 1.1 \text{ ms}$ and exponent $n = 2.4 \pm 0.1$ for all sample orientation angles between 20° and 90° . For $\theta = 10^\circ$ they found $n = 2.6 \pm 0.1$, while for $\theta = 0^\circ$

¹¹The nearest neighbors for each site i are located at $R_{ij} = \frac{1}{4}a_{\text{Si}}(1;1;1)$, $\frac{1}{4}a_{\text{Si}}(-1;-1;1)$, $\frac{1}{4}a_{\text{Si}}(-1;1;-1)$, and $\frac{1}{4}a_{\text{Si}}(1;-1;-1)$.

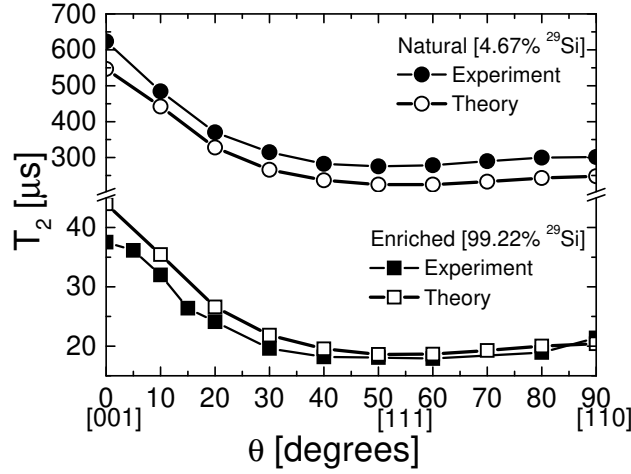


Fig. 8. Orientation dependence of the 1/e echo decay time T_2 . θ is the angle between the applied magnetic field and the crystallographic (001) direction, so that $\theta = 90^\circ$ is along the (110) direction. We show experimental data for natural Si [18] and for isotopically enriched Si [19]. The theoretical calculations shown are without broadening. For natural Si, the experimental data was corrected for a independent instantaneous diffusion decay, see Ref. [18]. Because of this the theoretical T_2 's are lower than the experimental T_2 's reported in Ref. [18], in contrast to what is observed in Fig. 6.

$n = 3.0 \pm 0.2$. The time dependence at angles close to the (001) direction is yet to be explained theoretically. At natural abundance ($f = 0.0467$) the theory with broadening and the theory without broadening have similar time dependences. However, as f increases the time dependence of the broadened theory deviates significantly from the theory without broadening. As an example, for $f = 0.9923$ and $\theta = 50^\circ$ the broadened theory shows a cross-over from $e^{-3.3t}$ at short $t < 3$ s to $e^{-1.7t}$ for $t > 3$ s. This indicates that adding broadening to the nuclear spin excitations leads to observable effects in the time dependence of electron spin coherence. Unfortunately, the echo modulations are too strong in isotopically enriched samples (Fig. 7). This makes the precise experimental determination of the time dependence of the echo envelope quite difficult.

Eq. (110) allows us to extract scaling of the 1/e decay time T_2 with the nuclear spin fraction f . Note that in the theory without broadening f appears as a pre-factor in the exponent due to $p_+ + p_- = f^2 = 4$. Therefore we have simply

$$T_2 / f^{2.3} = f^{0.87} : \quad (111)$$

Abe et al. [34] measured T_2 for seven isotopically engineered samples with f ranging from 0.2% to 100%. Their study shows that T_2 must scale between $f^{0.86}$ and $f^{0.89}$ in good agreement with Eq. (111).

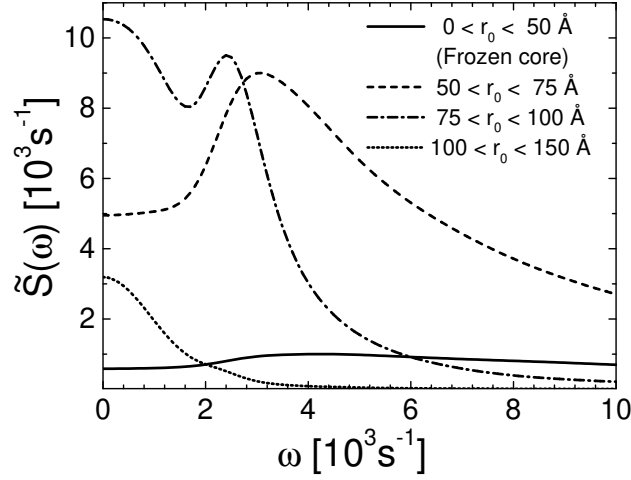


Fig. 9. Contribution of nuclear spins located at concentric shells around the donor (natural Si, $r_0 = 50$ Å). Nuclear pairs closer to the center ($r_0 < 50$ Å) have their fluctuation amplitude suppressed by the strong hyperfine field difference between sites i, j , forming a frozen core. The largest contribution is due to pairs located at $50 \text{ Å} < r_0 < 100 \text{ Å}$.

It is interesting to study the number and location of nuclear spins contributing to the noise spectrum. Fig. 9 shows the contribution due to pairs inside shells concentric at the donor center (for natural silicon and $r_0 = 50$ Å). The contribution for $r_0 < 50$ Å is quite small, but extends over a wide frequency spectrum. These nuclear spins are said to form a "frozen core", because their noise amplitude is suppressed due to the strong difference in hyperfine fields affecting sites i, j . The frozen core of a SiP donor has about 3×10^4 nuclear spins. This frozen core effect plays an important role in other contexts as well such as optical spectroscopy experiments [35]. The nuclear spin noise theory developed here allows a quantitative description of this effect.¹² From Fig. 9 it is evident that a significant fraction of the noise frequency noise power comes from the large number of nuclear spins located between 50 Å and 100 Å from the donor center (about 2×10^5 nuclear spins). These pairs are satisfying a quasi-resonance condition $\omega_{ij} \approx \omega_j$.

¹² In order to understand the frozen core effect from our analytical expression for the noise spectrum, assume $A_i = A_j$ and $\omega_{ij} = \omega_j$ in Eq. (102). In this case we have $\omega_{ij} = A_i$. From Eq. (103) the noise amplitude becomes $\omega_{ij}^2 = A_i^2$, that is much smaller than ω_j^2 .

6 Conclusions and outlook for the future

In this chapter we described the coherent evolution of an electron spin subject to time dependent fluctuations along its quantization axis. We showed that in the Gaussian approximation the electron spin transverse magnetization can be expressed as a frequency integral over the magnetic noise spectrum multiplied by an appropriate filter function. The filter function depends on the particular pulse sequence used to probe spin coherence, differing substantially at low frequencies for free induction decay (FID) and Hahn echo. For a Gauss-Markov model (Lorentzian noise spectrum centered at zero frequency) we showed that the short time decay of the FID signal is approximately e^{-t^2} , while the echo decays according to e^{-t^3} .

We applied this general relationship between noise and decoherence to the case of a localized electron spin in isotopically engineered silicon, where the magnetic noise is mainly due to the dipolar fluctuation of spin-1/2 lattice nuclei. The nuclear spin noise spectrum was calculated from a pair-poisson model, resulting in a linear combination of sharp transitions (delta functions). The echo decay due to these sharp transitions is identical to the one derived by the lowest order cluster expansion [21]. Next, we showed how to obtain a smooth noise spectrum by adding broadening to these transitions using a mean-field approach. The resulting noise spectrum was found to be strongly non-monotonic, hence qualitatively different from the usual Lorentzian spectrum of a Gauss-Markov model. This structured noise spectrum is able to explain the non-Markovian dynamics ($e^{-t^{2.3}}$) observed in electron spin echo experiments for phosphorus doped silicon. We compared the theories with and without broadening to two sets of experimental data, for natural and isotopically enriched silicon. The agreement was quite good for natural silicon, but not as good for ^{29}Si enriched samples.

It is interesting to compare our results to the set of non-Gaussian phenomenological theories proposed a long time ago by Klauder and Anderson [14]. These authors classified spectral diffusion behavior in two groups, depending on the nature of the interactions causing magnetic noise. In " T_1 samples" the magnetic noise is caused by non-resonant spins fluctuating individually (e.g., due to phonon emission). On the other hand the magnetic noise at " T_2 samples" is caused by the mutual interaction of the non-resonant spins (For example, a nuclear spin bath weakly coupled to the lattice is a " T_2 sample" because the longitudinal nuclear spin relaxation time T_1^n is much longer than the transverse relaxation time T_2^n). Klauder and Anderson showed that echo decay behavior in a variety of T_1 samples could be described by a Markovian theory by making assumptions about the general shape of the distribution of fluctuations at any given time. While a Gauss-Markov model leads to echo decay of the form e^{-t^3} , a Lorentz-Markov model leads to e^{-t^2} behavior, and intermediate non-Gaussian distributions result in e^{-t^n} with n between two and three. Later, Zhidomirov and Salikhov [36] showed that similar behavior can be obtained in T_1 samples composed of a dilute dis-

tribution of magnetic impurities fluctuating according to a random telegraph noise model (Markovian with a non-Gaussian distribution).

Nevertheless the problem of echo decay behavior in " T_2 samples" remained open. It was found empirically by many authors (see [11] and references therein) that echo decay behavior in " T_2 samples" is usually well fitted to the expression e^{-t/T_2} , and the Lorentz-Markov model of Klauder and Anderson was often invoked as a phenomenological explanation. Here we show that this behavior can be derived microscopically from a Gaussian model that takes into account the non-Markovian evolution of the coupled nuclear spin bath. The resulting behavior found by us [e^{-t/T_2}] is not due to a short time approximation [the short time behavior for each pair is actually given by e^{-t^2/T_2} , see Eq. (96)]. In order to explain these experiments we must consider the collective finite time evolution of a large number of nuclear spins [note that the characteristic frequency of fluctuation for a pair i - j of $E_{ij} = 2\sqrt{b_{ij}^2 + \frac{1}{4}A_{ij}^2}$ gets renormalized to values much larger than the dipolar interaction b_{ij} when the nuclear spins are subject to strong hyperfine inhomogeneities $A_{ij} = (A_i - A_j)/4$]. This theoretical explanation opens the way to novel microscopic interpretations of a series of pulse electron spin resonance experiments, where the electron spin may be viewed as a spectrometer of low frequency magnetic noise due to a large number of nuclear spins or other magnetic moments. For example, a recent experiment [37] revealed that magnetic noise from the surface must play a role on spin echo decay of antimony impurities implanted in isotopically purified silicon (with a very low density of ^{29}Si nuclear spins in the bulk).

There are many open questions that deserve further investigation. First, what is the contribution of higher order nuclear spin transitions to the noise spectrum? This question may be answered by going beyond the simple pair i - j model assumed here, in a similar fashion as the cluster expansion developed in [21], or using an alternative linked cluster expansion for the spin Green's function [39]. Another interesting open question is the design of optimal sequences for suppressing the effects of nuclear spin noise in electron spin evolution, as was done for the random telegraph noise model in Ref. [40]. This is particularly important in the context of spin-based quantum computation. The efficiency of a Carr-Purcell sequence in suppressing the electron spin coherence decay due to a nuclear spin bath was considered both in the framework of a semiclassical model (see Ref. [38], where the role of nuclear spins greater than $1/2$ was also considered) and using a cluster expansion approach [41]. Recently, it was shown that the electron mediated inter-nuclear coupling [Eq. (70)] may be exploited in order to recover electron spin coherence lost for the nuclear spin bath [42]. We will certainly see many other interesting developments in the near future.

Acknowledgements

This research project began in 2001 in collaboration with Sankar DasSarma, my Ph.D. advisor. I am grateful for and appreciate his guidance and support. The collaboration continued with Wayne Witzel, another Ph.D. student in S. DasSarma's group. This part of the work was supported by ARDA, USARO, US-ONR, and NSA-LPS. My postdoctoral work on this problem was in collaboration with K. Birgitta Wale and Neil Shenvi. Neil also dedicated part of his Ph.D. thesis on problems related to electron spin dynamics due to nuclear spins. This part of the work was supported by the DARPA SPINS program and the US-ONR. My long, energetic and prolific collaboration with Neil and Wayne cannot be overstated. I acknowledge great discussions with J. Fabian, X. Hu, A. Khaetskii, D. Loss, L.J. Sham, L.M.K. Vandersypen, and I. Zutic. The role of experimentalists in the development of this theory was also very important. I wish to thank Stephen Lyon, Alexei Tyryshkin, Thomas Schenkel, Kohei Itoh, and Eisuke Abe for discussions and for providing their experimental data before it was published. Finally, I wish to acknowledge an enlightening conversation with Professor Erwin Hahn, who kindly shared his astonishing intuition on the problems that he pioneered a long time ago.

References

1. A. Schweiger, G. Jeschke: *Principles of Pulse Electron Paramagnetic Resonance* (Oxford University Press, U.K. 2001)
2. X. Hu: Spin-based quantum dot quantum computing, in W. Potz, U. Hohenester, J. Fabian (Eds.): *Lecture Notes in Physics* vol. 689 (Springer Berlin 2006); S. DasSarma, R. de Sousa, X. Hu, B. Koiller: *Solid State Commun.* 133, 737 (2005)
3. F. Jelezko et al.: *Phys. Rev. Lett.* 92, 0764401 (2004)
4. J.M. Elzerman et al.: *Nature* 430, 431 (2004)
5. M. Xiao et al.: *Nature* 430, 435 (2004)
6. D. Rugar et al.: *Nature* 430, 329 (2004)
7. J.R. Petta et al.: *Science* 309, 2180 (2005)
8. G. Feher and E.A. Gere: *Phys. Rev.* 114, 1245 (1959)
9. H. Hasegawa: *Phys. Rev.* 118, 1523 (1960); L.M. Roth: *Phys. Rev.* 118, 1534 (1960)
10. R. de Sousa, S. DasSarma: *Phys. Rev. B* 68, 155330 (2003)
11. M. Chiba, A. Hirai: *J. Phys. Soc. Japan* 33, 730 (1972)
12. B. Herzog, E.L. Hahn: *Phys. Rev.* 103, 148 (1956)
13. J.P. Gordon, K.D. Bowers: *Phys. Rev. Lett.* 1, 368 (1958)
14. J.R. Klauder, P.W. Anderson: *Phys. Rev.* 125, 912 (1962)
15. W.B. Mims: Electron spin echoes, in S. Geschwind (Ed.): *Electron spin resonance* (Plenum Press, NY, 1972); K.M. Salikhov, Yu.D. Tsvetkov: *Electron Spin Echoes and its applications*, in L. Kevan, R.N. Schwartz (Eds.): *Time domain electron spin resonance* (Wiley, NY 1979)
16. R. de Sousa, S. DasSarma: *Phys. Rev. B* 68, 115322 (2003)

17. A.M. Tyryshkin, S.A. Lyon, A.V. Astashkin, A.M. Raitsimring: Phys. Rev. B 68, 193207 (2003)
18. A.M. Tyryshkin, J.J.L. Morton, S.C. Benjamin, A. Ardavan, G.A.D. Briggs, J.W. Ager, S.A. Lyon: J. Phys.: Condens. Matter 18, S783 (2006)
19. E. Abe, K.M. Itoh, J. Isoya, S. Yamasaki, Phys. Rev. B 70, 033204 (2004)
20. A. Ferretti, M. Fanciulli, A. Ponti, A. Schweiger: Phys. Rev. 72, 235201 (2005).
21. W.M. Witzel, R. de Sousa, S.D. As Samra: Phys. Rev. B 72, 161306(R) (2005)
22. W.M. Witzel, S.D. As Samra: Phys. Rev. B 74, 035322 (2006)
23. C.P. Slichter: Principles of Magnetic Resonance, 3rd edn. (Springer, Berlin 1996)
24. S. Saikin, L. Fedichkin: Phys. Rev. B 67, 161302(R) (2003)
25. N. Shenvi, R. de Sousa, K.B. Whaley: Phys. Rev. B 71, 224411 (2005)
26. I.A. Merkulov, A.L. Efros, M. Rosen: Phys. Rev. B 65, 205309 (2002)
27. A.V. Khaetskii, D. Loss, L. Glazman: Phys. Rev. Lett. 88, 186802 (2002)
28. C. Deng, X. Hu: Phys. Rev. B 73, 241303(R) (2006)
29. D. Gammon et al.: Phys. Rev. Lett. 86, 5176 (2001); K. Ono, S. Tanucha: Phys. Rev. Lett. 92, 256803 (2004); P.-F. Braun et al.: Phys. Rev. Lett. 94, 116601 (2005); M.V.G. Dutt et al.: Phys. Rev. Lett. 94, 227403 (2005); F.H.L. Koppens: Science 309, 1346 (2005); A.C. Johnson et al.: Nature 435, 925 (2005)
30. N. Shenvi, R. de Sousa, K.B. Whaley: Phys. Rev. B 71, 144419 (2005)
31. W. Yao, R.-B. Liu, L.J. Sham: Phys. Rev. B 74, 195301 (2006)
32. W. Kohn: Shallow Impurity States in Silicon and Germanium, in F. Seitz, D. Turnbull (Eds.): Solid State Physics vol. 5, p. 257v (Academic Press, NY 1957)
33. G. Feher: Phys. Rev. 114, 1219 (1959)
34. E. Abe, A. Fujimoto, J. Isoya, S. Yamasaki, K.M. Itoh: cond-mat/0512404 (unpublished)
35. R.G. DeVoe, A. Wokaun, S.C. Rand, R.G. Brewer: Phys. Rev. B 23, 3125 (1981)
36. G.M. Zhidomirov, K.M. Salikhov: Sov. Phys. JETP 29 1037 (1969)
37. T. Schenkelet al.: Appl. Phys. Lett. 88, 112101 (2006)
38. R. de Sousa, N. Shenvi, K.B. Whaley: Phys. Rev. B 72, 045330 (2005)
39. S.K. Saikin, W. Yao, L.J. Sham: cond-mat/0609105
40. M. Mottonen, R. de Sousa, J. Zhang, K.B. Whaley: Phys. Rev. A 73, 022332 (2006)
41. W.M. Witzel, S.D. As Samra: cond-mat/0604577
42. W. Yao, R.-B. Liu, L.J. Sham: cond-mat/0604634