

# Potential super-hard Osmium dinitride with fluorite structure: First-principles calculations

Chang-Zeng Fan, Song-Yan Zeng  
Department of Material Science and Engineering,  
Harbin Institute of Technology, Harbin 150001, China

Li-Xin Li, Ri-Ping Liu, Wen-Kui Wang  
Key Laboratory of Metastable Material Science and Technology,  
Yanshan University, Qinhuangdao 066004, China

Ping Zhang  
Institute of Applied Physics and Computational Mathematics, Beijing 100088, China

Yu-Gui Yao  
Beijing National Laboratory for Condensed Matter Physics,  
Institute of Physics, Chinese Academy of Sciences, Beijing 100080, China

We have performed systematic first-principles calculations on dicarbide, nitride, oxide and boride of platinum and osmium with the fluorite structure. It is found that only  $\text{PtN}_2$ ,  $\text{OsN}_2$  and  $\text{OsO}_2$  are mechanically stable. In particular  $\text{OsN}_2$  has the highest bulk modulus of 360.7 GPa. Both the band structure and density of states show that the new phase of  $\text{OsN}_2$  is metallic. The high bulk modulus is owing to the strong covalent bonding between Os 5d and N 2p states and the dense packed fluorite structure.

PACS numbers: 81.05.Zx, 62.20.Dc, 71.20.Be, 61.66.Fn

The search for novel hard materials compared to or even harder than diamond, which has the highest measured hardness of 96 GPa<sup>1</sup> and bulk modulus of 443 GPa,<sup>2</sup> has a long history and has stimulated a variety of great achievements in high-pressure research.<sup>3,4,5,6</sup> Consequently, many new superhard materials have been prepared by high-pressure technique, especially after the laser-heated diamond-anvil cells (DACs) was invented. In general two groups of materials are powerful candidates for super-hard materials: (i) strong covalent compounds formed by light elements, such as polymorphy of  $\text{C}_3\text{N}_4$ ,<sup>7</sup>  $\text{B}_6\text{O}$ ,<sup>8</sup> and  $\text{c-BC}_2\text{N}$ .<sup>9</sup> (ii) Partially covalent heavy transition metalboride, carbide, nitride and oxide.  $\text{RuO}_2$ <sup>10</sup> and  $\text{OsB}_2$ <sup>11</sup> are such examples. Theoretically, the nature of hardness has been extensively investigated and many new models have been proposed.<sup>1,3,12,13,14,15,16</sup> For the strong covalent materials, hardness can be directly derived,<sup>13,14,15,16</sup> while for some metallic transition metal-based super-hard materials, it is acknowledged that bulk modulus or shear modulus can measure the hardness in an indirect way.<sup>1,12,17</sup> That is, materials with high bulk or shear modulus are likely to be hard materials.

In the present paper, we focused on the bulk modulus, mechanical and energetic stability of osmium dinitride ( $\text{OsN}_2$ ) with  $\text{CaF}_2$  structure<sup>18</sup> by calculating the elastic constants within the density functional based electronic structure method.<sup>19</sup> For the first time we report that the proposed  $\text{OsN}_2$  compound has very high value of bulk modulus (360.7 GPa) which is even higher than that of  $\text{OsO}_2$  with the same structure (347.5 GPa) and is com-

parable with that of orthorhombic  $\text{OsB}_2$  (365–395 GPa<sup>11</sup>).

All first-principles calculations were performed with the CASTEP code.<sup>20</sup> The ultrasoft pseudopotential (USPP)<sup>21</sup> was employed to describe the interaction between ions and electrons. Both the local-density approximation (LDA)<sup>22</sup> and the generalized gradient approximation (GGA)<sup>23</sup> were used to describe the exchange and correlation potentials. For the Brillouin-zone sampling, the Monkhorst-Pack (MP) scheme with a grid of  $0.03 \text{ \AA}^{-1}$  was adopted.<sup>24</sup> The plane-wave cutoff energy is chosen to be 550 eV for LDA and 500 eV for GGA calculations. For the self-consistent field iterations, the convergence was assumed when (i) the total energy difference between the last two cycles was less than  $1 \times 10^{-6} \text{ eV/atom}$ ; (ii) the maximum force on each atom was below  $0.006 \text{ eV/\AA}$ , and (iii) the maximum atomic displacement was below  $2 \times 10^{-4} \text{ \AA}$ . We have tested that with even more strict parameters the total energy can be converged within  $0.002 \text{ eV/atom}$  for all the systems studied. After getting the equilibrium geometry configuration, we applied the so-called "stress-strain" method to obtain the elastic constants in that the stress can be easily obtained within the density functional based electronic structure method.<sup>25</sup> The "stress-strain" relation can be described as

$$(\epsilon_1; \epsilon_2; \epsilon_3; \epsilon_4; \epsilon_5; \epsilon_6) = C (\sigma_1; \sigma_2; \sigma_3; \sigma_4; \sigma_5; \sigma_6)^T: \quad (1)$$

For the cubic crystal, there are only three non-zero independent symmetry elements ( $c_{11}$ ,  $c_{12}$  and  $c_{44}$ ). Applying two kinds of strains ( $\sigma_1$  and  $\sigma_4$ ) along the crystallographic directions shown in Fig. 1 (a)–(b), respectively, can give

TABLE I: The calculated equilibrium lattice parameters  $a$  (Å), elastic constants  $c_{ij}$  (GPa), bulk modulus  $B$  (GPa), polycrystalline shear modulus  $G$  (GPa), Young's modulus  $E$  (GPa), and Poisson's ratio of typical pure crystals

		$a$	$c_{11}$	$c_{33}$	$c_{44}$	$c_{13}$	$c_{12}$	$B$	$G$	$E$
Diamond	LDA	3.525	1105.8		607.3		140.5	462.3	545.0	1173.8
	GGA	3.566	1053.3		569.1		119.5	430.7	518.0	1109.3
	Ave.	3.546	1079.6		588.2		130.0	446.5	531.5	1141.6
	Expt.	3.567 <sup>a</sup>						443 <sup>b</sup>		0.08
Pt (fcc)	LDA	3.921 (3.890 <sup>c</sup> )	391.1		82.3		279.0	316.4 (320 <sup>c</sup> )	69.2	193.5
	GGA	3.998 (3.967 <sup>c</sup> )	307.9		65.7		232.9	257.9 (238 <sup>c</sup> )	51.6	145.1
	Ave.	3.960 (3.928 <sup>c</sup> )	349.5		74.0		256.0	287.2 (279 <sup>c</sup> )	60.4	169.3
	Expt.	3.924 <sup>d</sup>						276 <sup>e</sup>		0.40
Os (fcc)	LDA	3.798 (3.814 <sup>f</sup> )	686.9		361.3		323.1	444.4 (441.3 <sup>f</sup> )	271.6	676.9
	GGA	3.851 (3.851 <sup>f</sup> )	614.7		328.0		282.5	393.2 (392.9 <sup>f</sup> )	247.1	612.9
	Ave.	3.824 (3.841 <sup>f</sup> )	650.8		344.7		302.8	418.8 (417.1 <sup>f</sup> )	259.4	644.9
	Expt.	2.7313 <sup>g</sup>						395 <sup>g</sup> , 462 <sup>h</sup>		0.25
Os (hcp)	LDA	2.712	808.7	888.6	271.2	264.7	243.7	449.0		
	GGA	2.750 (2.746 <sup>a</sup> )	730.1	798.3	246.9	230.5	209.8	398.9		
	Ave.	2.731	1538.8	843.5	259.1	247.6	226.8	424.0		
	Expt.	2.7313 <sup>g</sup>						395 <sup>g</sup> , 462 <sup>h</sup>		

<sup>a</sup> Reference 12. <sup>b</sup> Reference 2. <sup>c</sup> Reference 26, 37. <sup>d</sup> Reference <sup>47</sup>. <sup>e</sup> Reference <sup>48</sup>. <sup>f</sup> Reference 28. <sup>g</sup> Reference 33. <sup>h</sup> Reference 29.

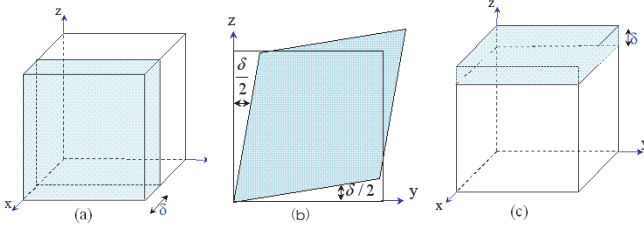


FIG. 1: (Color online) The schematic of strain types: (a)  $\epsilon_1$ ; (b)  $\epsilon_4$ ; (c)  $\epsilon_3$

stresses relating to these three elastic coefficients, yielding an efficient method for obtaining elastic constants for the cubic system. For the hexagonal crystal, there are five independent symmetry elements ( $c_{11}$ ,  $c_{12}$ ,  $c_{13}$ ,  $c_{33}$  and  $c_{44}$ ). In order to obtain the additional components  $c_{13}$  and  $c_{33}$ , another strain  $\epsilon_3$ , see Fig. 1(c)] is needed. For each strain, in our practical calculations, its value is varied from  $-0.003$  to  $+0.003$  with a step of  $0.0012$ , then each of three elastic constants takes the arithmetic average value of the six steps. The bulk modulus is obtained from the elastic constants by the relation  $B = (c_{11} + 2c_{12})/3$ .

The lattice and elastic constants of diamond, pure platinum, hexagonal and cubic pure osmium were calculated to verify the reliability of the present calculations. It is well known that LDA usually underestimates the lattice constants and overestimates the elastic constants, while GGA overestimates the lattice constants and underestimates the elastic constants.<sup>26,27</sup> For this reason we adopted to use the average of the LDA and GGA re-

sults as our theoretical estimates. As shown in Table I, the theoretical average lattice constant and bulk modulus of diamond are 3.546 Å and 446.5 GPa, which agree well with the experimental values of 3.567 Å<sup>12</sup> and 443 GPa,<sup>2</sup> with an error of 0.59% and 0.79%, respectively. For the cubic osmium and cubic platinum, the theoretical bulk modulus values (Pt: 287.2 GPa, Os: 418.8 GPa) are also in accordance with other theoretical results (Pt: 279 GPa,<sup>26</sup> Os: 417.1 GPa<sup>28</sup>). With regard to the hexagonal Os, as shown in Table I, the calculated equilibrium lattice parameter  $c/a$  is 1.581, in good agreement with the experimental value of 1.580.<sup>29,30</sup> The calculated bulk modulus for hexagonal Os is 424.0 GPa, which is also in accordance with previous theoretical results (403 GPa,<sup>31</sup> 429.2 GPa<sup>28</sup>) and experimental measurements (462–12 GPa,<sup>29</sup> 411–6 GPa,<sup>32</sup> 395–15 GPa<sup>33</sup>). Based on above-mentioned accordance, therefore, we believe that the plane-wave ultrasoft pseudopotential (PW-PP) method we employed is reliable in investigating the mechanical properties of osmium and platinum compounds.

Now we turn to fully study  $\text{OsN}_2$  with our first-principles structure. The results of lattice constant, elastic constants, and bulk modulus of  $\text{OsN}_2$  are listed in Table II. For comparison, we have in addition given a calculation on platinum dinitride ( $\text{PtN}_2$ ) and osmium dioxide ( $\text{OsO}_2$ ), and the results are also listed in Table II. Given the elastic constants and bulk modulus, the shear modulus  $G$  and the Young's modulus  $E$  can be deduced as follows:  $G = (c_{11} - c_{12} + 2c_{44})/4$ ,  $E = 9BG/(3B + G)$  and  $\nu = E/(2G) - 1$ . These quantities are also shown in Table II.

The key criteria for mechanical stability of a crystal is that the strain energy must be positive,<sup>34</sup> which means in a hexagonal crystal that the elastic constants should

TABLE II: The calculated equilibrium lattice parameters  $a$  (Å), elastic constants  $c_{ij}$  (GPa), bulk modulus  $B$  (GPa), polycrystalline shear modulus  $G$  (GPa), Young's modulus  $E$  (GPa), and Poisson's ratio of some uorite and pyrite crystals

		$a$	$c_{11}$	$c_{44}$	$c_{12}$	$B$	$G$	$E$	
OsO <sub>2</sub> (uorite)	LDA	4.770 (4.763 <sup>a</sup> )	721.3	243.1	206.6	378.2 (411 <sup>a</sup> , 392 <sup>b</sup> )	250.2	615.0	0.23
	GGA	4.861	632.2	211.2	158.9	316.7	223.9	543.6	0.21
	Ave.	4.816	676.8	227.0	182.8	347.5	237.1	579.3	0.22
PtN <sub>2</sub> (uorite)	LDA	4.943 (4.866 <sup>c</sup> )	499.9	87.4	232.6	321.7 (316 <sup>c</sup> )	110.5	297.4	0.35
	GGA	5.040 (4.958 <sup>c</sup> )	427.9	77.5	188.6	268.3 (264 <sup>c</sup> )	98.6	263.5	0.34
	Ave.	4.992 (4.912 <sup>c</sup> )	463.9	82.5	210.6	295.0 (290 <sup>c</sup> )	104.6	280.5	0.35
PtN <sub>2</sub> (pyrite)	GGA	4.874 (4.875 <sup>d</sup> )	689	129	102	297.8 (278 <sup>d</sup> )	211.3	512.7	0.21
	GGA <sup>e</sup>	4.862	668	99	167	272	184	452	0.23
OsN <sub>2</sub> (uorite)	LDA	4.781	544.5	103.9	309.8	388.0	117.4	319.9	0.36
	GGA	4.856	465.4	79.7	267.3	333.3	89.4	246.2	0.38
	Ave.	4.819	505.0	91.8	288.6	360.7	103.4	283.1	0.37
OsN <sub>2</sub> (pyrite)	GGA	4.925	523	107	213	316	131	345.3	0.32

<sup>a</sup>Reference 35. <sup>b</sup>Reference 36. <sup>c</sup>Reference 26, 37. <sup>d</sup>Reference 42. <sup>e</sup>Reference 41.

satisfy the following inequalities,

$$c_{44} > 0; c_{11} > \frac{1}{2}(c_{12} + c_{11} + c_{12})c_{33} > 2c_{13}^2; \quad (2)$$

while for a cubic crystal,

$$c_{44} > 0; c_{11} > \frac{1}{2}(c_{12} + c_{11} + 2c_{12}) > 0; \quad (3)$$

It is straightforward to verify from Table I that the elastic constants of the hexagonal osmium satisfy formula (2), implying the stability of hcp Os, which is consistent with the experimental observation. In the same manner, from our calculation results in Table I, one can find that PtN<sub>2</sub>, OsN<sub>2</sub> and OsO<sub>2</sub> with uorite structure are also mechanically stable since their elastic constants fit well in formula (3). The stability of these three crystals can also be confirmed by providing the Poisson's ratio, whose value is usually between -1 and 0.5, corresponding to the lower and upper limit where the materials do not change their shapes. Note that the present result of bulk modulus of PtN<sub>2</sub> is 295.2 GPa. The previous FLAPW (full-potential linearized augmented plane waves) calculation gives 290 GPa.<sup>26</sup> Remarkably, the two approaches agree well, suggesting again the reliability of PW-PP method in exploring the structural properties of transition metal compounds. On the other hand, we obtained the bulk modulus of OsO<sub>2</sub> to be 347.5 GPa, which is 13% smaller than that obtained from full-potential linear-muffin-tin-orbital (FP-LMTO) method.<sup>35,36</sup> This difference may come from different density functional based electronic structure method. It reveals in Table I that OsN<sub>2</sub> has the highest bulk modulus of 360.7 GPa in our series of calculations, this value of OsN<sub>2</sub> is much higher than that of other noble metal dinitride (347 GPa for IrN<sub>2</sub>, 190 GPa for AgN<sub>2</sub>, and 222 GPa for AuN<sub>2</sub><sup>37</sup>). The shear modulus of OsN<sub>2</sub> is calculated to be 103.4 GPa,

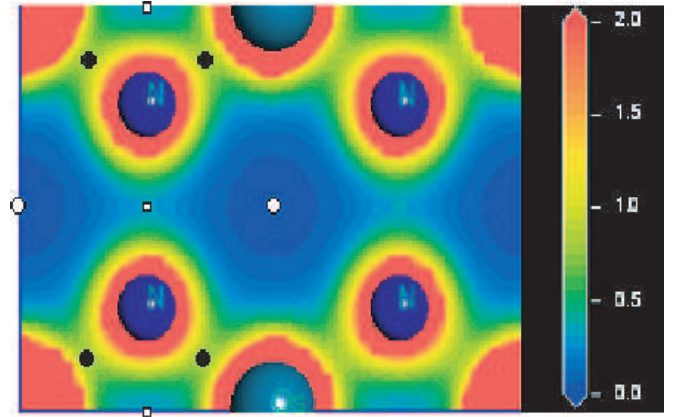


FIG. 2: (Color online) Total electron density of OsN<sub>2</sub> at the (110) plane. The density at three types symmetry points (they are labeled with filled circles, open squares and open circles) are approximately 0.8, 0.3 and 0 e/Å<sup>3</sup>.

comparable with that of PtN<sub>2</sub> (104.6 GPa) as shown in Table I, but much smaller than those of diamond (531.5 GPa) and OsO<sub>2</sub> (237.1 GPa). Thus compared to diamond or OsO<sub>2</sub>, OsN<sub>2</sub> cannot withstand the shear stress to a large extent. It is interesting to point out that OsN<sub>2</sub> was implicitly referred in Ref.<sup>37</sup> to be unstable or has a little bulk modulus. This inconsistency may come from the intrinsic technique flaws in WIEN2K code for obtaining the elastic constants, in which the implanted rhombohedral distortion is not volume-conservative. When applying a non-volume-conservative strain, the expression  $\epsilon_{\text{elast}} = \frac{V_0}{2} c_{ij} \epsilon_i \epsilon_j$  for elastic energy is no longer accurate, resulting in unexpected results in some special cases<sup>38</sup>.

Furthermore, the electronic structure and chemical bonding of OsN<sub>2</sub> with uorite structure are studied by calculating its total charge density, Mulliken population,

and density of state (DOS). In Fig. 2, we plot the total electron density in a (110) plane which cut through both the O s and N sites. The bonding behavior of  $\text{OsN}_2$  can be effectively revealed by analyzing the charge density data in real space ( $r$ ) at three types crystalline symmetry points, as indicated by filled circles, open squares, and open circles in Fig. 2. We found that the charge density of these three kinds points are about 0.8, 0.3 and  $0 \text{ e } \text{\AA}^{-3}$  respectively. Thus the charge density maximum lies between O s and N atoms, indicating formation of strong covalent bonding between them. Combining the fact that each N atom occupies the tetrahedral interstitial formed by four O s atoms around it, it is not difficult to understand that  $\text{OsN}_2$  has a low compressibility. Table

TABLE III: The calculated Atomic and bond Mulliken population analysis of  $\text{OsN}_2$ ,  $\text{OsO}_2$  and  $\text{PtN}_2$ . NM 1 and NM 2 denote the first and second non-metal atoms, and M denotes the metal atom.

	Atomic (e)			Bond (e)		
	NM 1	NM 2	M	NM 1-M	NM 2-M	NM 1-NM 2
$\text{OsN}_2$	-0.54	-0.54	1.09	1.25	1.25	-0.7
$\text{OsO}_2$	-0.55	-0.55	1.10	0.98	0.98	-0.45
$\text{PtN}_2$	-0.45	-0.45	0.9	1.08	1.08	-0.34

III shows bond Mulliken population analysis of  $\text{OsN}_2$ ,  $\text{OsO}_2$ , and  $\text{PtN}_2$ . It indicates that for these three kind of materials the bonding is formed between metal atom and non-metal atom, while a weak-bonding is formed between two non-metal atoms. This is compatible to analysis of the electron density of  $\text{OsN}_2$  in Fig. 2. Table III also lists the Mulliken atomic population analysis results, from which we can see the total charge transfer from Os to N is 1.10, resulting Os in +1.10 charge state and N {0.55 charge state. Therefore, the chemical bonding between Os and N has some character of ionicity. It shows in Table III that the transferred charge in  $\text{OsN}_2$  is almost the same as that in  $\text{OsO}_2$ , and is more than that in  $\text{PtN}_2$ . Thus we can make a conclusion that the charge transfer effect is more influenced by the metal atom rather than the non-metal atom. It is interesting to note that the mechanical properties of  $\text{OsN}_2$  are also very similar to  $\text{OsO}_2$  rather than  $\text{PtN}_2$ , as revealed in our above discussions.

The partial DOS is shown in Fig. 3, no energy gap near Fermi level is seen, indicating the metallic nature of  $\text{OsN}_2$ . At the Fermi level the total DOS is 1.88 states/eV formula units. It reveals that from -18 to -12 eV the states are mainly N (2s) states with a small contribution from Os (5d and 6p). The states above -9 eV mainly come from Os 5d and N 2p orbitals.

It was recently demonstrated in both theory and experiment that the synthesized platinum nitride crystallized in pyrite structure.<sup>41,42,43</sup> The pyrite structure (space group number 205), which was also observed in the silica recently,<sup>40</sup> is cubic with 12 atoms per primitive cell. For pyrite  $\text{PtN}_2$ , both the four Pt atoms and the midpoints of the four nitrogen pairs arrange in fcc positions and re-

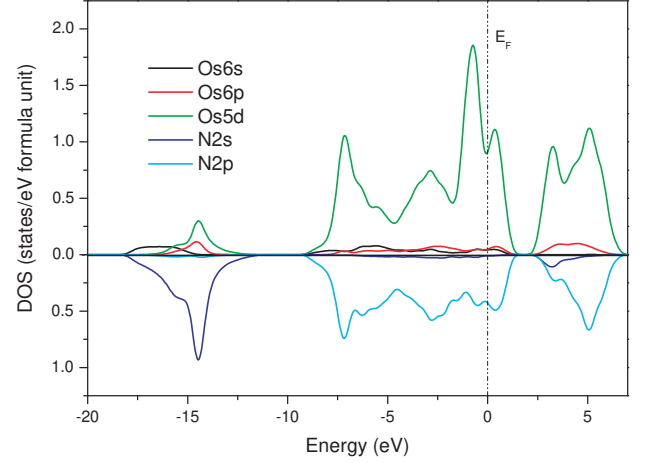


FIG. 3: (Color online) Partial densities of states of  $\text{OsN}_2$ .

sult in NaCl-type arrangement. In addition, each pair of nitrogen atoms aligns along one of the (111) directions. Besides the lattice constant  $a$ , the position ( $u, u, u$ ) of N is the only free structural parameter of pyrite  $\text{PtN}_2$ . Inspired by these advances, we have also performed a series of ab initio total energy calculations to find if  $\text{OsN}_2$  favors the intriguing pyrite structure as platinum nitride does. Figure 4 (a) gives the the energy of  $\text{OsN}_2$  with the internal parameter  $u$  varied from 0.23 to 0.40. The plot reveals that fluorite  $\text{OsN}_2$  lies at a local minimum, indicating its metastable nature. The location of lowest total energy is at 0.3614 for GGA calculations, corresponding to the lattice constant of 4.9246 Å of the pyrite structure. The bond length of nitrogen pairs in pyrite  $\text{OsN}_2$  is found to be 1.365 Å, even smaller than that of pyrite  $\text{PtN}_2$  (1.51 Å). The separation of nitrogen pairs in the pyrite  $\text{OsN}_2$  and  $\text{PtN}_2$  is nearly the same as that of a single-bonded cubic-gauche structure of N observed recently,<sup>44,45</sup> which means that the nitrogen pairs probably consist some characteristics of covalent bonding. The calculated formation energies of pyrite and fluorite  $\text{OsN}_2$  at ambient pressure are 0.69 eV and 1.10 eV (per formula unit), which are smaller than those of pyrite  $\text{PtN}_2$  (0.72 eV) and fluorite  $\text{PtN}_2$  (3.5 eV) respectively. Figure 4 (b) plots the enthalpy versus pressure for the fluorite and pyrite structures. In the overall range of external pressure that we have studied, the enthalpy of pyrite  $\text{OsN}_2$  is always lower than that of fluorite  $\text{OsN}_2$ , implying that no first-order phase transition might occur at zero-temperature between these two structures. In addition, the elastic constants of pyrite  $\text{OsN}_2$  and  $\text{PtN}_2$  are also calculated and listed in Table II, wherein the results for  $\text{PtN}_2$  show good agreement with those of experimental and other available theoretical results. The calculated elastic constants of pyrite  $\text{OsN}_2$  satisfy formula (3). Therefore, it is also a mechanically stable crystal structure though its bulk modulus is about 10% lower than

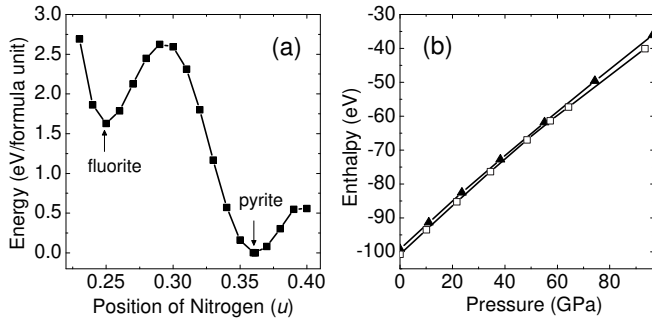


FIG. 4: (a) Total energy of  $\text{Osn}_2$  versus the internal parameter  $u$ ; (b) Total energy as a function of the volume per formula unit for  $\text{Osn}_2$  with fluorite and pyrite structure.

that of fluorite  $\text{Osn}_2$ .

In conclusion, the  $\text{Osn}_2$  with fluorite structure is first reported to be mechanically stable and have a very high bulk modulus of 360.7 GPa by the first-principles calculations. The electronic and chemical bonding properties have been investigated, indicating that the bonding is a mixture of covalent and ionic components. It is found that the electronic properties of  $\text{Osn}_2$  is very similar to that of  $\text{PtN}_2$  with the same structure. As a pyrite-type  $\text{PtN}_2$  and a orthorhombic-type  $\text{Osn}_2$  have been very recently synthesized under high pressure and high temperature conditions,<sup>39,42,46</sup> we expect that the  $\text{Osn}_2$  as well as  $\text{PtN}_2$  with fluorite structure may be experimentally prepared in the future.

We are also grateful to Dr. R. Yu for useful discussions and the two anonymous referees for fruitful suggestions. This work is supported by NSFC Nos. 10404035, 10534030, 50325103, and 10544004.

- <sup>1</sup> D. M. Teter, MRS Bull. 23, 22 (1998).
- <sup>2</sup> C. Kittel, Introduction to Solid State Physics, 8th edition (Wiley, New York, 1996).
- <sup>3</sup> A. Y. Liu, and M. L. Cohen, Science 245, 841 (1989).
- <sup>4</sup> R. A. Andrievski, Inter. J. Refract. Meta. & Hard Mater. 19, 447 (2001).
- <sup>5</sup> V. V. Brazhkin, A. G. Lyapin, and R. J. Hemley, Phil. Mag. A 82, 231 (2002).
- <sup>6</sup> P. F. McMillan, Nat. Mater. 1, 19 (2002).
- <sup>7</sup> G. M. Rignanese, J.-C. Charlier, and X. Gonze, Phys. Rev. B 66, 205416 (2002).
- <sup>8</sup> D. W. He, Y. S. Zhao, L. Dæmgen, J. Qian, T. D. Shen, and T. W. Zerda, Appl. Phys. Lett. 82, 643 (2002).
- <sup>9</sup> Z. C. Pan, H. Sun, and C. F. Chen, Phys. Rev. B 70, 174115 (2004).
- <sup>10</sup> K. Benyahia, Z. Nabi, A. Tadjer, and A. Khalil, Physica. B 339, 1 (2003).
- <sup>11</sup> R. W. Cumberland, M. B. Weinberger, J. J. Gilman, S. M. Clark, S. H. Tolbert, and R. B. Caner, J. Am. Chem. Soc. 127, 7264 (2005).
- <sup>12</sup> M. I. Petrescu, Diam. Relat. Mater. 13, 1848 (2004).
- <sup>13</sup> F. M. Gao, J. L. He, E. D. Wu, S. M. Liu, D. L. Yu, D. C. Li, S. Y. Zhang, and Y. J. Tian, Phys. Rev. Lett. 91, 015502 (2003).
- <sup>14</sup> J. L. He, E. D. Wu, H. T. Wang, R. P. Liu, and Y. J. Tian, Phys. Rev. Lett. 94, 015504 (2005).
- <sup>15</sup> A. Simunek, and J. Vackar, Phys. Rev. Lett. 96, 085501 (2006).
- <sup>16</sup> F. M. Gao, Phys. Rev. B 73, 132104 (2006).
- <sup>17</sup> M. M. Atesini, R. Ahuja, and B. Johansson, Phys. Rev. B 68, 184108 (2003).
- <sup>18</sup> Practically, systematic calculations were performed on dicarbide, -nitride, -oxide and -boride of platinum and osmium with the fluorite structure respectively, but only found that  $\text{PtN}_2$ ,  $\text{Osn}_2$  and  $\text{OsO}_2$  are mechanically stable. The unstable phases are not shown here.
- <sup>19</sup> P. Hohenberg, W. Kohn, Phys. Rev. 136, B864 (1964); W. Kohn, L. J. Sham, Phys. Rev. 140, A1133 (1965).
- <sup>20</sup> M. D. Segall, P. L. D. Linda, M. J. P. Robert, C. J. P. Pickard, P. J. Hasnip, S. J. C. Clark, and M. C. Payne, J. Phys.: Condens. Matter 14, 2717 (2002).
- <sup>21</sup> D. Vanderbilt, Phys. Rev. B 41, 7892 (1990). For the GGA calculations, the pseudopotential generated by using the related Perdew-Burke-Ernzerhof type of exchange-correlation functions should be used.
- <sup>22</sup> D. M. Ceperley, and B. J. Alder, Phys. Rev. Lett. 45, 566 (1980).
- <sup>23</sup> J. P. Perdew, K. Burke, and W. Ernzerhof, Phys. Rev. Lett. 77, 3865 (1996).
- <sup>24</sup> H. J. Monkhorst, and J. D. Pack, Phys. Rev. B 13, 5188 (1976).
- <sup>25</sup> O. H. Nielsen, and R. M. Martin, Phys. Rev. B 32, 3792 (1985).
- <sup>26</sup> R. Yu, and X. F. Zhang, Appl. Phys. Lett. 86, 121913 (2005).
- <sup>27</sup> C. Stamp, W. Mannstadt, R. Asahi, and A. J. Freeman, Phys. Rev. B 63, 155106 (2001).
- <sup>28</sup> B. R. Sahu, and Leonard Kleinman, Phys. Rev. B 72, 113106 (2005).
- <sup>29</sup> H. Cynn, J. E. Klepeis, C. S. Yoo, and D. A. Young, Phys. Rev. Lett. 88, 135701 (2002).
- <sup>30</sup> L. Fast, J. M. Wills, B. Johansson, and O. Eriksson, Phys. Rev. B 51, 17431 (1995).
- <sup>31</sup> J. C. Zheng, Phys. Rev. B 72, 052105 (2005).
- <sup>32</sup> F. Ocelli, D. L. Farber, J. Badro, C. M. A. Racine, D. M. Teter, M. H. Han, B. Canny, and B. Couzinet, Phys. Rev. Lett. 93, 095502 (2004).
- <sup>33</sup> T. Kenichi, Phys. Rev. B 70, 012101 (2004).
- <sup>34</sup> J. F. Nye, Physical Properties of Crystals (Oxford University Press, Oxford, 1985).
- <sup>35</sup> U. Lundin, L. Fast, L. Nordstrom, B. Johansson, J. M. Wills, and O. Eriksson, Phys. Rev. B 57, 4979 (1998).
- <sup>36</sup> H. W. Hugosson, G. E. G. Rechnev, R. Ahuja, U. Hellmersson, L. Sa, and O. Eriksson, Phys. Rev. B 66, 174111 (2002).
- <sup>37</sup> R. Yu, and X. F. Zhang, Phys. Rev. B 72, 054103 (2005).
- <sup>38</sup> R. Yu, Private communication.
- <sup>39</sup> E. G. Regoryanz, C. Sanlup, M. Somayazulu, J. Badro, G. Flquet, H. K. Mao, and R. J. Hemley, Nat. Mater. 3, 294 (2004).

- <sup>40</sup> Y. Kuwayama, K. Hirose, N. Sata, and Y. Ohishi, *Science* 309, 923 (2005).
- <sup>41</sup> R. Yu, Q. Zhang, and X. F. Zhang, *Appl. Phys. Lett.* 88, 051913 (2006).
- <sup>42</sup> J. C. Crowhurst, A. F. Goncharov, B. Sadigh, C. L. Evans, P. G. Morrall, J. L. Ferreira, and A. J. Nelson, *Science* 311, 1275 (2006).
- <sup>43</sup> A. F. Young, J. A. Montoya, C. Sanloup, M. Lazzeri, E. Gregoryanz, and S. Scandolo, *Phys. Rev. B* 73, 153102 (2006).
- <sup>44</sup> M. I. Erements, A. G. Gavriluk, I. A. Trojan, D. A. Dzyvenko, and R. Boehler, *Nat. Mater.* 13, 558 (2004).
- <sup>45</sup> T. Zhang, S. Zhang, Q. Chen, and L. M. Peng, *Phys. Rev. B* 73, 094105 (2006).
- <sup>46</sup> A. F. Young, C. Sanloup, E. Gregoryanz, S. Scandolo, R. J. Hemley, and H. K. Mao, *Phys. Rev. Lett.* 96, 155501 (2006).
- <sup>47</sup> W. B. Pearson, *A Handbook of Lattice Spacing and Structures of Metals and Alloys*, (Pergamon, New York, 1958).
- <sup>48</sup> E. A. Brandes, *Smithells Metal Reference Book*, 6th ed. (Butterworth, London, 1983).