

## The c Axis Optical Conductivity of Layered Systems in the Superconducting State

W. A. Atkinson<sup>y</sup> and J. P. CarbotteDepartment of Physics and Astronomy, McMaster University, Hamilton, Ontario, Canada L8S 4M1  
(February 21, 2022)

In this paper, we discuss the c axis optical conductivity  $\text{Re}[\epsilon(\omega)]$  in the high  $T_c$  superconductors, in the superconducting state. The basic premise of this work is that electrons travelling along the c axis between adjacent  $\text{CuO}_2$  layers must pass through several intervening layers. In earlier work we found that, for weak inter-layer coupling, it is preferable for electrons to travel along the c axis by making a series of interband transitions rather than to stay within a single (and very narrow) band. Moreover, we found that many of the properties of the normal state optical conductivity, including the pseudogap could be explained by interband transitions. In this work we examine the effect of superconductivity on the interband conductivity. We find that, while the onset of superconductivity is clearly evident in the spectrum, there is no clear signature of the symmetry of the superconducting order parameter.

74.25 N 74.25 Jb 74.72 .h

## I. INTRODUCTION

Recently, there has been a lot of attention paid to the c axis optical conductivity in the high  $T_c$  cuprate superconductors. In particular, measurements of the optical conductivity in  $\text{YBa}_2\text{Cu}_3\text{O}_{x-x}$  ( $\text{YBCO}_x$ ) have revealed that the c axis transport is very different in character from the electronic transport in the a and b directions (within the layers).<sup>1,2</sup> There is a great deal of speculation as to the source of this difference. At one end of the spectrum of thought there is the claim that the unusual c axis transport is evidence for some non-Fermi liquid like ground state within the  $\text{CuO}_2$  layers.<sup>3</sup> At the other end of the spectrum, the claim is that the electronic ground state is metallic, but that there is some unconventional tunneling mechanism between the layers.<sup>4,9</sup> The common feature to all of these models, however, is that they consider only a single copper oxide layer in each unit cell.

In the case of  $\text{YBCO}_x$ , of course, the situation is not so simple. There are several layers between adjacent  $\text{CuO}_2$  layers, one of which (the  $\text{CuO}$  chain layer) is known to be conducting. In a previous paper<sup>10</sup> we asked the question "What is the effect of these intermediate layers, assuming a simple metallic model?" We considered a simple two-layer model in which each unit cell contained a  $\text{CuO}_2$  plane and a  $\text{CuO}$  chain, and we calculated the optical conductivity in the normal state. What we found was that, while making almost no assumptions about the band structure, we could explain many of the features seen in experiment including the pseudogap seen in op-

tical experiments. We claim that this work throws into doubt any attempt to interpret the c axis conductivity that does not take into account the multilayered structure of the high  $T_c$  materials.

In this work, we examine the c axis optical conductivity for a simple model of  $\text{YBCO}_x$  in the superconducting state. This model is the same as the one described above: each unit cell contains a plane layer and a chain layer. These layers are evenly spaced and connected by coherent single-electron hopping. The amplitude for the hopping is parameterized by  $t_z$ . The current model differs from our earlier one in two important ways. First, the sample is taken to be superconducting. Based on experimental observations, we include a superconducting gap in both the plane and chain layers.<sup>11</sup> Second, the scattering rate  $1/\tau$  is set to zero. In our study of the optical conductivity in the normal state, the linear temperature dependence of the scattering rate was important at high temperatures. At low temperatures the scattering rate is small and can be ignored.

One of the main conclusions of our earlier work is that, for small  $t_z$ , interband processes play a dominant role in the c axis conductivity. In isolation, the plane and chain layers have dispersions  $\epsilon_1(k_x; k_y)$  and  $\epsilon_2(k_x; k_y)$  respectively. When the layers are coupled by  $t_z$ , they hybridize and form two bands  $\epsilon_+(k_x; k_y; k_z)$  and  $\epsilon_-(k_x; k_y; k_z)$ . Electrons which travel along the c axis in the presence of an external field may do so by either staying within the bands, or by making transitions between them. If the layer dispersions  $\epsilon_1$  and  $\epsilon_2$  are non-degenerate, then the bands will differ from  $\epsilon_1$  and  $\epsilon_2$  by  $(2t_z \cos(k_z d/2))^2 = (\epsilon_1 - \epsilon_2)$ , where  $d=2$  is the interlayer spacing (this follows from second order perturbation theory). The Fermi velocities  $v_z = \hbar^{-1} \partial \epsilon / \partial k_z$  therefore scale as  $t_z^2$ . On the other hand, the matrix element for an interband transition is  $2t_z \cos(k_z d/2)$ . For small  $t_z$ , the c axis transport occurs preferentially through interband transitions.

While the intraband conductivity has the well-known Drude form, the interband conductivity does not. Much of this paper will be devoted to understanding how the interband conductivity in the plane-chain model differs from the usual picture of conductivity in the superconducting state.

We are aware of one other model which attempts to account for the presence of intermediate layers. The model, proposed by Abrikosov,<sup>12</sup> examines the effect of resonant tunneling through an impurity layer which lies between  $\text{CuO}_2$  layers. In the case of  $\text{YBCO}_x$ , the impurities are the oxygen vacancies in the  $\text{CuO}$  chain. With this model,

he is able to provide a reasonable explanation of the c-axis d.c. resistivity.

This paper is organized as follows. In Sec. II, an equation for  $\text{Re}[\sigma(\omega)]$  (the optical conductivity along the c-axis) is derived. The equation is integrated numerically and the results are discussed in Sec. III. A brief conclusion is contained in Sec. IV.

## II. DERIVATIONS

The mean field Hamiltonian for our model is<sup>11</sup>

$$H = \sum_k C_k^\dagger h(k) C_k \quad (1)$$

where  $C_k^\dagger = [C_{1k}^\dagger; C_{1-k}^\dagger; C_{2k}^\dagger; C_{2-k}^\dagger]$  and  $C_{ik}^\dagger$  creates an electron of spin  $\uparrow$  and 3-dimensional momentum  $k$  in the plane ( $i = 1$ ) or chain ( $i = 2$ ) sublattices. The Hamiltonian matrix is

$$h(k) = \begin{pmatrix} \epsilon_1(k) & 0 & t(k) & 0 \\ 0 & \epsilon_2(k) & 0 & t(k) \\ t(k) & 0 & \epsilon_1(k) & 0 \\ 0 & t(k) & 0 & \epsilon_2(k) \end{pmatrix}; \quad (2)$$

where  $\epsilon_i(k)$  is the mean field superconducting order parameter,  $\epsilon_1$  and  $\epsilon_2$  are the plane and chain dispersions respectively, and  $t(k)$  couples the plane and chain layers. The dispersions  $\epsilon_1$  and  $\epsilon_2$  are

$$\epsilon_i = \epsilon_{i0} [\cos(k_x a) + \cos(k_y a) - 2B \cos(k_x a) \cos(k_y a)] \quad (3)$$

and

$$\epsilon_2 = \epsilon_{20} \cos(k_y a) \quad (4)$$

where  $\epsilon_{i0}$ ,  $\epsilon_{20}$ ,  $B$ , and  $a$  are adjustable parameters, and  $a$  is the unit cell size in ab directions. For this work, the parameters are fixed at  $\epsilon_{10} = 170$  meV,  $\epsilon_{20} = 175$  meV,  $B = 0.45$ . This is done by fitting the magnitudes of the penetration depth at  $T = 0$  (which effectively measures the magnitudes of the Fermi velocities  $v_x$ ,  $v_y$  and  $v_z$ ) to experiment,<sup>13</sup> while maintaining a Fermi surface that looks qualitatively like that of band structure calculations.<sup>14,16</sup>

The interlayer coupling is  $t(k) = 2t_z \cos(k_z d/2)$ , which follows from a tight-binding model of c-axis coupling. The unit cell size is  $d$  along the c-axis. Again, by fitting  $\lambda_c(T = 0)$  to experiment, we have determined that  $t_z = 20$  meV for YBCO<sub>6:93</sub> and  $t_z = 1$  meV for YBCO<sub>6:7</sub>.

The Fermi surface is shown in Fig. 1(a). The dashed lines give the Fermi surface of the isolated chain and plane layers. These are also the Fermi surfaces of at  $k_z = \pi/d$ , since  $t(\pi/d) = 0$ . The solid curves are the Fermi surfaces at  $k_z = 0$ , where  $t(k_z)$  is a maximum. For

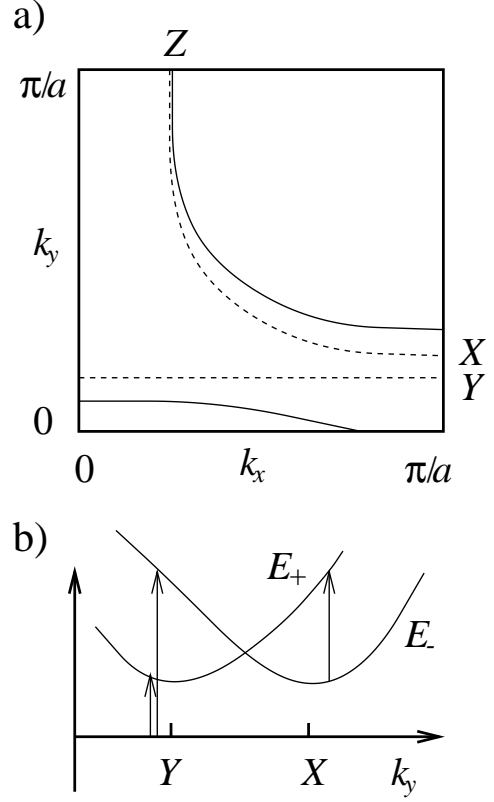


FIG. 1. a) Fermi surface for the plane-chain model. The dashed lines are the Fermi surfaces of the isolated plane and chain layers, the solid lines are the Fermi surfaces at  $k_z = 0$ . For other values of  $k_z$ , the Fermi surfaces lie between the solid and dashed curves. b) Schematic of the energy bands along  $k_x = -a$ ,  $k_z = -d$ . The energy bands are shown for the superconducting state (solid curves). The normal state energies  $E_{\pm}$  vanish at the points X and Y respectively. External fields excite two types of interband transition [pair creation and quasiparticle transitions] which are shown. In pair creation, the normal state has one quasiparticle in each of the bands. This process is gapped since the energy required for the process  $\hbar\omega = E_+(k) + E_-(k)$  has a nonzero minimum. In quasiparticle transitions, thermally excited quasiparticles can then make interband transitions. This process is not gapped since there will generally be values of  $k$  for which the excitation energy  $\hbar\omega = E_+(k) - E_-(k)$  vanishes.

intermediate values of  $k_z$ , the Fermi surface lies between these two curves.

The superconducting gap  $\Delta_k$  is chosen to be the same in both the plane and chain layers. It can have either a d-wave symmetry

$$\Delta_k = \Delta(T) [\cos(k_x a) - \cos(k_y a)];$$

or an s-wave symmetry

$$\Delta_k = \Delta(T);$$

In this work we do not propose a microscopic origin for the pairing interaction but rather assume that  $\Delta(T)$  can be described phenomenologically by

$$\frac{\Delta(T)}{\Delta(0)} = \tanh \frac{\Delta(T)}{\Delta(0)} \frac{T_c}{T}$$

with  $\Delta(0) = k_B T_c = 3.5$  and  $T_c = 100$  K.

We have found, in previous work,<sup>10</sup> that  $\text{Re}[\sigma_c(\omega)]$  in the normal state depends on the choice of parameters in two ways:  $\sigma_c(\omega)$  depends qualitatively on whether or not the chain and plane Fermi surfaces cross, and on the magnitude of  $t_z$ . We found that when the Fermi surfaces do not cross, there is a direct gap which appears as a pseudogap of energy  $\hbar\omega_0$  in  $\sigma_c(\omega)$ . The pseudogap disappears at high  $T$  because of the smearing of the quasiparticle energy by the large, temperature dependent, scattering rate. The temperature  $T^*$  at which the pseudogap begins to be resolved is therefore determined by

$$1 = \Delta(T) / \hbar\omega_0;$$

and there is no direct connection between the onset of superconductivity at  $T_c$  and  $T^*$ . As we mentioned before, the scattering is ignored in this work so the pseudogap is unchanged by temperature. We also found in our earlier work that for small values of  $t_z$  the Druide-like intraband contribution to the conductivity is hidden by the large interband conductivity.

In this work we will examine the c-axis optical response in the superconducting state. We will assume that the sample is in the clean limit. There is good evidence<sup>18</sup> that the large, temperature dependent scattering rate does, in fact, drop dramatically below  $T_c$ , although we have made this assumption primarily to keep the model simple. In this case, the Druide part of  $\sigma_c(\omega)$  collapses to a  $\delta$ -function at  $\omega = 0$ , and the only response at finite frequency comes from interband transitions. Since the main effect of changing  $t_z$  is to change the magnitude of the interband conductivity and not its form, we can arbitrarily set  $t_z = 20$  meV.

One of the most interesting features of our model Hamiltonian is that the gap  $\Delta_k$  is the same in both the chain and plane layers. We have discussed the experimental evidence for this elsewhere.<sup>11</sup> It is a somewhat surprising property since the chain layer does not have the tetragonal symmetry needed to generate a d-wave

order parameter. This strongly suggests that the pairing interaction must originate in the (tetragonal)  $\text{CuO}_2$  plane layer, but then the difficulty lies in understanding the large magnitude of the gap on the chain layer. This has been discussed elsewhere by us,<sup>11,17</sup> by Xiang and Wheatley<sup>19</sup> and by O'Donovan and Carbotte.<sup>20</sup>

The eigenvalues of the Hamiltonian matrix  $h(k)$  give the band energies  $E_1 = E_+$ ,  $E_2 = E_+$ ,  $E_3 = E_-$ ,  $E_4 = E_-$ , where

$$E_{\pm} = \frac{q}{2} \pm \sqrt{\frac{q^2}{4} + \frac{2}{k^2}} \quad (5)$$

and  $q$  are the normal state band energies

$$q = \frac{1}{2} \left( \frac{1}{2} + \frac{2}{k^2} \right) \pm \sqrt{\frac{1}{4} + \frac{2}{k^2} + t^2}; \quad (6)$$

The optical conductivity for a layered system is<sup>11</sup>

$$\begin{aligned} \text{Re}[\sigma_c(\omega)] = & \frac{e^2 \hbar}{2} \sum_k \int_0^{\omega} dx \text{Tr} \hat{A}(k; x) \hat{A}(k; k) \\ & \hat{A}(k; x + \hbar\omega) \hat{A}(k; k) \frac{f(x) - f(x + \hbar\omega)}{\hbar\omega}; \end{aligned} \quad (7)$$

where  $\hat{A}(k; \omega)$  is the spectral function. It is a  $4 \times 4$  matrix whose diagonal elements describe the spectral weight in the 4 superconducting bands. The electromagnetic vertex functions  $\hat{A}$  for c-axis transport are,<sup>11</sup>

$$\hat{A} = \frac{1}{4} \begin{pmatrix} v_{z+} & 0 & T_z & T_z \\ 0 & v_{z+} & T_z & T_z \\ T_z & T_z & v_z & 0 \\ T_z & T_z & 0 & v_z \end{pmatrix}; \quad (8)$$

where

$$v_{z+} = \frac{1}{2} \left( 1 + \frac{1}{E_+ + E_-} \right);$$

$$v_z = \frac{1}{2} \left( 1 - \frac{1}{E_+ + E_-} \right);$$

are the coherence factors and

$$T_z = \frac{1}{\hbar} \frac{\partial t(k_z)}{\partial k_z} \frac{1}{v_+ + v_-}$$

is the matrix element for the transition. Furthermore  $v_z$  are the Fermi velocities

$$v_z = \frac{1}{\hbar} \frac{\partial E}{\partial k_z};$$

Notice that if the bands  $\epsilon_1$  and  $\epsilon_2$  are nondegenerate,  $v_z \propto t_z^2$ . In contrast, the off-diagonal matrix elements in  $\hat{A}$  are proportional to  $t_z$ . Since the diagonal matrix elements are for the intraband (or Druide) conductivity,

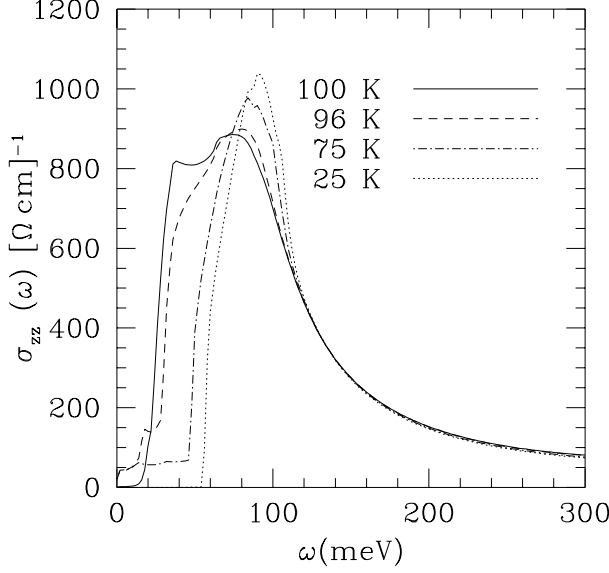


FIG. 2. The conductivity  $\text{Re}[\sigma_{zz}(\omega)]$  is shown for a d-wave gap and for a range of temperatures. The calculation is in the clean limit, so that the conductivity is entirely due to interband transitions. Notice that even though there is gap in the normal state spectrum (at  $T = T_c = 100$  K), the superconducting spectrum is gapless at finite temperature.

we can conclude that, for small  $t_z$ , the Dirude peak will be small relative to the non-Dirude interband conductivity. Further, since  $\sigma_{zz}(\omega)$  depends on  $t_z^2$ , the Dirude part of  $\text{Re}[\sigma_{zz}(\omega)]$  is proportional to  $t_z^4$ , while the interband part is proportional to  $t_z^2$ .

In the clean limit, the spectral function is  $A_{ii}(\mathbf{k}; \omega) = 2\delta(\omega - E_i)$ , the intraband contribution to  $\sigma_{zz}(\omega > 0)$  vanishes and Eq. (7) reduces to

$$\begin{aligned} \text{Re}[\sigma_{zz}(\omega > 0)] = & \frac{2e^2\hbar}{k} \sum_{\mathbf{k}} T_z^2 \\ & \frac{2}{E_+ - E_-} \frac{f(E_-) - f(E_+)}{E_+ - E_-} (\hbar\omega - E_+ - E_-) \\ & + \frac{1}{E_+ + E_-} \frac{f(E_-) - f(E_+)}{E_+ + E_-} (\hbar\omega - E_+ - E_-) : \end{aligned} \quad (9)$$

This is our basic result. The first and second terms in the integrand in (9) represent interband transitions of thermally excited quasiparticles and pair creation of quasiparticles respectively. We will discuss these two processes in more detail in the next section.

### III. RESULTS AND DISCUSSION

Equation (9) is integrated numerically and the results are shown in Figs. 2 and 3 for s and d-wave gaps respec-

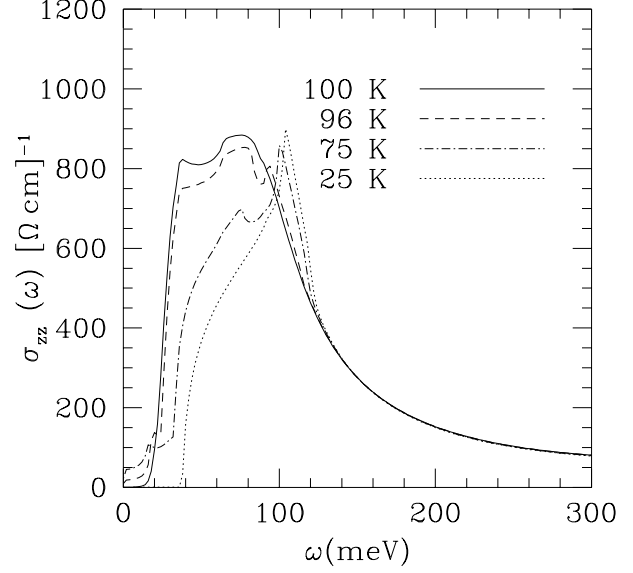


FIG. 3. The conductivity  $\text{Re}[\sigma_{zz}(\omega)]$  is shown, as in Fig. 2, but for an s wave gap.

tively. The conductivity is calculated for several temperatures between  $T = 0$  K and  $T = T_c = 100$  K. At  $T = T_c$  the system is in the normal state and

$$\text{Re}[\sigma_{zz}(\omega)] = \frac{2e^2\hbar}{k} \sum_{\mathbf{k}} T_z^2 \frac{f(E_-) - f(E_+)}{E_+ - E_-} (\hbar\omega - E_+ - E_-) : \quad (10)$$

Equation (10) has the form of a joint density of states since the integrand is proportional to  $(\hbar\omega - E_+ - E_-)$ . The thermal factors ensure that the interband transitions are between filled and empty states. At low  $T$ , transitions occur between states for which  $(\hbar\omega - E_+ - E_-) < 0$  and  $(\hbar\omega - E_+ - E_-) > 0$ .

In the high  $T_c$  superconductors, the large frequency range over which  $\sigma_{zz}(\omega)$  extends is often ascribed to either a large scattering rate for interplane transitions, or to the non-Fermi liquid like nature of the ground state. Here, the frequency range is of the order of the bandwidth because the energy difference  $E_+ - E_-$  extends over a wide range of energies. In Fig. 1(a) the energy difference  $E_+ - E_-$  is 20 meV at the point X, where the Fermi surfaces are close together, and is 375 meV at the point Z.

For our particular choice of parameters, the normal state conductivity has a finite band gap, which we identify with the pseudogap seen in optical conductivity experiments. The minimum value of  $\hbar\omega_0 = E_+ - E_-$  for which  $\sigma_{zz}(\omega_0) \neq 0$  is at the point X. Clearly the value of  $\omega_0$  depends on the distance between the two pieces of Fermi surface. If the Fermi surfaces cross, then  $\omega_0$  vanishes and arbitrarily low energy excitations are pos-

sible. In this case there is no pseudogap, and we claim that this describes YBCO in the optimally doped and overdoped cases.

As the temperature is lowered and the material becomes superconducting, two types of interband process become possible. As in the normal state, quasiparticles which occupy one of the bands may make transitions into the other band. This is described by the first term in (9) and the energy required for the transition is  $\hbar\omega = E_+(k) - E_-(k)$ . Below  $T_c$ , however, most of the electrons are in the superconducting condensate, and the largest contribution to the interband conductivity comes from the creation of quasiparticle pairs, in which a Cooper pair is broken and one quasiparticle goes into each of the two bands. This is described by the second term in (9), and the energy required for the transition is  $\hbar\omega = E_+(k) + E_-(k)$ . In Fig. 4,  $\sigma_{zz}(\omega)$  is shown as the sum of the quasiparticle and pair creation terms.

The two types of interband transition are illustrated in Fig. 1(b), and we can make a few comments about Eq. (9) just by inspection of the figure. The first is that the quasiparticle term is not gapped since excitations of arbitrarily low energy are available near  $k$ -points where  $E_+(k) = E_-(k)$ . The probability for such transitions to occur, however, is strongly suppressed by the probability that the lower energy band is initially occupied. At  $T = 0$ , the thermal factor  $f(E_+) - f(E_-)$ ; ensures that the quasiparticle term vanishes.

A second point we can make is that the pair creation term is gapped since the energy of pair creation  $\hbar\omega = E_+(k) + E_-(k)$  has, in general, a nonzero minimum value. The lowest energy pairs which can be created can obviously be found by minimizing  $E_+(k)^2 + E_-(k)^2$  over  $k$ . For the case where the Fermi surfaces cross, so that there is a line of  $k$ -values along which  $E_+(k) = E_-(k) = 0$ , the minimum energy is near  $\hbar\omega = 2\Delta_k$ . Importantly, this shows that the pair creation term is gapped for a d-wave superconductor unless the Fermi surfaces happen to cross at  $k = 0$ .

Perhaps the most striking feature of Figs. 2 and 3 is that the symmetry of the gap does not reveal itself in any obvious fashion. It is customary within a Drued model to associate a gapped frequency dependence with an s-wave order parameter, and a gapless frequency dependence with a d-wave order parameter. It is clear from the above discussion, however, that this cannot be done here. To summarize our discussion simply, the interband contribution to the conductivity which is dominant at low temperatures probes the structure of the energy sum  $E_+ + E_-$  and the energy difference  $E_+ - E_-$ , and not of the gap energy  $\Delta_k$ .

This is in contrast, for example, with the single layer model in which the  $c$  axis transport is through diffusive scattering.<sup>5,7</sup> In this model the conductivity probes the density of states of a single layer.<sup>6</sup>

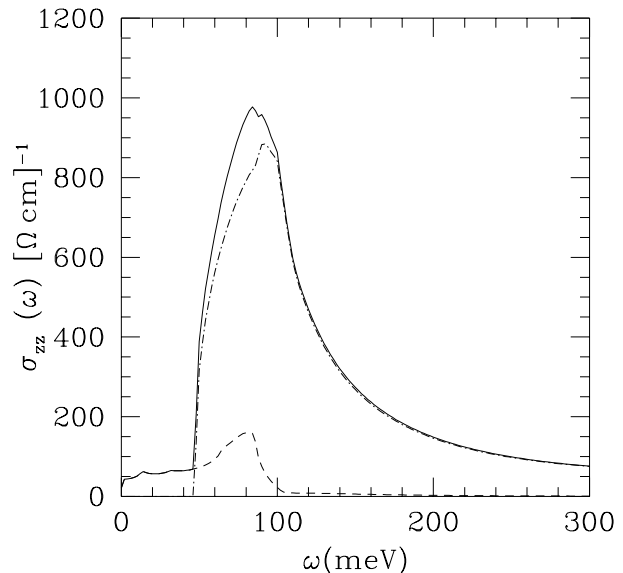


FIG. 4. The interband conductivity is shown at 75 K (solid curve) for a d-wave gap. There are two contributions to the conductivity: a quasiparticle term results from interband transitions of thermally excited quasiparticles (dashed curve) and a pair creation term (dot-dashed curve). The quasiparticle contribution is gapless and vanishes at  $T = 0$ . The pair creation term is gapped.

#### IV. CONCLUSIONS

For layered superconductors, in which there are more than one type of layer, the  $c$  axis conductivity is dominated by interband effects when the interlayer coupling is weak. In other words, it is easier for an electron to travel along the  $c$  axis by making a series of interband transitions than by staying within a band. The intraband (or Drude) and interband conductivities vary as  $t^4$  and  $t^2$ , respectively.

There are two types of interband transition. The first, interband transitions of thermally excited quasiparticles, has a gapless spectrum and probes the joint density of states of the dispersion  $E_+(k) - E_-(k)$ . The second, the excitation of quasiparticle pairs, has a gapped spectrum and probes the joint density of states of the dispersion  $E_+(k) + E_-(k)$ . Since neither of these processes probes the structure of a single band, there is no clear signature of the gap symmetry in  $\text{Re}[\sigma_c(\omega)]$ .

#### ACKNOWLEDGEMENTS

Research supported in part by the Canadian Institute for Advanced Research (CIAR) and by the Natural Sciences and Engineering Research Council of Canada

(NSERC). One of the authors (W . A .) is supported in part by the Midwest Superconductivity Consortium through D . O . E . grant # D E - F G - 02 - 90 E R 45427.

- 
- <sup>y</sup> Present Address: Dept. of Physics, Indiana University, Swain Hall W 117, Bloomington IN 47405.
- <sup>1</sup> C . C . H o m e s, T . T i n u s k, R . L i a n g, D . A . B o n n, and W . N H a r d y, Phys. Rev. Lett. 71, 1645 (1993); C . C . H o m e s, T . T i n u s k, D . A . B o n n, R . L i a n g, and W . N H a r d y, Physica C 265 (1995).
- <sup>2</sup> J. Schutzm ann, S. T a j i n a, S. M i y a m o t o, and S. T a n a k a, Phys. Rev. Lett. 73, 174 (1994).
- <sup>3</sup> P . W . A n d e r s o n, Science 268, 1154 (1995), and references contained therein.
- <sup>4</sup> Y . Z h a, S . L . C o o p e r and D . P i n e s, Phys. Rev. B 53, 8253 (1996).
- <sup>5</sup> M . J . G r a f, D . R a i n e r and J . A . S a u l s, Phys. Rev. B 47, 12089 (1993).
- <sup>6</sup> P . J . H i r s c h f e l d, S . M . Q u i n l a n, and D . J . S c a l a p i n o, supercon/9608002.
- <sup>7</sup> A . G . R o j p and K . L e v i n, Phys. Rev. B 48, 1686 (1993).
- <sup>8</sup> A . J . L e g g e t t, Braz. J. Phys. 22, 129 (1992).
- <sup>9</sup> N . K u m a r and A . M . J a y a n n a v a r, Phys. Rev. B 45, 5001 (1992).
- <sup>10</sup> W . A . A t k i n s o n and J . P . C a r b o t t e, Phys. Rev. B (In P r e s s).
- <sup>11</sup> W . A . A t k i n s o n and J . P . C a r b o t t e, Phys. Rev. B 52, 10601 (1995); cond-mat/9612058.
- <sup>12</sup> A . A . A b r i k o s o v, Physica C 258, 53 (1996).
- <sup>13</sup> D . N . B a s o v et al., Phys. Rev. Lett. 74, 598 (1995).
- <sup>14</sup> W . E . P i c k e t t, H . K r a k a u r e r, R . E . C o h e n and D . J . S i n g h, Science 255, 46 (1992); W . E . P i c k e t t, R . E . C o h e n and H . K r a k a u r e r, Phys. Rev. B 42, 8764 (1990).
- <sup>15</sup> O . K . A n d e r s e n, O . J e p s e n, A . I . L i e c h t e n s t e i n, and I . I . M a z i n, Phys. Rev. B 49, 4145 (1995).
- <sup>16</sup> J . Y u, S . M a s s i d a, A . J . F r e e m a n, and D . D . K o e l l i n g, Phys. Lett. A 122, 203 (1987).
- <sup>17</sup> W . A . A t k i n s o n and J . P . C a r b o t t e in Spectroscopic Studies of Superconductors, edited by I. Bozovic and D . V a n d e r M a r e l (S P I E), Vol. 2696 p. 448.
- <sup>18</sup> D . A . B o n n, P . D o s a n j i, R . L i a n g, and W . N . H a r d y, Phys. Rev. Lett. 68, 2390 (1992).
- <sup>19</sup> T . X i a n g and J . M . W h e a t l e y, Phys. Rev. Lett. 76, 134 (1995).
- <sup>20</sup> C . O ' D o n o v a n and J . P . C a r b o t t e, Phys. Rev. B (In P r e s s).