

## MODULAR GROUPS, VISIBILITY DIAGRAM AND QUANTUM HALL EFFECT

Y von Georgelin<sup>a</sup>, Thierry Masson<sup>b</sup> and Jean-Christophe Wallet<sup>a</sup>

<sup>a</sup> Division de Physique Théorique, Institut de Physique Nucleaire  
F-91406 ORSAY Cedex, France

<sup>b</sup> Laboratoire de Physique Théorique et Hautes Energies\*,  
Université de Paris-Sud, Bât 211  
F-91405, Orsay Cedex, France

#### Abstract:

We consider the action of the modular group  $\Gamma(2)$  on the set of positive rational fractions. From this, we derive a model for a classification of fractional (as well as integer) Hall states which can be visualized on two "visibility" diagrams, the first one being associated with even denominator fractions whereas the second one is linked to odd denominator fractions. We use this model to predict, among some interesting physical quantities, the relative ratios of the width of the different transversal resistivity plateaus. A numerical simulation of the transversal resistivity plot based on this last prediction fits well with the present experimental data.

IPNO-TH-96-27 (december 1996)

LPTHE Orsay 96/54

---

Y unité de Recherche des universités Paris 11 et Paris 6 associée au CNRS

\* Laboratoire associé au CNRS, URA D 0063

## I) Introduction

The quantum Hall effect has been an intensive field of theoretical and experimental investigations, since the discovery of the two dimensional quantized Hall conductivity by [1] for the integer plateaus and by [2] for the fractional ones.

The pioneering theoretical contributions [3a-c] relating the basic features of the hierarchy of the Hall plateaus with the properties of a two dimensional incompressible fluid with fractional charges collective excitations [3a] have triggered further works dealing with condensed matter theory [4], quantum field theory [5] and mathematical physics [6]. It appears now that the two dimensional electron system in the quantum Hall regime is associated with a complicated phase diagram with a lot of possible transitions between the various phases, whose better understanding deserves further experimental and theoretical studies.

As far as the theoretical viewpoint is concerned, two important ingredients underlying numerous works can be singled out: i) The flux attachment transformation relating quantum Hall states [7] for which the Chern-Simons theory is a suitable field theory framework; ii) the hierarchical structure of the set of Hall states [8] where particle-hole symmetry play an important role. The combination of the above ingredients into a Chern-Simons-Landau-Ginzburg theory has led the authors of [9] to propose a topology of the phase diagram (in the external magnetic field-disorder plane) together with an attempt to explain the possible origin of superuniversality ruling the considered transitions.

It appears that (at least some of) the above ideas can be formulated in terms of modular transformations, that is, discrete symmetry transformations acting on some parameter space of the quantum Hall system and pertaining to the modular group or one of its subgroups. Modular transformations in the framework of quantum Hall effect have been considered from different viewpoints [10].

In a recent work [11], two of us have constructed a classification of the quantum Hall states based on arithmetical properties of the group  $\Gamma(2)$  of modular transformations acting on the three cusps  $i\infty$ ,  $0$  and  $1$  of its fundamental domain in the Poincaré half-plane. The proposed classification reproduces and refines the Jain hierarchical one [12]. In particular, it has been obtained families of quantum Hall fluid states (plus the insulator state), each family being generated from a metallic state labelled by an even denominator fraction  $\nu = (2s+1)/2r$ .

---

<sup>Y</sup> given a basis of Laughlin states, one can obtain elements of the set of Hall states through condensation of quasiparticles of other elements of the set

The purpose of the present paper is to extract more algebraic properties linked with this classification, then to translate them into a graphical representation, called the visibility diagram [13] which generates Farey sequences [14] together with an associated diagram called the dual diagram. From this analysis, we predict a global organization of the various Hall conductivity states stemming from the action of (2) as well as some important quantitative features of the Hall fractional conductivity plateaus such as the relative ratios of their width (at least for not a too strong applied magnetic field). Furthermore, we obtain from a numerical construction a transverse resistivity plot which fits very well with the experimental data.

The paper is organized as follows. In section II we present the useful material underlying our classification of the quantum Hall states. In section III, we introduce the visibility diagram together with its associated dual diagram in connection with the quantum Hall effect. The corresponding physical information encoded in these diagrams is discussed in section IV where we also confront a numerical simulation of the resistivity plot stemming from our construction to the experimental data. Finally, we summarize our results and conclude in section V.

## II) The group (2) and the quantum Hall states

In this section, we summarize the essential tools that will be needed in the sequel as well as some of the main results of the previous work [11] to which we refer for more details.

Let  $P$  be the upper complex plane and  $z$  a complex coordinate on  $P$  ( $\text{Im } z > 0$ ). We recall the inhomogeneous modular group (1) ( $= \text{PSL}(2; \mathbb{Z})$ ) is the set of transformations  $G$  acting on  $P$  and defined by:

$$G(z) = \frac{az + b}{cz + d}; \quad a, b, c, d \in \mathbb{Z}; \quad ad - bc = 1 \quad (\text{unimodularity condition}) \quad (2.1):$$

The modular group (1) has two generators given by:

$$T(z) = z + 1; \quad S(z) = -\frac{1}{z} \quad (2.2):$$

The group (2) that will be the building block of the following construction is a subgroup of (1). (2) is known in the mathematical literature as the principal congruence unimodular group at level 2. It is the set of transformations  $G$  acting on  $P$  defined by

$$\text{eqn. (2.1);} \quad a \text{ and } d \text{ odd; } b \text{ and } c \text{ even} \quad (2.3):$$

(2) is a free group generated by

$$T^2(z) = z + 2; \quad (z) = ST^{-2}S(z) = \frac{z}{2z+1} \quad (2.4):$$

For more mathematical properties of (2), see e.g [15]. Here, we notice that (2) is a common subgroup of two other subgroups of (1) which have been already considered from different viewpoint in connection to the quantum Hall effect. The first one,  $S(2)$ , is generated by  $T^2$  and  $S$  and is the natural symmetry group of the Landau problem on the torus; it appears in the construction of the many body Landau states on the torus [16] in term of the Coulomb gas vertex operators [17]. The second subgroup of (1),  $T(2)$ , which contains (2), is related to the similarity transformations used by Jain in his hierarchical model [12]. Recall the  $T(2)$  is generated by  $T$  and  $S$ .

The transformations  $G(2)$  can be written as

$$G(z) = \frac{(2s+1)z + 2n}{2rz + (2k+1)} \quad (2.5);$$

where  $k, n, r, s \in \mathbb{Z}$  satisfy the unimodularity condition

$$(2s+1)(2k+1) - 4rn = 1 \quad (2.6):$$

Now, identify any fraction  $z = p/q$  with a filling factor and select a given Hall metallic state labelled by  $\nu = \frac{(2s+1)}{2r}$  with  $r \neq 0; s \neq 0$ . As shown in [11], there is a family of transformations  $G_{n;k} \in T(2)$  (with  $n$  and  $k$  still satisfying (2.6)) which send  $z = i1$  onto  $i1$ . Then, from the images  $G_{n;k}(0)$  and  $G_{n;k}(1)$  of 0 and 1 by the transformations  $G_{n;k}$ , one obtains a (Jain-like) hierarchy of Hall states surrounding the metallic state on the resistivity plots.

For example, the double Jain family  $J_{1=2}^i$  of states surrounding the metallic state  $\nu = \frac{1}{2}$

$$J_{1=2}^+ = 1=3; \quad 2=5; \quad 3=7; \quad N = (2N + 1) \quad (2.7a);$$

$$J_{1=2}^- = 2=3; \quad 3=5; \quad 4=7; \quad N = (2N - 1) \quad (2.7b)$$

can be easily recovered in our scheme from the images  $G_{n;k}^{1=2}(0)$  and  $G_{n;k}^{1=2}(1)$  with respectively  $n \geq 0$  for (2.7a) and  $n < 0$  for (2.7b). Notice that the construction separates the even denominator Hall fractions from the odd denominator one so that it may be possible to take into account a possible particle-hole symmetry within the present scheme. Other families surrounding any metallic state (fraction with even denominator) can be

constructed in the same way so that all the experimentally observed Hall states can be taken into account in the present construction. This will be discussed further in section IV.

In the next section, we will be concerned with a diagrammatic description of the classification of the quantum Hall states which permits one to visualize the global organization of the various Hall conductivity states stemming from the action of (2). To reach this goal, we first introduce a convenient parametrization of the transformations  $G_{n,k}$ . Indeed, it can be easily verified that the  $G_{n,k}$ 's, for fixed  $n = (2s+1) = 2r$ , can be recast into the form

$$G_m(z) = \frac{(2s+1)z + 2m(2s+1) + 2b}{2rz + 2m(2r) + 2d + 1} \quad (2.8)$$

where  $m$  is any integer and  $b$  and  $d$  are also arbitrary integers satisfying the unimodularity condition

$$(2s+1)(2d+1) - 4rb = 1 \quad (2.9):$$

For a given  $n$ , fixing  $b, d$  and varying  $m$  from  $-1$  to  $1$ , a complete hierarchy of states is recovered as before [11] from  $G_m(0)$  and  $G_m(1)$ . Furthermore, one has

$$\lim_{m \rightarrow \infty} G_m(z) = \quad (2.10);$$

which reflects the fact that the sequence of Hall fluid fractions converges to the fraction labelling a given metallic state which defines that sequence. This point has to be compared to the general topology of the recently proposed phase diagrams for the quantum Hall effect where, roughly, each metallic state (even denominator state) appears to be surrounded by a definite family of Hall liquid states (odd denominator states). We will discuss this point in section IV.

From the above parametrization (2.8), we now construct a shift operator  $A_{2n}(2)$  corresponding to each metallic state  $n$ , which acts on the fluid states (and possibly on the insulator state  $n=0$ ). We define this shift operator  $A_n$  (which depends only on  $n$ ) as the following operator product

$$A_n = G_{m+1} (G_m)^{-1} \quad (2.11);$$

whose action is given by

$$A_n(z) = \frac{(1 - 2(2r)(2s+1))z + 2(2s+1)^2}{2(2r)^2z + 1 + 2(2s+1)2r} \quad (2.12):$$

The action of  $A_n$  to a given rational fraction  $p/q$  equals to  $G_m(0)$  or  $G_m(1)$  gives another rational fraction equals respectively to  $G_{m+1}(0)$  or  $G_{m+1}(1)$ , so that  $A_n$  acts as a shift

operator, raising the number  $m$  by one unit. The inverse operator  $(A_-)^{-1}$  performs the corresponding lowering in  $m$ .

The operators  $A_{\pm}$  satisfy the following relations

$$A_-(z) = z \quad (A_+)^{-1} z = \quad (2.13);$$

$$\text{Tr}[A_{\pm}] = 2 \quad (2.14);$$

$$\det[A_{\pm}] = 1 \quad (2.15);$$

where  $[A_{\pm}]$  denotes the two by two matrix corresponding to the modular transformation  $A_{\pm}$ . Eqns. (2.14) and (2.15) are just a mere consequence of the definition of the group (2). Notice that (2.14) reflects the parabolic nature of the transformations  $A_{\pm}$  which means that  $A_{\pm}$  may have no more than two fixed points (which must be necessarily real [15]). Therefore, eqn.(2.13) means that the metallic state  $\nu = (2s+1)/2r$  is actually the unique fixed point for the shift operator  $A_{\pm}$ . This last property may be extended to the case where  $r = 0$ , which corresponds to the point at infinity on the real axis.

### III) Visibility diagram and dual diagram .

We are now in position to introduce a diagrammatic description that we find particularly useful and predictive for the classification of the quantum Hall states. This diagrammatic tool, which permits one to obtain quantitative results on the different quantum Hall states is called the "visibility diagram" and has been already used in other areas of physics [13]. We will also introduce another diagram, hereafter called the dual diagram, which will allow us to extract in a straightforward way some of the information encoded in the visibility diagram.

#### IIIa) The visibility diagram .

This diagram is a simple pictorial device for the construction of Farey sequences [14] of rational numbers, each one being associated to a given vertex of a two dimensional square lattice.

Let us consider the two dimensional square lattice depicted on fig. 1 where the vertices are indexed by a couple of positive or null relatively prime integers  $(q;p)$ . Since the action of (2) preserves the even or odd nature of  $q$  and since a special role is played by the even denominator fractions in the sequel, we find convenient to use different symbols (see fig. 1) to separate the vertices belonging to a row with  $q$  even from those belonging to a  $q$  odd row. Therefore, the visibility diagram is made of the vertices of couples  $(q;p)$  of positive

integers which are not hidden by any other vertex for an observer located at the origin  $(0;0)$ . Notice that the origin is not considered as a visible point.

It is known in arithmetics that all the Farey ordered sequences  $F_n$ ; ( $n = 1;2;:::$ ) of rational fractions  $p/q$  with  $p$  positive and  $0 < q \leq n$  are in one to one correspondance with the visible vertices  $(q;p); 0 < q \leq n$ . Strictly speaking, for any Farey sequence  $F_n$ ,  $p$  and  $q$  are required to satisfy  $p \leq n$  and  $q \notin 0$ ; here, since we have in mind to apply the above machinery to the fractional quantum Hall effect, we relax somehow the above requirement, thus allowing fractions with  $p > n$  (and formally the "infinite fraction"  $1/0 = 0$  ( $(0;1)$ )).

Corresponding to this identification, the group  $(2)$  acts on the vertices of the visibility diagram in a rather simple way: it is actually represented by the linear action of two by two matrices on the two components  $(q;p)$  of the vertices, a property we will use in the following.

Now, it is easy to draw on the visibility diagram each family of vertices corresponding to the previously introduced fractions  $G_m(0)$  and  $G_m(1)$ .

Let us describe in details what kind of picture we obtain (see fig 2). First of all, for a given  $\nu = (2s+1)/2, r=1$ , the quantum Hall rational numbers  $G_m(0)$  and  $G_m(1)$ , where  $m$  is any integer, are all located on each parallel sides of distinct unbounded bevelled left and side stripes. The two sides of each stripe start from the vertices  $(1;s)$  and  $(1;s+1)$  and their slope is equal to  $\nu = (2s+1)/2$ , as it can be easily seen by using for instance (2.8) and (2.9) from which one obtains after some algebra the equations defining the two parallel sides of the stripes. They are given in the  $(q;p)$  plane by  $P = (\frac{2s+1}{2})Q \pm \frac{1}{2}$  where the minus (resp. plus) sign refers to the side starting from the vertex  $(1;s)$  (resp.  $(1;s+1)$ ). This agrees with the generation mechanism we gave previously for each Jain type family [11]; recall that, as far as the action of  $(2)$  is concerned, the couple of cusps  $(fs_g; fs_lg)$  may be substituted to the equivalent couple  $(f0_g; f1_g)$ . The metallic state itself is shown to be surrounded on the visibility diagram by the family of fluid states (and eventually by the insulator whenever  $\nu = 1/2$ ) it generates. We will call such families  $(\nu = (2s+1)/2)$  the principal stripes ( $r=1$ ).

Glued on each side of any principal stripe there is an infinite number of other secondary, tertiary... stripes ( $r=2;3;:::$ ). They are all similar in shape to a principal one: Two infinite parallel sides, a bevelled left end side and each one labelled by a metallic state  $\nu = (2s+1)/2r$ . The states  $G_m(0)$  and  $G_m(1)$ , with  $m$  any integer, are all located on the parallel sides of the stripe in such a way that each metallic state finds itself isolated from the other metallic states by the members of its family on a stripe of slope  $\nu$ . Starting

from the secondary stripes ( $r = 2$ ), it is possible to construct families of tertiary stripes, quaternary stripes... and so on, families of stripes of any order. The equations defining the two sides of a stripe of order  $r$  are easily derived from (2.8) and (2.9). They are given in the  $(q;p)$  plane by  $P = (\frac{2s+1}{2r})Q - \frac{1}{2r}$ . A peculiarity appears on the diagram concerning the Hall insulator state ( $\nu = 0$ ). Its vertex representation is  $(1;0)$ ; clearly it pertains to a given family, only for  $\nu = 1=2r(r-1)$ . This last property could have some importance for a possible direct phase transition between that state and another state. The reader has certainly noticed that the quadrant  $p > 0; q > 0$  is not completely covered by stripes, a (half) stripe shaped region is left uncovered, it is defined by  $p > 0; 0 < q < 1$ . We shall also come back on this last peculiarity.

On any fraction of any given stripe acts the step operator  $A$  or its inverse in such a way that the metallic state  $\nu = (2s+1)=2r$  located at the lattice vertex  $(2r;2s+1)$  is a fixed point for  $A$ . The fluid states (and eventually the insulator state) on the edge of the corresponding stripe are all transformed among themselves under that action, any of them is in fact the image of a  $G_m(0)$  or a  $G_m(1)$  under some power of  $A$  and its inverse. In fact, all the information encoded in this diagram can be thoroughly reproduced by using the  $A$  and  $(A)^{-1}$ 's. This can be rephased by saying that the  $A$ 's are the algebraic counterpart of the graphical representation of the (tree-like) structures formed by the Hall states on the above diagram.

### IIIb) The dual diagram

Observe that the previous structure on the visibility diagram is a mere consequence of a well-known theorem in arithmetics which states that, for any given two relatively prime positive integers  $p$  and  $q$ , there exist two other (necessarily relatively prime) positive integers  $a$  and  $b$  satisfying  $pb - qa = 1$  or  $pb - qa = -1$ . Using this theorem, it is easy now to realize that the set of  $(a;b)$  pairs stemming from these later equations, for fixed  $(p;q)$  and  $q$  even, are all located on the two sides of the stripe labelled by  $\nu = \frac{p}{q}$  depicted on g2.

But one could instead consider  $q$  odd so that another structure can be obtained on the visibility diagram where now stripes labelled by  $\nu = \frac{p}{q}$  with  $q$  odd can be defined as shown on g3. We will call this resulting structure the dual diagram. Indeed, it can be easily seen that any stripe on g2 corresponds to a given direction on the dual diagram (depicted by dotted lines on g3), and conversely. This diagram will prove useful to evaluate the relative ratios of the width of the Hall plateaus.

### IV) Physical discussion.



We are now in position to extract some physical information from the two diagrams that have been defined. We first identify any fraction  $p=q$  with the filling factor (what we implicitly assumed in the previous sections). This picture suggests that the (2) symmetry transformations act on some parameter space describing the quantum Hall system. Recall that the metallic (resp. liquid) states are labelled by fractions with even (resp. odd) denominator.

First of all, keeping in mind the above identification, it is obvious that our construction treats on an equal footing integer and fractional states. Now, consider the structure given on fig. 2. One observes that each principal stripe bears self-similar branched structure built from that stripe and all its descendants. Notice that the resulting global organization of the states in the stripes agrees quite well with the experimentally observed one. We point out that our construction predicts the existence of an infinite number of families with self-similar (tree-like) structure. As far as the present experimental situation is concerned, (see [18]), the Jain family  $\nu = 1/2$  corresponding on fig 2 to the stripe with the largest width, has the most numerous well established observed states ( $N_{obs} = 13$ ). The other observed families labelled respectively by  $\nu = 3/2; 1/4; 3/4; 5/2; 5/4$  and corresponding respectively to stripes of decreasing width are associated to a decreasing number of observed states (respectively  $N_{obs} = 7; 6; 5; 4$ ). Roughly speaking, this suggests that the width of a stripe may be related to the (experimental) difficulty to observe the associated states. Notice that the insulator state  $\nu = 0$  ( $= 0/1$  in our picture) does not label any stripe.

Now consider the action of the two generators of (2) given in (2.4) on the visibility diagram.  $T^2$  can be interpreted as a Landau shift operator;  $\sigma$  corresponds to a flux attachment operator. On the visibility diagram, the action of  $T^2$  on a vertex  $(q;p)$  gives rise to a vertical shift  $(q;p) \rightarrow (q;p + 2q)$  whereas the action of  $\sigma$  on  $(q;p)$  produces a horizontal shift  $(q;p) \rightarrow (q + 2p;p)$ . Since flux attachment can be obtained by magnetic field variation, a variation of the magnetic field is associated on the visibility diagram with a corresponding horizontal shift. Observe now that the stripes of the dual diagram are labelled by fractions with odd denominator, each of which corresponding to a plateau in the Hall conductivity. Putting all together, this suggests to identify (up to an overall dimensionfull factor) the "horizontal" width of any stripe of the dual diagram defined by the intercept of any horizontal line with that stripe with the width of the corresponding plateau. Notice that both integer and fractional plateaus are involved in this picture as already mentioned at the beginning of this section.

It is a straightforward computation to show that the "horizontal" width of any stripe labelled by  $\nu = p/q$  is equal to  $2/p$ . Then, the above identification leads to a prediction of

all the ratios of the widths of the Hall plateaus given by

$$\frac{(\omega_1 = p_1 = q_1)}{(\omega_2 = p_2 = q_2)} = \frac{p_2}{p_1} \quad (4.1)$$

where  $(\omega_i)$  denotes the width of the plateau labelled by  $i$  and can be expressed as

$$(\omega_i = p_i = q_i) = \frac{2}{p_i} \omega_0 \quad (4.2);$$

where the overall parameter  $\omega_0$  has dimension of a magnetic field. At this point, one important remark is in order. It is well known that the width of the plateaus decreases when the temperature increases so that for sufficiently high temperature the classical behavior for the Hall resistivity is recovered. Therefore, if the above identification is correct, eqn.(4.1) should be valid only at zero temperature.

Nevertheless, one might already expect to obtain a reasonably good agreement with the present (non zero temperature) experimental data. In order to check this, we have confronted the prediction (4.1) with an experimental resistivity plot [19]. To do this, we have to fix two parameters. The first one is the width of a given transverse resistivity plateau which will determine the value of  $\omega_0$ . In the present numerical analysis, we choose to fix this value with the  $\nu = 3/2$  experimental plateau. The second parameter is the position of the center of this chosen plateau on the to be determined resistivity plot. We assume that this plateau is centered around its corresponding filling factor value  $\nu = 3/2$ . These two requirements will determine completely all the widths and positions on the other plateaus. The numerical result is shown on fig.4 and exhibits a good agreement with the corresponding experimental plot (fig.5).

## V) Conclusion.

In this paper we have exploited some arithmetic properties linked with the classification of the quantum Hall states stemming from the action of (2). These properties can be well synthesized in a graphical representation based on a visibility diagram, in which the resulting global organization of all the quantum Hall states is found to form (tree-like) self-similar structures. In particular, this structure is in complete agreement with the (experimental) hierarchy of observed states.

Furthermore, we used some of the arithmetic properties rooted in this construction together with a physical interpretation of the two generators of (2) to conjecture the (zero temperature) ratios of the widths of the Hall plateaus. Moreover, this suggests in

particular that the zero temperature values of these ratios are universal. We tried to confront the predictions obtained from this conjecture to the present (non zero temperature) experimental data by constructing numerically the corresponding resistivity plot. This latter is in good agreement with some experimental resistivity plot (see on fig.5).

As it has been already mentioned in this paper, the  $(2)$  transformations could be understood as an infinite set of discrete transformations acting on some parameter space of the quantum Hall system. Therefore, it should be interesting to use this  $(2)$  symmetry to construct a model for the quantum Hall effect, for instance in the spirit of ref. [9] and first of ref. [10]. On the other hand, it should be also interesting to incorporate the  $(2)$  symmetry into a renormalization group framework to study the possible relations it induces among the fixed points that might provide some new insight on the possible origin of the superuniversality property shared by the observed transitions between Hall states. These questions are presently under study.

#### Acknowledgments

We are indebted to A. Comtet, M. Dubois-Violette, J. Mourad and S. Ouvry for valuable discussions.

## REFERENCES

- [1]: K . von Klitzing, G . Dorda and M . Pepper, Phys. Rev. Lett. 45 (1980) 494.
- [2]: D . C . Tsui, H . L . Stormer and A . C . Gossard, Phys. Rev. Lett. 48 (1982) 1559.
- [3a]: R . B . Laughlin, Phys. Rev. Lett. 50 (1983) 1395.
- [3b]: F . D . M . Haldane, Phys. Rev. Lett. 51 (1983) 605.
- [3c]: B . I . Halperin, Phys. Rev. Lett. 52 (1984) 1583.
- [4]: For a review, see, e.g. Quantum Hall effect, by M . Stone, World Scientific (Singapore) 1992.
- [5]: We have in mind models related to Chern-Simons theory, Coulomb gas approach and rational conformal field theories; see [4] and references therein.
- [6]: A . Connes, in \Géométrie non commutative, InterEditions, Paris (1990); for a review see J Bellissard, A . van Elst and H . Schulz-Baldes, J. Math. Phys. 35 (1994) 5373.
- [7]: S M . Girvin and A H . MacDonald, Phys. Rev. Lett. 1252 (1987) 58; N . Read, Phys. Rev. Lett. 62 (1989) 86; A . Lopez and E . Fradkin, Phys. Rev. B 44 (1991) 5246; S . C . Zhang, T . H . Hanson and S . Kivelson, Phys. Rev. Lett. 82 (1989) 62.
- [8]: see ref. [3b] and [3c]; J K . Jain, Phys. Rev. Lett. 63 (1989) 199.
- [9]: S . Kivelson, Dung-Hai Lee and Shou-Cheng Zhang, Phys. Rev. B 46 (1992) 2223.
- [10]: see e.g. E . Fradkin and S . Kivelson, Nucl. Phys. B 474 (1996) 543; C . P . Burgess and C . A . Lutken, McGill preprint, McGill-96/39 (1996) (cond-mat/9611118); L . P . Pryadko and S . C . Zhang, cond-mat/9511140.
- [11]: Y . Georgelin and J C . Wallet, Phys. Lett. A 224 (1997) 303.
- [12]: J . K . Jain, Phys. Rev. B 41 (1990) 7653; see also third of ref. [8].
- [13]: T . Allen, Physica 6D (1983) 305. Visibility diagram have also been used previously in the fractional Hall effect by J . Frohlich and E . Thiran from a somehow different viewpoint, see Zurich preprint ETH-TH/96-22 (Not published).
- [14]: For Farey sequences theory see : G H . Hardy and E M . Wright, an introduction to the theory of numbers, Clarendon Press, Oxford (1968).
- [15]: See in D . Mumford, Tata Lectures on Theta (vols. I, II, III), Birkhauser, Boston, Basel, Stuttgart (1983); see also in B . Schoeneberg, Elliptic Modular Functions, an

introduction, Springer-Verlag, Berlin, Heidelberg (1974).

[16]: F.D.M. Haldane and E.H. Rezayi, Phys. Rev. B 31 (1985) 2529.

[17]: G. Christofano, G. Maiella, R. Musto and F. Nicomedi, Phys. Lett. B 262 (1991) 88.

[18]: R.L. Willett, J.P. Eisenstein, H.L. Stormer, D.C. Tsui, A.C. Gossard and J.H. English, Phys. Rev. Lett. 61 (1988) 997, and references therein; see also J.K. Jain, talk presented at the XXXV Cracow School of Theoretical Physics, Zakopane (Poland), June 1995; Published in Acta Physica Polonica 26 (1995) 2149.

[19]: R. Willett et al., Phys. Rev. Lett. 59 (1987) 1776.




Figure 1: Visibility diagram . Black dots correspond to odd denominator fractions whereas circles indicate even denominator one.

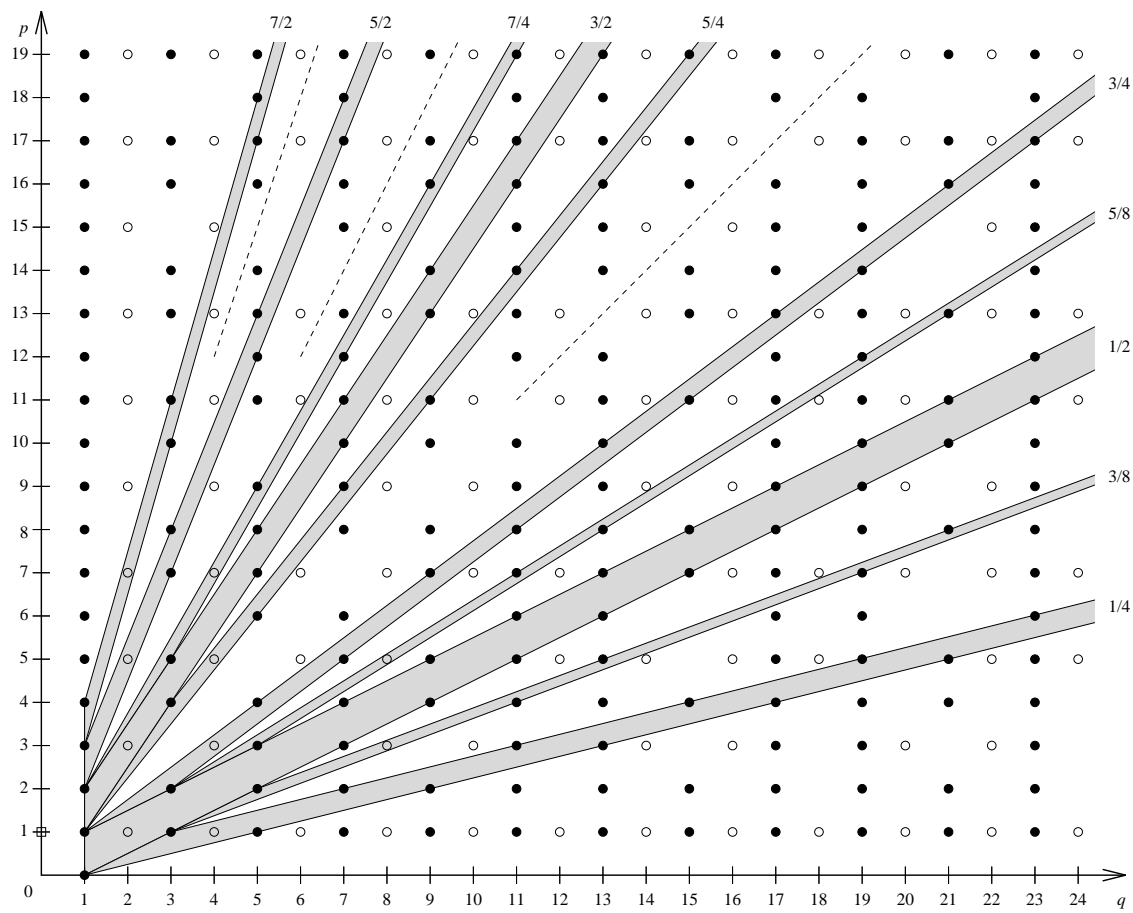


Figure 2: Even denominator stripe structures.

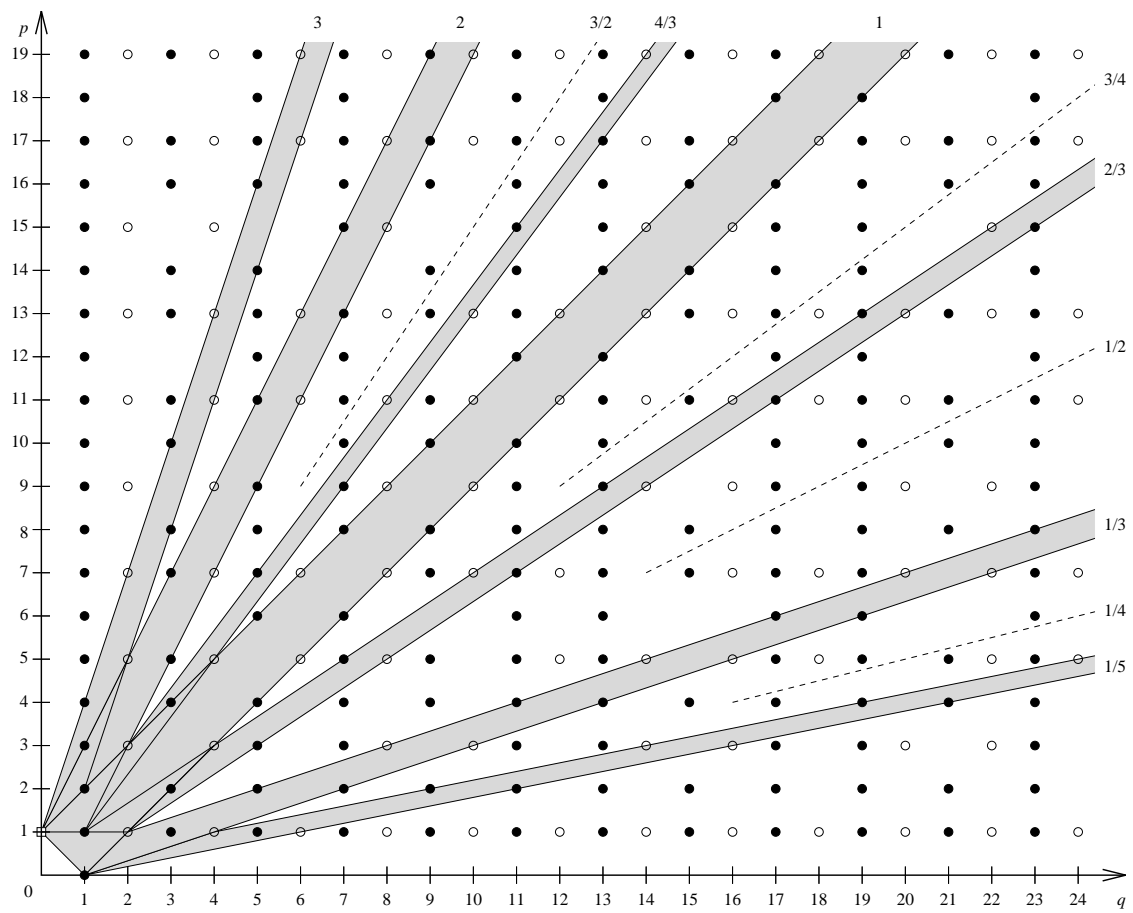


Figure 3: Odd denominator stripe structures.



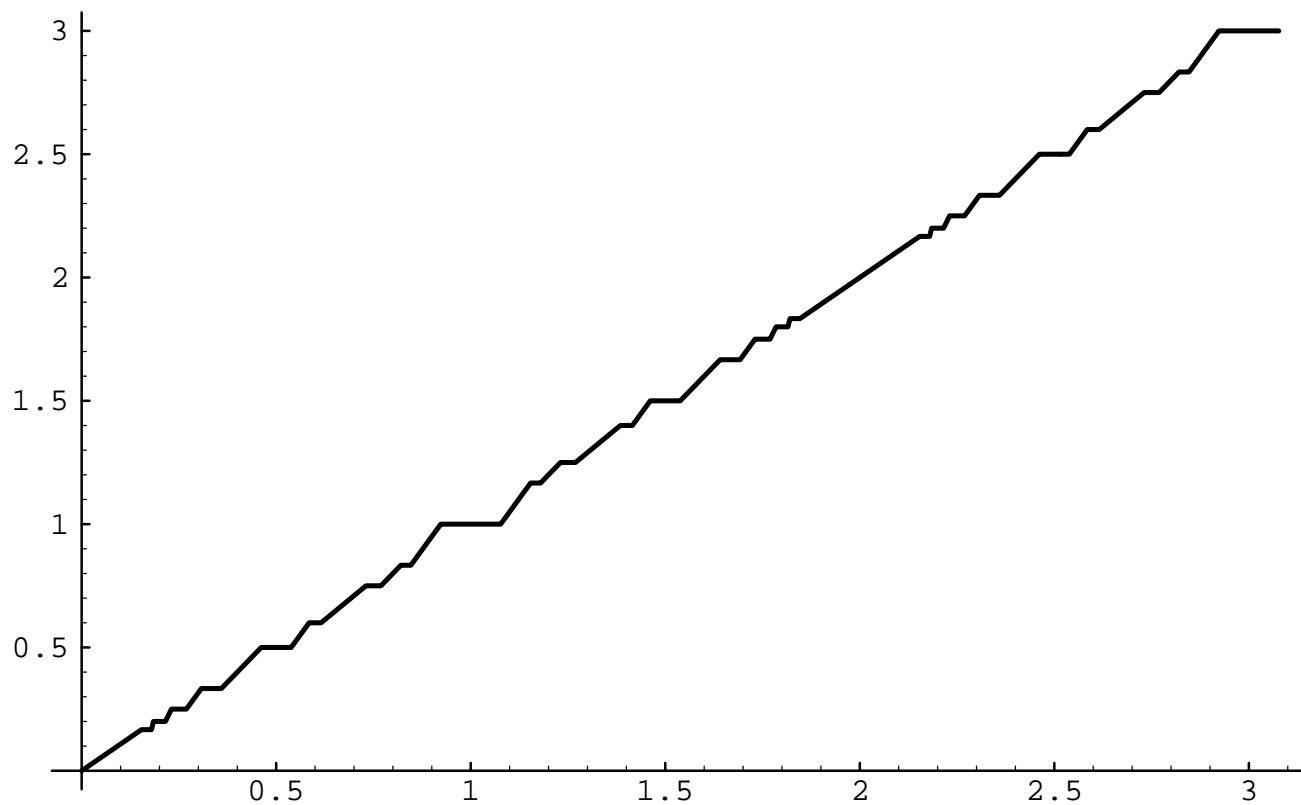


Figure 4: Numerical determination of the transverse resistivity plot.  
The horizontal (resp. vertical) axis corresponds to filling factor  
(resp. transverse resistivity in unit  $\frac{h}{e^2}$ ).