

MOLECULAR CONDUCTORS WITH TWO-CHAIN ORBITALS

H. Tajima, J. Shiraishi, and M. Kohmoto

Institute for Solid State Physics, University of Tokyo, Roppongi, Minato-ku, Tokyo 106, Japan

Abstract

We investigate a theoretical model applicable to molecular conductors, such as TTP and $M(\text{dm it})_2$ salts [$M = \text{Ni, Pd, Pt}$], whose charge carriers originate from two kinds of molecular orbitals. The model Hamiltonian consists of two independent Hubbard chains. The degree of charge transfer between the two chains is calculated. The results qualitatively agree with some experimental data.

Keywords: A. organic crystals, D. electronic band structure

I. INTRODUCTION

In most of the molecular conductors which exhibit metallic properties at low temperatures, charge carriers originate from molecular orbitals of one kind such as the highest occupied molecular orbital (HOMO) of a donor molecule or the lowest unoccupied molecular orbital (LUMO) of an acceptor molecule.[1] For example, the charge carriers of $-(\text{BEDT-TTF})_2\text{I}_3$ originate from the HOMO's of BEDT-TTF molecules while I_3^- anions merely work as reservoirs of negative charges. In this type of molecular conductors, the chemical composition in principle determines the filling factor of the conduction band.

On the other hand, charge carriers in some molecular conductors originate from two kinds of molecular orbitals ("two-orbital" molecular conductors). Here we call one of the two kinds of molecular orbitals, having the larger orbital energy, as the upper orbital (UO), and the other, having the lower orbital energy, as the lower orbital (LO). The energy separation between the UO and LO is denoted by Δ .

A molecular conductor composed of segregated columns of donor molecules and columns of acceptor molecules, such as $\text{TTF}^+\text{TCNQ}^-$, may be considered as a two-component type of the "two-orbital" molecular conductor. The UO and LO in this type are the LUMO of an acceptor molecule and the HOMO of a donor molecule, respectively.

Another type of the "two-orbital" molecular conductor is a single-component one, where the UO and LO come from molecules of one kind. The salt of $\text{TTF}[\text{Ni}(\text{dmit})_2]_2$ is classified into this type. The UO and LO in this salt are the HOMO and LUMO of $\text{Ni}(\text{dmit})_2$, respectively.[2] For this type, one can estimate approximately from the intra-molecular optical absorption for the molecule which possesses the UO and LO. The values of Δ , thus determined for typical organic donors and acceptors, are listed in Table 1. In the "two-orbital" molecular conductors, the charge transfer between the two molecular orbitals is a controllable parameter, which one can expect to enrich their properties. In order to reveal them, we have studied a two-chain model.

II. MODEL HAMILTONIAN

The Hamiltonian which describes two-chained molecular orbitals interacting through the on-site Coulomb repulsion is written as

$$\begin{aligned}
 H &= H_U + H_L + T + Q; \\
 H_U &= \sum_{i,j} a_i^\dagger a_i t_{ij}^U \sum_{i,j} a_i^\dagger a_{i+1} + c.c. + U_{UU} \sum_i a_i^\dagger a_i a_{i\#}^\dagger a_{i\#}; \\
 H_L &= \sum_{i,j} b_i^\dagger b_i t_{ij}^L + c.c. + U_{LL} \sum_i b_i^\dagger b_i b_{i\#}^\dagger b_{i\#}; \\
 T &= \sum_{i,j} t_{i1}^U a_i^\dagger b_{i+1} + c.c. + \sum_{i,j} t_{i1}^L b_i^\dagger a_{i+1} + c.c.; \\
 Q &= U_{UL} \sum_{i,j} a_i^\dagger a_i b_i^\dagger b_i;
 \end{aligned} \tag{2.1}$$

where a_i^\dagger and a_i are the creation and annihilation operator of an electron at the i -th site with spin \uparrow in the UO; b_i^\dagger and b_i are those in the LO; t_{uu} , t_{ll} , t_{ul} , t_{lu} are transfer integrals;

and U_{uu}, U_{ll}, U_{ul} are the on-site Coulomb repulsions. The model Hamiltonian (1) consists of two Hubbard chains (H_{uu}, H_{ll}) and their couplings (T, Q). If the couplings are neglected, the problem is reduced to the two Hubbard models which can be solved by Bethe ansatz. This approximation may be partially justified by the following considerations:

First, T is anticipated to be unimportant until the charge transfer from the LO to the UO occurs, since t_{ul}, t_{lu} are smaller than t_{uu}, t_{ll} , and negligible compared to t_{uu}, t_{ll} .

Secondly,

$$Q = \frac{U_{ul}}{2} \sum_i a_{i\uparrow}^\dagger a_{i\downarrow}^\dagger + a_{i\uparrow}^\dagger a_{i\downarrow} + b_{i\uparrow}^\dagger b_{i\downarrow}^\dagger + b_{i\uparrow}^\dagger b_{i\downarrow} \quad (2.2)$$

$$+ \frac{U_{ul}}{2} \sum_i a_{i\uparrow}^\dagger a_{i\downarrow} + b_{i\uparrow}^\dagger b_{i\downarrow} + U_{ul} \sum_i a_{i\uparrow}^\dagger a_{i\downarrow}^\dagger a_{i\uparrow} a_{i\downarrow} + b_{i\uparrow}^\dagger b_{i\downarrow}^\dagger b_{i\uparrow} b_{i\downarrow};$$

where the first term is proportional to the fluctuation of electron density at each site; the second term is proportional to the total electron number; and the third term is on-site Coulomb repulsion, which simply reduces the effective value of U_{uu} in H_u and that of U_{ll} in H_l . Consequently, Q can be neglected until the fluctuation of electron density becomes dominant.

Since H_u and H_l are now independent, the ground state is obtained by imposing the same chemical potential to the two chains. More explicitly one can obtain the ground state energy by minimizing $E = E[(UO)^{N_u}] + E[(LO)^{N_l}]$ under the condition of $N_u + N_l = N_t$, where $E[(UO)^{N_u}]$ denotes the ground state energy for H_u when N_u electrons are in the UO, and $E[(LO)^{N_l}]$ denotes the corresponding energy for H_l when N_l electrons are in the LO. The total electron number in the system is N_t .

In the following calculation, we use the ground state energy per one site for the Hubbard chain. This energy, $\epsilon_{Hub}(u; n) = E/N_s$, was originally derived by Lieb and Wu:[11,12,13]

$$\epsilon_{Hub}(u; n) = \frac{1}{2\pi} \int_0^{2\pi} dk \cos k \quad (k);$$

$$\int_0^{2\pi} dk \quad (k) = N/N_s; \quad (2.3)$$

$$\cos k = 1 + \cos k \quad \int_0^{2\pi} dk^0 \quad (k^0) \frac{8}{u} R \quad \frac{4(\sin k - \sin k^0)}{u};$$

$$R(x) = \frac{1}{4} \int_{-1}^1 \frac{\text{sech}(t/2)}{1 + (x+t)^2} dt;$$

where $N_s, N (< N_s)$ are the total number of sites and electrons; $n = N/N_s$; and $u = U/t$, respectively. By solving these equations we can study the range $n < 1$. For the range $n > 1$, $\epsilon_{Hub}(u; n)$ is given by an identical equation,

$$\epsilon_{Hub}(u; n) = \epsilon_{Hub}(u; 2 - n) + U(n - 1); \quad (2.4)$$

coupled with Eq.(2.3). Since a closed form of (2.3) is not known, we have obtained following functions, $\epsilon_1(u; n)$ and $\epsilon_2(u; n)$ which approximate $\epsilon_{Hub}(u; n)$:

$$\epsilon_{Hub}(u; n) = \epsilon_1(u; n) \quad (0 < n < 1)$$

$$= \epsilon_2(u; n) \quad (1 < n < 2)$$

within the ansatz

$$\begin{aligned}\psi_1(u;n) &= A(u) \exp(-B(u)n + C(u)n^2 + D(u)n^3); \\ \psi_1(u;n) &= \psi_1(u;2-n) + U(n-1);\end{aligned}$$

$$\begin{aligned}A(u) &= \frac{2}{1 + (1 + P_4 u + P_5 u^2) \exp(-P_6 u)} \quad (0 < u < 10); \\ A(u) &= \frac{2}{1 + P_{13} u^{P_{14}}} \quad (10 < u < 250); \\ B(u) &= 2A(u); \\ C(u) &= P_7 u (1 + P_8 u^2 + P_9 u^3) + P_{10} u \quad (0 < u < 10); \\ C(u) &= P_{15} u^{P_{16}} + P_{17} u^{P_{18}} \quad (10 < u < 250); \\ D(u) &= (-2B(u)n_{max} + C(u)n_{max}^2) = n_{max}^3;\end{aligned} \tag{2.5}$$

where

$$\begin{aligned}n_{max}(u) &= \frac{1}{2} \exp(-P_3 u) \quad (0 < u < 10); \\ n_{max}(u) &= \frac{1}{2} (1 + P_{11} u^{P_{12}}) \quad (10 < u < 250);\end{aligned}$$

$$\begin{aligned}P_1 &= 0.08705; \quad P_2 = 0.01366; \quad P_3 = 0.23603; \\ P_4 &= 0.10512; \quad P_5 = 0.0207; \quad P_6 = 0.28767; \\ P_7 &= 0.14159; \quad P_8 = 0.06386; \quad P_9 = 0.00582; \\ P_{10} &= 0.00903; \quad P_{11} = 0.76063; \quad P_{12} = 1.03065; \\ P_{13} &= 0.80627; \quad P_{14} = 1.03467; \quad P_{15} = 1.3295; \\ P_{16} &= 0.75014; \quad P_{17} = 0.12461; \quad P_{18} = 0.39471;\end{aligned}$$

The deviations of $\psi_1(u;n)$ and $\psi_2(u;n)$ from $\psi_{Hub}(u;n)$ are about 0.001 in the range of $0 < u < 250$.

III. RESULTS

We take $U_{uu} = U_{ll} = U$ and $t_{uu} = t_{ll} = t$ for simplicity. Generalization to the other cases is straightforward.

$$a) (UO)^{(1.5+x)N_s} (LO)^{(2-x)N_s}$$

This is the case corresponding to the charge-transfer salts of $TTP^{0.5+}$. [9] The parameter x represents the degree of charge transfer from the LO to the UO. The ground-state energy per one site, $\langle E \rangle_{N_s}$, is expressed by

$$\begin{aligned}\langle E \rangle &= \langle E \rangle_2(U=t; 1.5+x) + (1.5+x) \langle E \rangle_1(U=t; 2-x); \\ &= 1.5U + (1.5+x) \langle E \rangle_1(U=t; 0.5-x) + \langle E \rangle_1(U=t; x);\end{aligned} \tag{3.1}$$

In what follows, x is determined as the value which minimizes $\langle E \rangle$ for a given set of $U=t$ and $t=1$:

i) If $\frac{\partial \epsilon}{\partial x} \bigg|_{x=+0} > 0$, we have, $x = 0$.

ii) Next, if $\frac{\partial \epsilon}{\partial x} \bigg|_{x=+0} < 0$, we obtain x as the solution of

$$\frac{\partial \epsilon}{\partial x} = \frac{\partial \epsilon_1(U=t; n)}{\partial n} \bigg|_{n=0.5-x} + \frac{\partial \epsilon_1(U=t; n)}{\partial n} \bigg|_{n=x} = 0: \quad (3.2)$$

Figure 1 shows the degree of charge transfer thus obtained. In the case of TTP salts, [9] the value of t is considered to be always larger than 2. [10,14] Therefore we conclude that the charge transfer from the LO to the UO does not occur in these salts. In fact, properties of these salts are consistent with the expectation given by the extended Hukel calculation where only the HOMO is taken into account. [14]

b) $(UO)^{(1+x)N_s} (LO)^{(2-x)N_s}$

This is the case corresponding to the charge-transfer salts of TTP^+ [9] and $[M(dm it)_2]$ ($M = Ni, Pd, Pt$). The ground-state energy per site is expressed by

$$\epsilon = U + (1+x) + \epsilon_1(U=t; 1-x) + \epsilon_1(U=t; x): \quad (3.3)$$

The degree of charge transfer, x , is obtained as follows:

i) If $\frac{\partial \epsilon}{\partial x} \bigg|_{x=+0} > 0$, we have $x = 0$.

ii) Next if $\frac{\partial \epsilon}{\partial x} \bigg|_{x=+0} < 0$, we obtain x as the solution of

$$\frac{\partial \epsilon_1(U=t; n)}{\partial n} \bigg|_{n=1-x} + \frac{\partial \epsilon_1(U=t; n)}{\partial n} \bigg|_{n=x} = 0: \quad (3.4)$$

Figure 2 shows the degree of charge transfer thus obtained. The ground state of the one-dimensional Hubbard model is insulating at half filling. Therefore, the two-chained Hubbard model (2.1) predicts an insulating state at $x = 0$, metallic state for $x \neq 0$, and metal-insulator transition on the boundary of these two regions.

In the case of TTP^+ [9] salts, the value of $U=t$ is about 3. [10] Thus, from Fig 2a, one may expect that metallic state in these salts if $t < 3$. This condition is not unreasonable. In fact, Moriet al recently found the metallic behavior above 160 K in $TTM-TTP^-$, which is a charge-transfer salt of $TTM-TTP^+$. Although they did not consider the possibility of the charge transfer between the LO and UO [15], our calculation suggests that such charge transfer causes the metallic behavior of this salt above 160 K.

c) $(UO)^{(0.5+x)N_s} (LO)^{(2-x)N_s}$

This is the case corresponding to the charge-transfer salts of $[M(dm it)_2]^{0.5}$ ($M = Ni, Pd, Pt$). The ground-state energy per one site, ϵ , is expressed as follows:

$$\epsilon = U(1-x) + (0.5+x) + \epsilon_1(U=t; 0.5+x) + \epsilon_1(U=t; x) \quad (0 < x < 0.5); \quad (3.5)$$

$$\epsilon = 0.5U + (0.5+x) + \epsilon_1(U=t; 1.5-x) + \epsilon_1(U=t; x) \quad (0.5 < x < 0.75): \quad (3.6)$$

The degree of charge transfer, x , is determined as follows:

i) If $\frac{\partial \epsilon}{\partial x} \bigg|_{x=+0} > 0$, we have $x = 0$.

ii) If $\frac{\partial^2}{\partial x} \big|_{x=+0} < 0 < \frac{\partial^2}{\partial x} \big|_{x=0.5-0}$, we obtain x as the solution of

$$U + \frac{\partial^2 \epsilon_1(U=t;n)}{\partial n} \bigg|_{n=0.5+x} + \frac{\partial^2 \epsilon_1(U=t;n)}{\partial n} \bigg|_{n=x} = 0: \quad (3.7)$$

iii) If $\frac{\partial^2}{\partial x} \big|_{x=0.5-0} < 0 < \frac{\partial^2}{\partial x} \big|_{x=0.5+0}$, we have $x = 0.5$.

iv) If $\frac{\partial^2}{\partial x} \big|_{x=0.5+0} < 0$, we obtain x as the solution of

$$\frac{\partial^2 \epsilon_1(U=t;n)}{\partial n} \bigg|_{n=1.5-x} + \frac{\partial^2 \epsilon_1(U=t;n)}{\partial n} \bigg|_{n=x} = 0: \quad (3.8)$$

Figure 3 shows the degree of charge transfer thus obtained. It should be noted that the state $x = 0.5$ is stable in this model, as can be seen from Fig. 3a. This comes from the fact that $\epsilon_{Hub}(u;n)=\epsilon_n$ is discontinuous at $n = 1$.

The present model Hamiltonian does not include any contribution from the electron-phonon interaction. The interaction is expected to make the state, $x = 0.5$, more stable by forming a gap in the middle of the half-filled UO band (Peierls transition). In this sense, the dimerized structure frequently found in $\text{Pd}(\text{dim it})_2$ and $\text{Pt}(\text{dim it})_2$ salts [16] may be considered as a result of Peierls transition.

d) $(\text{UO})^{xN_s}(\text{LO})^{(2-x)N_s}$

This is the case corresponding to the "two-orbital" molecular conductors of the two-component type, such as TTF-TCNQ. The ground-state energy per one site, ϵ , is expressed by

$$\epsilon = U(1-x) + x + 2\epsilon_1(U=t;x): \quad (3.9)$$

The degree of charge transfer, x , is determined as follows:

i) If $\frac{\partial \epsilon}{\partial x} \big|_{x=+0} > 0$, we have $x = 0$.

ii) If $\frac{\partial \epsilon}{\partial x} \big|_{x=+0} < 0 < \frac{\partial \epsilon}{\partial x} \big|_{x=1-0}$, we obtain x as the solution of

$$U + \frac{\partial^2 \epsilon_1(U=t;n)}{\partial n} \bigg|_{n=0.5+x} + \frac{\partial^2 \epsilon_1(U=t;n)}{\partial n} \bigg|_{n=x} = 0: \quad (3.10)$$

iii) If $\frac{\partial \epsilon}{\partial x} \big|_{x=1-0} < 0$, we have $x = 1$.

Figure 4 shows the degree of charge transfer thus obtained. This figure exhibits an insulating state at $x = 0$ and $x = 1$; metallic state for $0 < x < 1$. Although a "two-orbital" molecular conductor of a single-component type which exhibits metallic behavior has not been found, the present model predicts that synthesis of such compound is possible by choosing appropriate values of $U=t$ and $t=\epsilon$.

IV. CONCLUSION

We found that the on-site coulomb interaction plays quite an important role in the "two-orbital" molecular conductors. The effect of this interaction grows the electron density in

the UO becomes smaller. The model gives a plausible explanation for the metallic behavior of $\text{Tm}(\text{dm it})_2$ and the strongly dimerized structure frequently observed in $\text{Pd}(\text{dm it})_2$ and $\text{Pt}(\text{dm it})_2$ salts. In spite of its simplicity, this model is versatile and applicable to many molecular conductors.

Acknowledgment

We deeply thank Prof. Kyuya Yakushi, Prof. Reizo Kato and Dr. David Lidsky for valuable discussions. This work was supported by the Grant-in-Aid for the Special Project Research on the "Novel Electronic State in Molecular Conductors" and by the Grant-in-Aid for Scientific research (No. 08640733) from the Ministry of Education, Science and Culture, Japan.

REFERENCES

- [1] For example see, Ishiguro, T. and Yamaji, K., Organic Superconductors, Springer-Verlag, Berlin-Heidelberg, 1990.
- [2] Canadell, E., Rachidi, I. E. I., Eavy, E., Pouget, J. P., Brossard, L., and Legros, J. P., J. Physique, 50, 1989, 2967.
- [3] Yakushi, K., Iguchi, M., Katagiri, G., Kusaka, T., Ohta, T. and Kuroda, H., Bull. Chem. Soc. Jpn., 54, 1981, 348.
- [4] Naito, T. and Tajima, H., unpublished results.
- [5] Sugano, T., Yakushi, K. and Kuroda, H., Bull. Chem. Soc. Jpn., 51, 1978, 1041.
- [6] Yakushi, K., Tajima, H., Ida, T., Tamura, M., Hayashi, H., Kuroda, H., Kobayashi, A., Kobayashi, H. and Kato, R., Synthetic Metals, 24, 1988, 301.
- [7] Yoshitake, M., Yakushi, K., Kuroda, H., Kobayashi, A., Kato, R. and Kobayashi, H., Bull. Chem. Soc. Jpn., 61, 1988, 1115.
- [8] Tajima, H., Tamura, M., Kuroda, H., Mori, T. and Inokuchi, H., Bull. Chem. Soc. Jpn., 63, 1990, 538.
- [9] In this paper we use "TTP" as a generic name of BDT-TTP and its derivatives, such as TTM-TTP, TMET-TTP.
- [10] Tajima, H., Arifuku, M., Ohta, T., Mori, T., Misaki, Y., Yamabe, T., Mori, H. and Tanaka, S., Synthetic Metals, 71, 1995, 1951.
- [11] Shiba, H., Phys. Rev., B 6, 1972, 930.
- [12] Lieb, E. H. and Wu, F. Y., Phys. Rev. Lett, 20, 1968, 1445.
- [13] Takahashi, M., Progr. Theoret. Phys. (Kyoto), 42, 1969, 1098; 43, 1970, 1619.
- [14] See Mori, T., Kawamoto, T., Misaki, Y., Kawakami, K., Fujiwara, H., Yamabe, T., Mori, H. and Tanaka, S., Mol. Cryst. Liq. Cryst., 284, 1996, 271; and references therein.
- [15] Mori, T., Inokuchi, H., Misaki, Y., Yamabe, T., Mori, H. and Tanaka, S., Bull. Chem. Soc. Jpn., 67, 1994, 661.
- [16] For example see the following review: Cassoux, P., Valade, L., Kobayashi, H., Kobayashi, A., Clark, R. A. and Underhill, A. E., Coord. Chem. Rev., 110, 1991, 115.

TABLES

s.determined from an absorption spectrum of solution
c.determined from an absorption spectrum of a single crystal

	(eV)	U O	LO	Ref.
acceptor				
TCNQ	1.3	LUMO	HOMO	[3] ^s :
Ni(dmit) ₂	1.1	LUMO	HOMO	[4] ^s :
Pd(dmit) ₂	0.9	LUMO	HOMO	[4] ^s :
donor				
TTF ⁺	2	HOMO	2nd HOMO	[5] ^s :
BPDT-TTF ⁺	1.7	HOMO	2nd HOMO	[6] ^s :
BMDT-TTF ⁺	1.4	HOMO	2nd HOMO	[7] ^s :
BEDT-TTF ⁺	1.4	HOMO	2nd HOMO	[8] ^s :
TTP ⁺ [9]	0.9	HOMO	2nd HOMO	[10] ^s :

TABLE I. The energy separation between the UO and LO .The molecular orbitals (LUMO , HOMO , and 2nd HOMO) are defined in the neutral state of an isolated molecule.

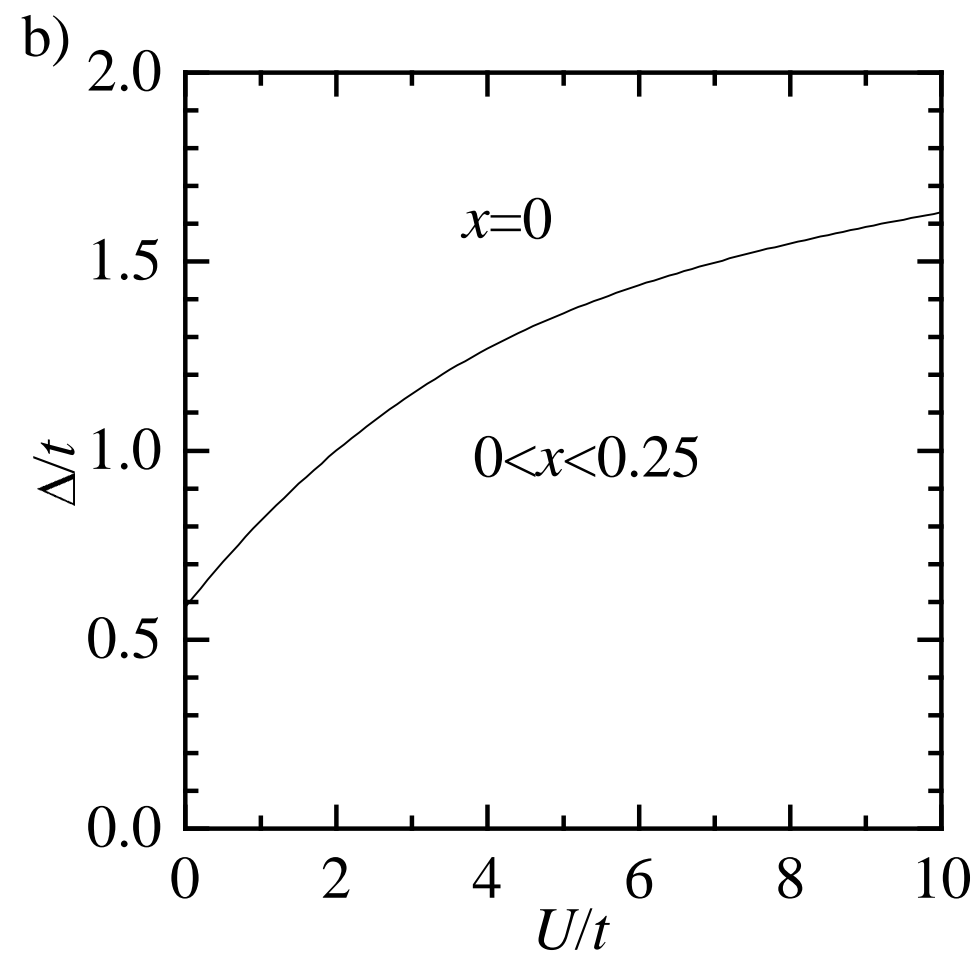
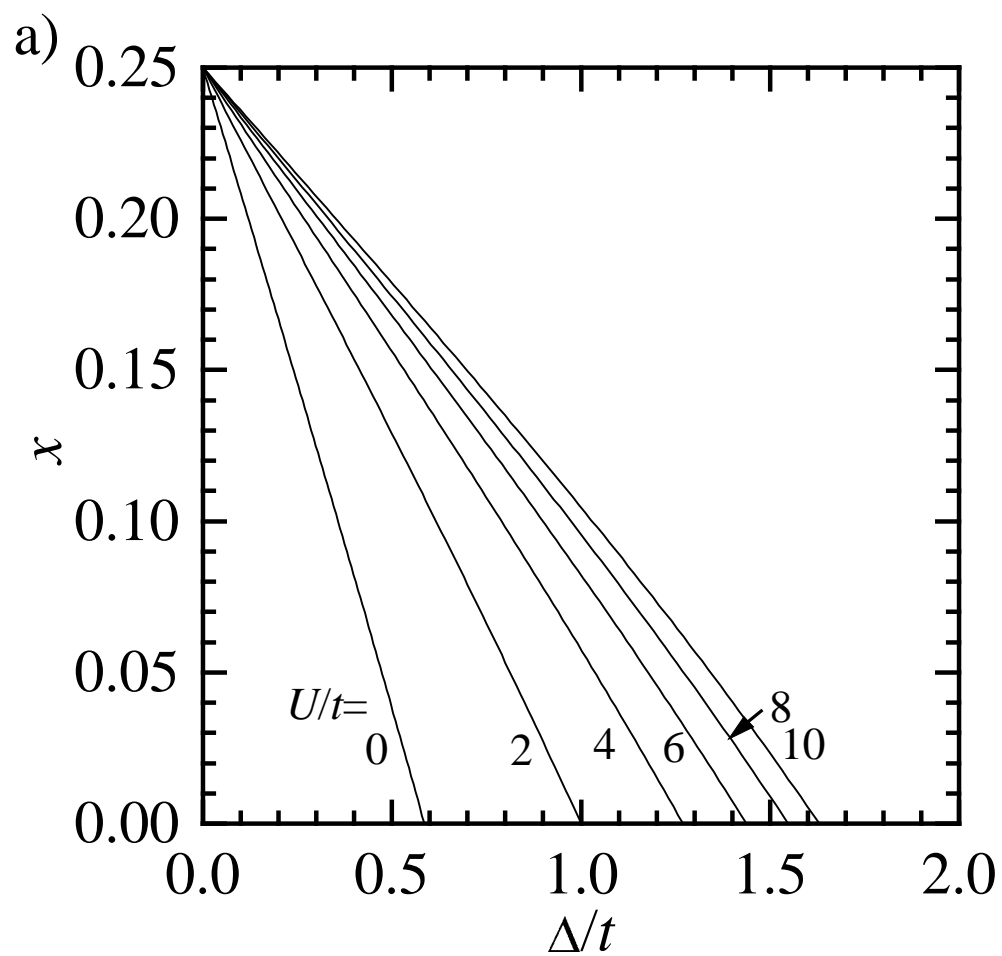
FIGURES

Fig. 1 (a)The degree of charge transfer (x) obtained for the two-chained orbitals, $(UO)^{(1.5+x)N_s}(LO)^{(2-x)N_s}$. (b)The regions for $x = 0$ and for $0 < x < 0.25$.

Fig. 2 (a)The degree of charge transfer (x) obtained for the two-chained orbitals, $(UO)^{(1+x)N_s}(LO)^{(2-x)N_s}$. (b)The regions for $x = 0$ and for $0 < x < 0.5$.

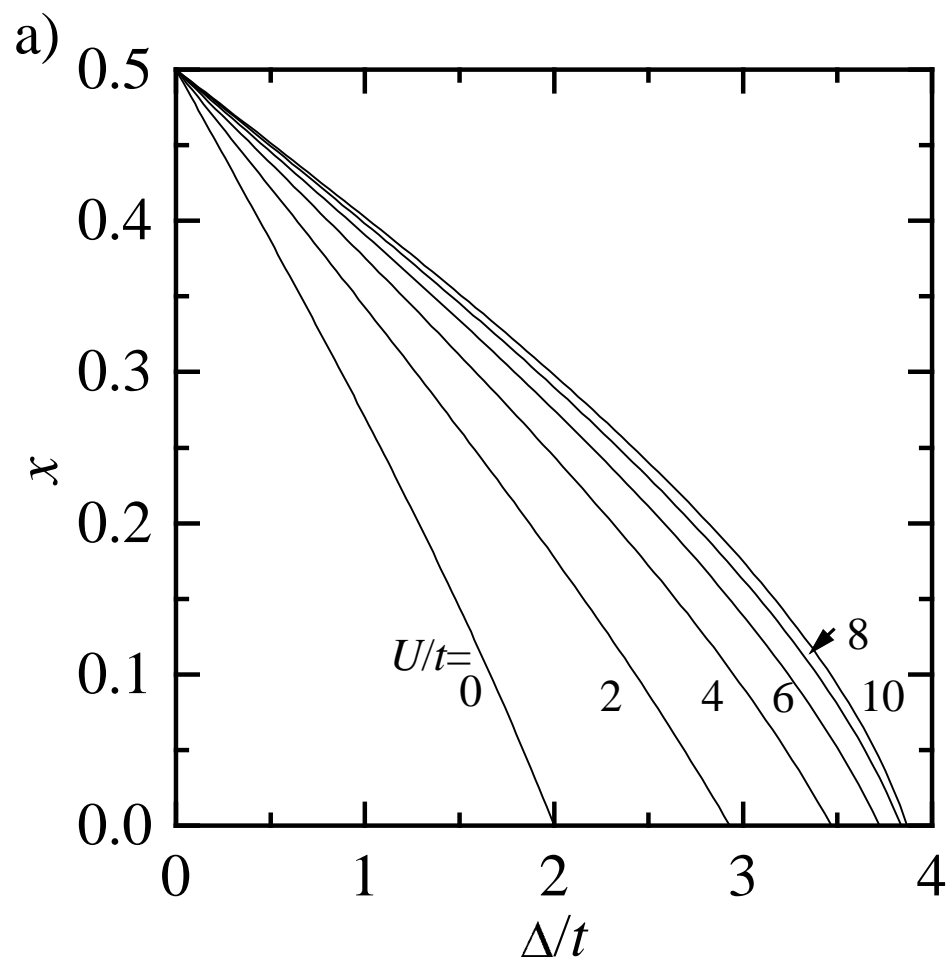
Fig. 3 (a)The degree of charge transfer (x) obtained for the two-chained orbitals, $(UO)^{(0.5+x)N_s}(LO)^{(2-x)N_s}$. (b)The regions for $x = 0$; $0 < x < 0.5$; $x = 0.5$; and $0.5 < x < 0.75$.

Fig. 4 (a)The degree of charge transfer (x) obtained for the two-chained orbitals, $(UO)^{xN_s}(LO)^{(2-x)N_s}$. (b)The regions for $x = 0$; $0 < x < 1$; and $x = 1$.



1D chain $(\text{UO})^{(1.5+x)N_s}(\text{LO})^{(2-x)N_s}$

Fig. 1 *Tajima et al*



1D chain

$(\text{UO})^{(1+x)N_s}(\text{LO})^{(2-x)N_s}$

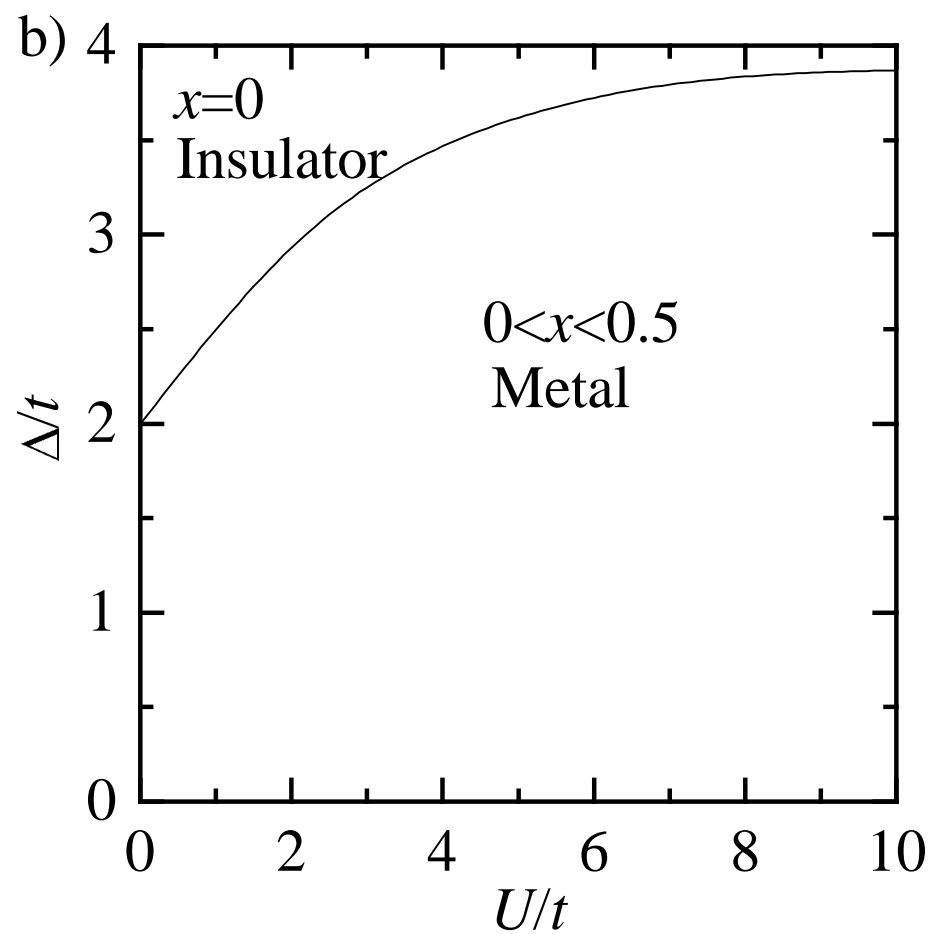
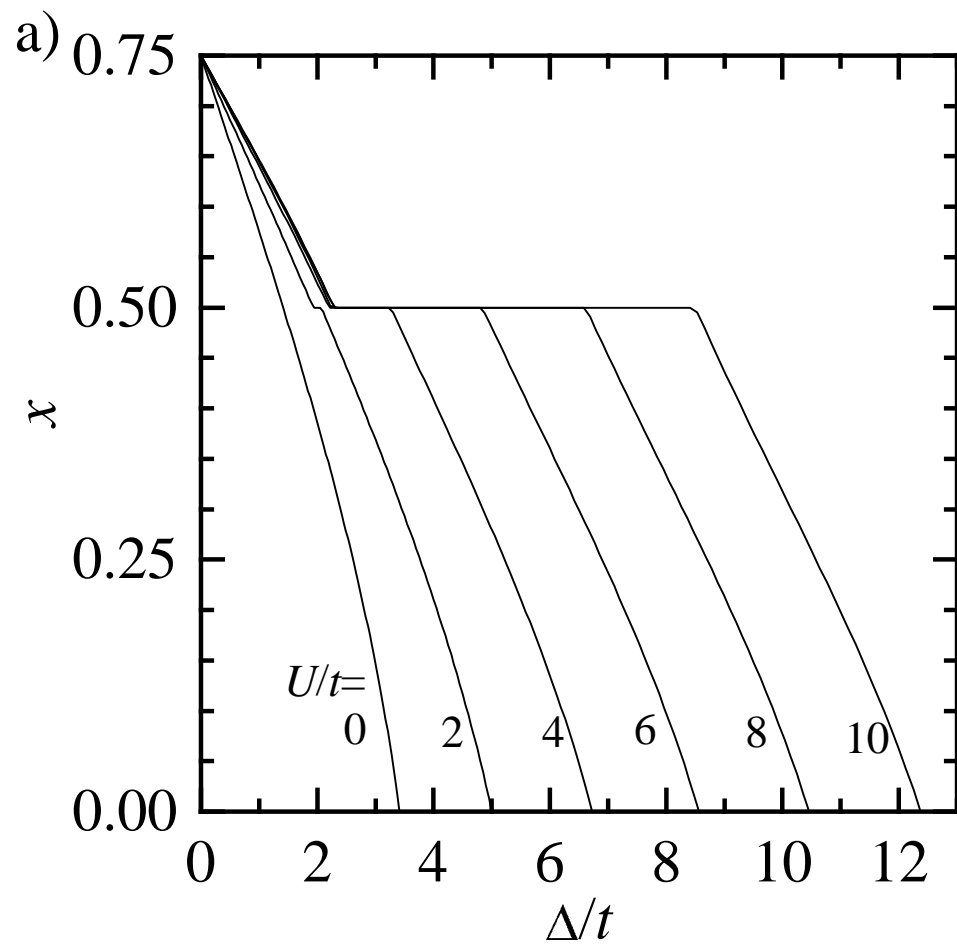


Fig. 2 Tajima et al



1D chain $(\text{UO})^{(0.5+x)N_s}(\text{LO})^{(2-x)N_s}$

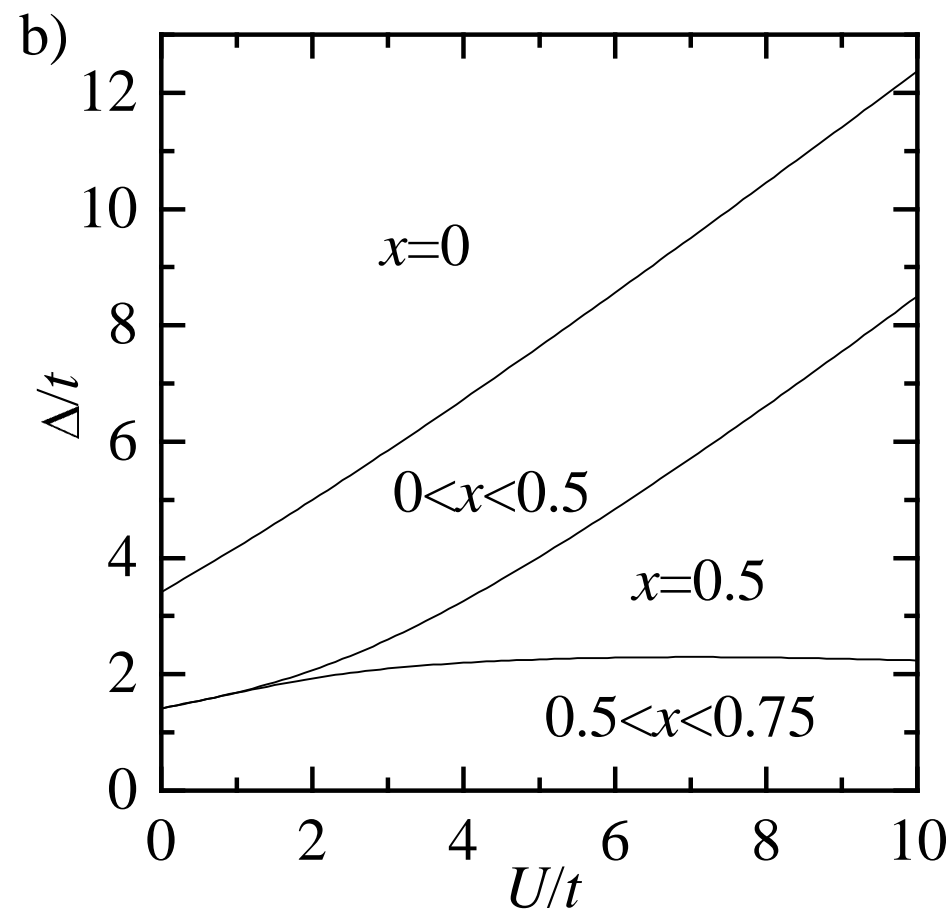


Fig. 3 Tajima et al

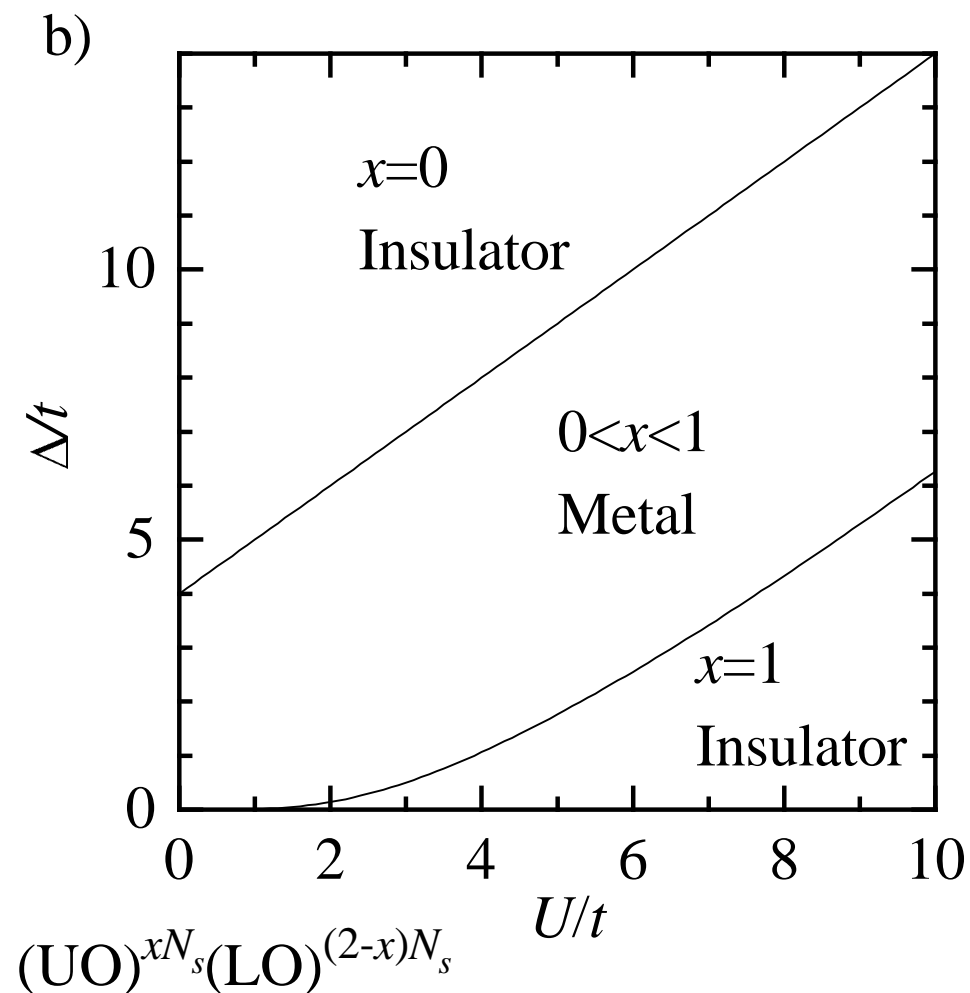
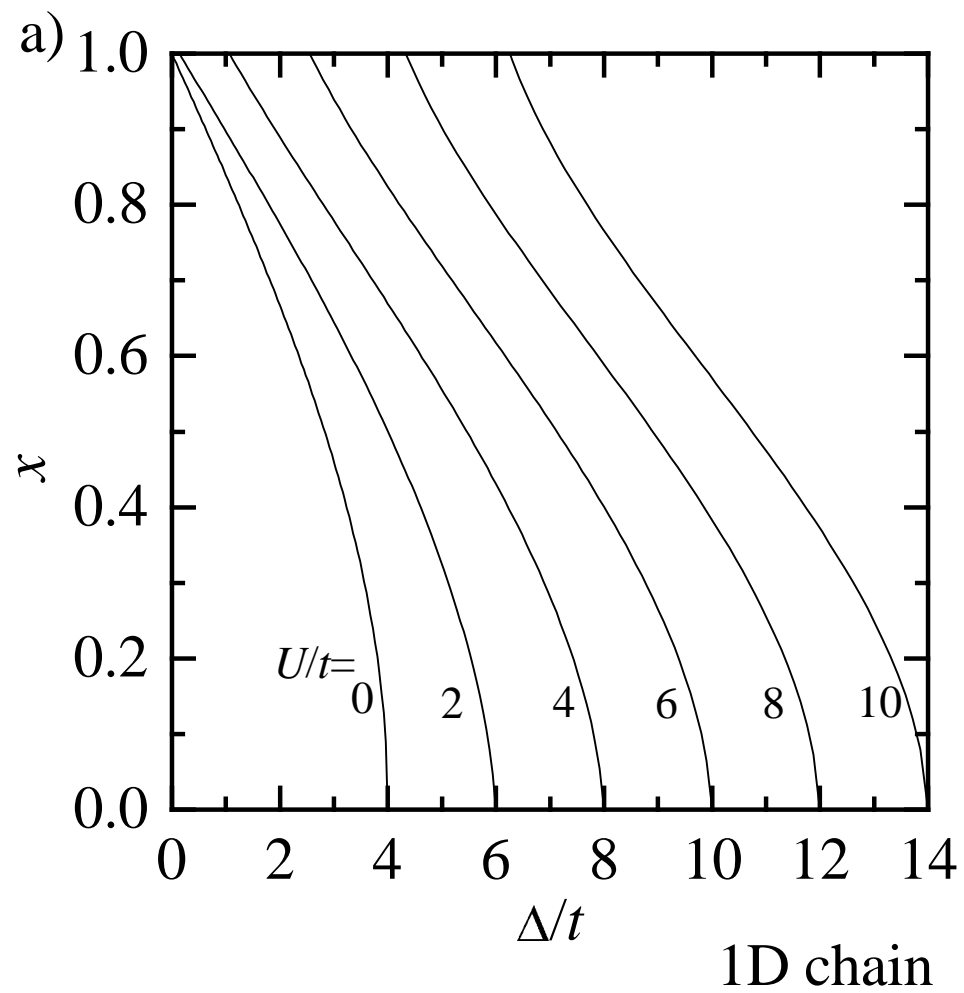


Fig. 4 Tajima et al

