

Influence of the lattice geometry on the thermodynamical properties of two-dimensional spin systems

B. Mombelli¹, O. Kahn¹, J. Leandri², Y. Leroyer², S. Mchikov² and Y. M. Eurdesoif²

¹Laboratoire des Sciences Moléculaires,

Institut de Chimie de la Matière Condensée de Bordeaux, UPR CNRS 9048,

Avenue Albert Schweitzer 33608 Pessac, France

²Centre de Physique Théorique et de Modélisation de Bordeaux,

Université Bordeaux I, URA CNRS 1537,

19 rue du Solarium, 33174 Gradignan, France

Various types of mixed spin two-dimensional Heisenberg networks are investigated by means of Monte Carlo simulations. This study aims at interpreting quantitatively the thermodynamical properties of two-dimensional molecule-based magnets recently synthesized. The proposed model requires that: (i) one of the two magnetic centers has a spin large enough to be treated as a classical spin; (ii) the zero field Hamiltonian is isotropic; (iii) the quantum spins have only classical spins as neighbours. The quantum Hamiltonian is then replaced by a classical one with effective ferromagnetic interactions. The temperature dependence of both the specific heat and magnetic susceptibility are calculated. The effect of the lattice geometry is analysed.

I. INTRODUCTION

A rather large number of molecule-based magnets have been synthesized and investigated in the last few years [1,2]. They correspond to low-dimensional magnetic systems, either quasi-one-dimensional [3-8] or more recently, quasi-two-dimensional [9,10]. The one-dimensional compounds are well modeled for equally-spaced magnetic chains, alternating chains involving a unique kind of spin carrier and two kinds of interaction pathways, mixed spin chains, ladder-type double chains, etc...

This paper is devoted to two-dimensional Heisenberg mixed spin compounds in which one of the spins is large enough to be treated as a classical spin and the other is normally treated as a quantum spin. This work is motivated by the synthesis of novel two-dimensional magnetic materials. So far, two types of two-dimensional magnetic lattices have been described. Both have a honeycomb-like structure. The former type is obtained using oxamate as bridging ligand. Mn^{2+} ions in octahedral surroundings are located at the corners of the hexagons, and Cu^{2+} ions in elongated tetragonal surroundings are located at the middle of the edges. A strong antiferromagnetic interaction is propagated between the Mn^{2+} and Cu^{2+} ions through the oxamate bridge, so that the intralayer interaction is very large as compared to the interlayer interaction. In these compounds the layers are negatively charged, and the nature and magnitude of the interlayer interaction is governed by the size of the counteranions situated between the layers. In the case of the NBu_4^+ counteranion a long range magnetic transition was observed at 15 K, probably due to the synergy between a very weak magnetic anisotropy and a ferromagnetic interlayer interaction [11]. It has been shown in a previous paper [12] that our model leads to an excellent interpretation of the magnetic properties of this material. The parameters were found as $J = 47.6$ K, $g_{Mn} = 2.0$ and $g_{Cu} = 2.2$. These values are very close to those obtained for both $Cu^{2+}Mn^{2+}$ pairs [3] and chains [7] involving the same bridge. The value of the interaction parameter essentially depends on the nature of the bridging network, and is not very sensitive to the spin geometry.

The latter type of lattice is realised in a series of two-dimensional oxalate-bridged binetallic compounds which have just been synthesized [10]. In that case the two kinds of magnetic ions alternate at the corners of the hexagons. The layers which are again negatively charged are separated by counteranions. The general formula of these compounds is $(NBu_4)[M^{II}Ru^{III}(ox)_3]$ where M^{II} is either Mn^{II} ($S = 5/2$) or Fe^{II} ($S = 2$) or Cu^{II} ($S = 1/2$) and the spin carried by the high-field Ru^{3+} ion is $S(Ru) = 1/2$. The interaction is ferromagnetic for Mn and antiferromagnetic for Cu and Fe. In the latter case a ferromagnetic transition occurs at $T_c = 13$ K. Let us mention that other compounds with the same structure have been reported [13-16]. The nature of the spin carriers, however, does not allow to use the classical-quantum spin approach.

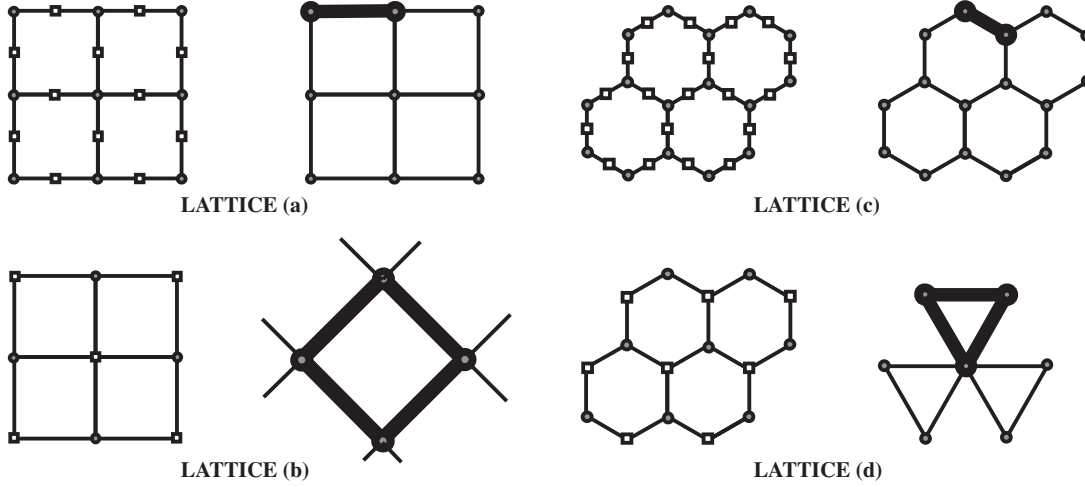


FIG. 1. For each cases, on the left hand side, the original lattice, where the squares stand for quantum spins, and the circles for classical spins. On the right hand side, the effective lattice of classical spins, with in bold the unit cell.

The aim of this paper is to study the influence of the geometry of the spin lattice on the thermodynamical properties of such systems. In this way, we derive from the mixed quantum-classical Heisenberg model a purely classical one with an effective interaction which depends on the lattice geometry. This model is analysed by means of Monte Carlo (MC) simulations. We investigate the different realisations of the hexagonal lattice described above, but also two configurations based on the square lattice.

The paper is organized as follows: the model is developed in the first section, then the Monte Carlo analysis is presented, and the results are discussed in the last section.

II. THE MODEL

Let us write down the Heisenberg spin Hamiltonian as:

$$H = J \sum_{\langle ij \rangle} \mathbf{S}_i^{(Q)} \cdot \mathbf{S}_j^{(C)} + g_1 \sum_{j=1}^{N_C} \mathbf{S}_j^{z(C)} + g_2 \sum_{i=1}^{N_Q} \mathbf{S}_i^{z(Q)} + H$$

Here $\mathbf{S}_j^{(C)}$ is the large spin operator (5/2 for Mn, 2 for Fe) which will be approximated by a classical vector, \mathbf{S} where \mathbf{s} is a unit vector and $\mathbf{S} = \frac{1}{2} \frac{\mathbf{S}^{(C)} \cdot \mathbf{S}^{(C)} + 1}{|\mathbf{S}^{(C)}|}$. The $1/2$ spin quantum operator (for Cu or Ru) is denoted by $\mathbf{S}_i^{(Q)} = \frac{1}{2} \boldsymbol{\sigma}_i$ with $\boldsymbol{\sigma}_i$ the Pauli matrices. The interaction parameter J is positive for an antiferromagnetic interaction (in the following, we only consider this case); H is a weak magnetic field applied along the z direction. $\langle ij \rangle$ stands for a pair of nearest neighbour spins, N_C is the number of classical spins and N_Q is the number of quantum spins.

Two kinds of magnetic lattices are investigated, the hexagonal one, which has been realised experimentally, and the square one. For each lattice, the spins can be arranged in two fashions: either the classical spins are attached at each vertex, and the quantum spins occupy the middle of the links, or the classical and quantum spins alternate at the vertices of the lattice. The structures are schematized in figure 1 (a) to (d).

In all cases, a quantum spin is surrounded only by classical ones. Therefore, the partition function can be factorized with respect to the quantum spin operators:

$$Z(T; H) = \sum_{j=1}^{N_Q} \text{Tr} \left[\exp \left(-\beta \left[\frac{1}{2} J \sum_{j \in V(i)} \mathbf{S}_j + \frac{1}{2} g_2 \mathbf{S}_i \right] \right) \right] \exp \left(-\beta \left[g_1 \sum_{j=1}^{N_C} \mathbf{S}_j^z + H \sum_{j=1}^{N_Q} \mathbf{S}_j^z \right] \right)$$

In this expression, $V(i)$ is the set of labels of the classical spins nearest neighbours of the quantum spin at site i . Let us call this set of classical spins a unit cell. Depending on the lattice, the unit cell is a link (lattices (a) and (c) of figure 1), a triangular plaquette (lattice (d)) or a square plaquette (lattice (b)). Due to the factorized form of $Z(T; H)$, the quantum spin dependence can be traced out to give a fully classical partition function:

$$Z(T; H) = \frac{1}{\Omega} \sum_{\{s\}} \exp \left(-\beta \sum_{\langle ij \rangle} J_{ij} s_i s_j - \beta H \sum_i s_i \right) \quad (1)$$

where $\langle ij \rangle$ is the set of unit cells on the lattice.

The original mixed spin system is then equivalent to a classical one with an effective ferromagnetic interaction between the classical spins on the plaquettes $\langle ij \rangle$ which becomes (in zero field):

$$H_{\text{eff}} = -k_B T \sum_{\langle ij \rangle} \ln 2 \cosh K s_j$$

In the following, we shall use the notations

$$K = \frac{1}{2} \frac{JS}{k_B T}; \quad W(\cdot) = \sum_j s_j \cdot; \quad W(\cdot) = K W(\cdot) K; \quad W_z(\cdot) = W(\cdot) \cdot s_z$$

The various observables, like the heat capacity $C_V = k_B \frac{\partial}{\partial T} \ln Z(T; 0)$ and the zero field susceptibility $\chi = \frac{k_B T}{V} \frac{\partial}{\partial H} \ln Z(T; 0)$ are simple generalisations of the ones defined in ref. [12] and can be expressed as ensemble averages with respect to the Boltzmann weight $e^{-\beta H_{\text{eff}}} = Z(T; 0)$. By defining $E = \frac{1}{2} JS \sum_{\langle ij \rangle} W(\cdot) \tanh(K W(\cdot))$, we find that the internal energy and the specific heat are given by

$$U = N E_{\text{eff}}, \quad C_V = k_B \left(\frac{E}{T} \right)^2 + k_B \frac{1}{T^2} \frac{\partial E}{\partial T} \quad \text{with} \quad E = \sum_{\langle ij \rangle} \frac{K W(\cdot)}{\cosh(K W(\cdot))} \quad (2)$$

The molar magnetic susceptibility is obtained from eq.(1):

$$\chi = \frac{N}{k_B T} \left(g_1^2 S^2 \langle s_{1z}^2 \rangle + g_1 g_2 \langle s_{1z} s_{2z} \rangle + \frac{1}{4} g_2^2 \langle s_{2z}^2 \rangle \right) \quad (3)$$

where N_M is the number of molecules and P, Q , and R have the following expression¹:

$$P = \frac{1}{\Omega} \sum_{\{s\}} s_1^2; \quad Q = \frac{1}{\Omega} \sum_{\{s\}} s_1 s_2; \quad R = \frac{1}{\Omega} \sum_{\{s\}} s_2^2 + \frac{1}{\Omega} \sum_{\{s\}} \frac{\tanh(K W(\cdot))}{K W(\cdot)} + \frac{1}{\Omega} \sum_{\{s\}} \frac{1}{K W(\cdot)}$$

where $\langle \cdot \rangle = \frac{W_z(\cdot)}{W(\cdot)}$ and $s_z(\cdot) = \langle \cdot \rangle \tanh(K W(\cdot))$

III. MONTE CARLO SIMULATIONS

These various thermodynamical quantities are determined by Monte Carlo sampling, with respect to the Boltzmann weight $e^{-\beta H_{\text{eff}}} = Z(T; 0)$. The simulations were first performed using the metropolis method [17]. This method has been proved to be very useful at high temperature, far from the phase transition. However, it suffers from a severe slowing down near the phase transition, and therefore becomes rather inefficient at low temperature, since, for an isotropic two-dimensional system, the critical temperature is $T_c = 0$ K [18]. A cluster flipping method developed by Wolff [19] drastically reduces the slowing down, and the Wolff algorithm was used for high values of K (i.e. low values

¹The numerical values of $\langle s_{1z}^2 \rangle, \langle s_{1z} s_{2z} \rangle$ and $\langle s_{2z}^2 \rangle$ as a function of the temperature for the four lattices can be provided on request.

of T). To overcome the finite size effects in the critical region, we increased the size of the systems as T decreased. The number of cells is 2^{14} for $K < 2$, and increases up to 2^{16} for $K = 5$. Periodic boundary conditions were imposed to the system, and a random spin configuration was taken as an initial spin configuration. The number of Metropolis steps necessary to reach the thermal equilibrium was found to be between 10^2 and 10^4 lattice sweeps depending on the temperature. The averaging of the various observables was stopped when $\epsilon = < 0.01$. The relative uncertainty on the energy and the specific heat was then better than 10^{-2} . These calculations were performed on a Cray J916.

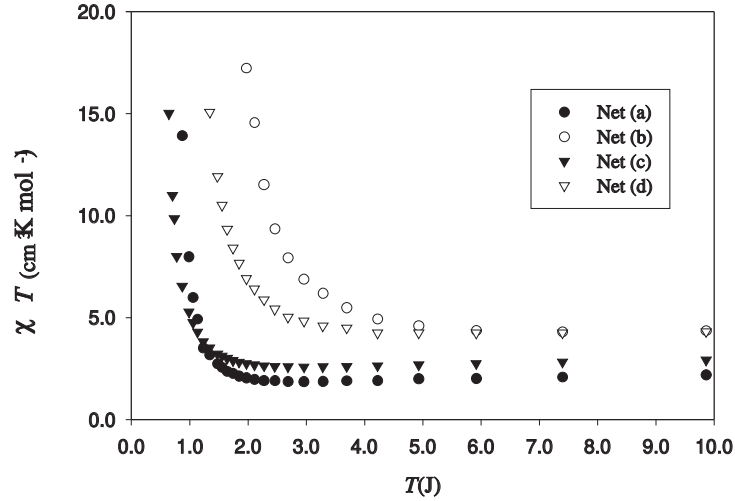


FIG. 2. χ_T (in $\text{cm}^3 \text{K mol}^{-1}$ units) as a function of temperature (in units of J). The local spins are assumed to be $S_C = S(\text{Mn}) = 5/2$ and $S_Q = S(\text{Cu}) = 1/2$, and the local Zeeman factors $g_1 = g_2 = 2$. The labels refer to the lattices of figure 1.

A. The Magnetic Susceptibility

Figure 2 shows the behaviour of χ_T (in $\text{cm}^3 \text{K mol}^{-1}$ units) as a function of the temperature (in units of J) for the four lattice configurations. The four curves present the same general trend characterised by the following features:

- a constant value at high temperature corresponding to the paramagnetic limit;
- a shallow minimum, characteristic of a ferrimagnetic system with antiferromagnetic couplings. It is due to the local ordering appearing as the temperature is lowered, and which causes a decrease of the local magnetisation;
- a rapid increase at low temperature due to the critical divergence at $T = 0$.

It is interesting to determine the extent to which all these results can be described by the same universal trend, simply corrected by the lattice effects. Actually, at high temperature, the susceptibility is given by the Curie constant which depends in a simple way on the spin arrangement:

$$(\chi_T)_{T=1} = \frac{2}{3k_B} \left[\frac{35}{4} n_C g_1^2 + \frac{3}{4} n_Q g_2^2 \right] \quad (4)$$

where n_Q and n_C are the numbers of low spin (quantum) and high spin (classical) ions per molecule, respectively (these numbers are given in table I for each lattice). In equation (4) we have taken $S^{(Q)} = 1/2$, $S^{(C)} = S(\text{Mn}) = 5/2$. For the curves of figure 2 we set $g_1 = g_2 = 2$:

lattice	a_2	a_4	a_6
(a)	4	$-\frac{20}{3}$	8
(b)	4	-4	$-\frac{152}{9}$
(c)	3	-5	6
(d)	3	-7	$\frac{140}{9}$

TABLE I. Coefficients of the high temperature expansion for χ_v for the four lattices.

The temperature where the minimum occurs is measured from the Monte-Carlo data. We present the results in table I (column 4) for each lattice. We have computed this quantity in the mean field theory, and we found the surprisingly simple result : $T_m (MF) = \frac{1}{3}JS^2n$, where n is the number of classical spins in a unit cell (or equivalently the number of classical neighbours of a quantum spin). These values are presented in the 5th column of table I. Although the mean field and Monte-Carlo results are quantitatively different, one can see from table I that the relative position of the minimum with respect to the lattice is the same for the two results. This is an indication that the parameter n is probably relevant to this quantity.

At low temperature, the critical divergence is described by the non linear sigma model. The mapping between the discrete model on a specific lattice and the universal field theory can be established as follows. First, take the low temperature spin wave limit of the lattice model.

$$H_e(J) \rightarrow H_{SW}(J) = \frac{1}{2}J \sum_{\langle ij \rangle} S_{ij}^2$$

Then take the long wave length limit in order to go to the continuum model

$$H_{SW}(J) \rightarrow H(\Phi) = \frac{1}{2}\Phi \int d^2r \nabla^2 \Phi \otimes n(r) \otimes n(r) \quad (5)$$

The first step depends on the effective interaction between the classical spins whereas the second is related to the geometry of the classical spin lattice. The expression of Φ is given in table I for each lattice model. As a consequence, we expect a universal behaviour of the low temperature regime of all the lattices, provided the temperature is renormalised in such a way that $T = T/\Phi$. We do not observe this behaviour quantitatively on our Monte-Carlo data, since our lowest temperatures do not lie within the universal critical regime². However, the hierarchy of the Φ values gives qualitatively well the relative positions of the critical increase of T for each lattice.

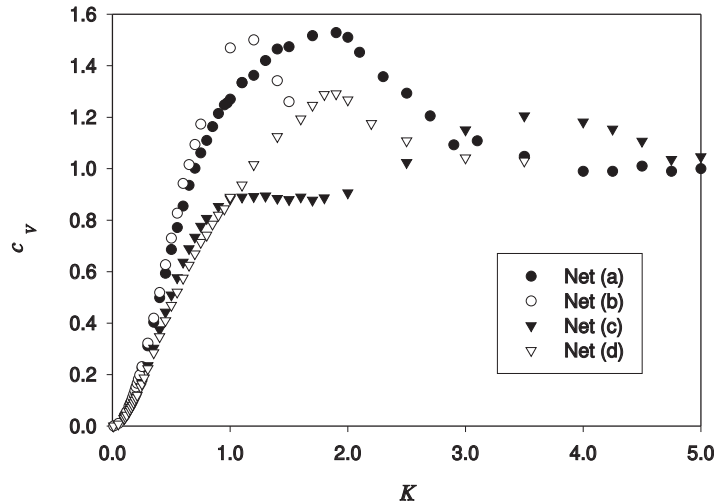


FIG . 3. The specific heat $c_v = \frac{C_v}{Nck_B}$ versus $K = \frac{JS}{2k_B T}$ for the four lattices.

B . The Specific Heat

The specific heat is plotted as a function of K in figure 3 for the four types of lattices. In all cases, it presents a well pronounced maximum. Beside this common trend, the dependence on the lattice geometry of the details of these curves can be understood from simple arguments. The $T = 0$ (large K) limiting value can be obtained from the magnon contribution to the hamiltonian of eq.(5) which gives an energy per classical spin

²we noticed in ref [12] that this behaviour is observed for lattice (c) for $K > 2.5$ which corresponds to $T < 0.59J$

$$E = E_0 + k_B T$$

Therefore, by normalising the heat capacity to the number of classical spins, we get for $T = 0$, $c_V = C_V / N_C k_B = 1$ as can be seen on figure 3 from the result of the simulation. For large T (small K), the behaviour of the specific heat can be inferred from the high temperature expansion. The first few terms of this expansion can easily be derived and we get

$$c_V = a_2 K^2 + a_4 K^4 + a_6 K^6 +$$

where a_2 turns out to be the number of unit cells connected to a single (classical) site. This number together with the coefficient a_4 and a_6 are given in table II for each lattice. The result, presented in figure 4 in comparison with the Monte-Carlo data, shows that up to $K \approx 0.4$, the system is driven by its high temperature behaviour. The behaviour at intermediate and low temperature results on the superposition of two contributions,

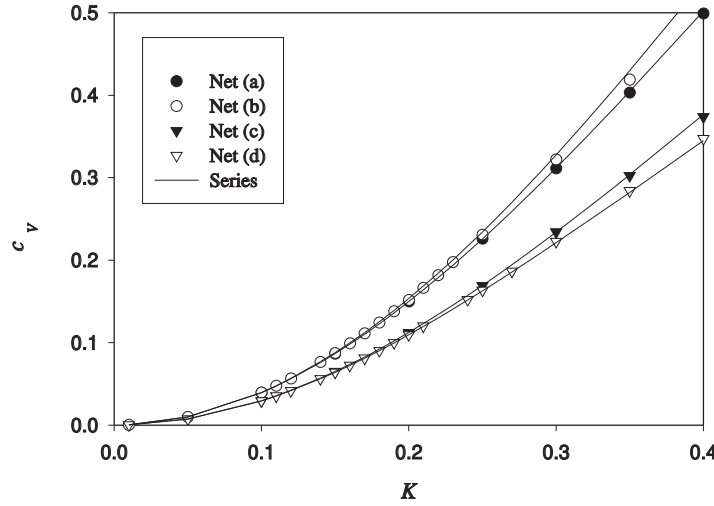


FIG. 4. Same as figure 3 but in the high temperature regime. The data points correspond to the Monte-Carlo results and the lines to the low order high temperature expansion.

similarly to the case of lattice (c) already analysed in ref. ([12]) and where this effect is clearly visible:

a first bump for $K \approx 1$ resulting from the local ordering of the quantum spin with respect to their randomly distributed classical neighbours. By neglecting the correlations between the classical spins, we can estimate this contribution

$$C_V^Q \approx N_Q k_B K^2 \sum_{i,j} \frac{Q}{4} \frac{d}{dK} \frac{W^2(K)}{\cosh^2(KW(K))} \quad (6)$$

a second bump at higher value of K , connected to the critical behaviour of the system and which is expected to be described by the low temperature limit of the model (eq.(5)).

lattice	a_2	a_4	a_6
(a)	4	$-\frac{20}{3}$	8
(b)	4	-4	$-\frac{152}{9}$
(c)	3	-5	6
(d)	3	-7	$\frac{140}{9}$

TABLE II. Coefficients of the high temperature expansion for c_V for the four lattices.

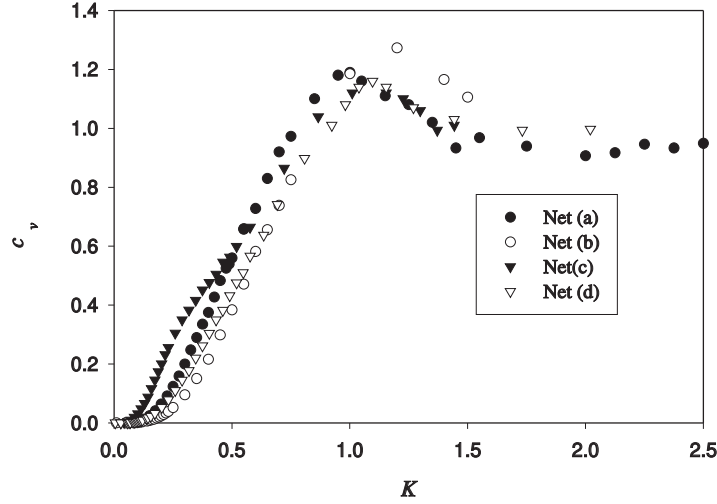


FIG. 5. The specific heat subtracted from the quantum spin contribution as a function of the lattice renormalised coupling $K = \frac{J}{J_0}$, (see table I).

By subtracting the specific quantum contribution given by eq.(6) and renormalising the temperature dependence of the residual specific heat by the factor defined in the preceding section, we should obtain a universal curve. This is what we can observe in figure 5, where the dependence of the lattice has been washed out by comparison with figure 3.

IV. CONCLUSION

In this paper we have determined the effect of the topology of the spin lattice on the thermodynamical properties of two-dimensional systems with alternating quantum-classical spins, modeling a wide family of magnetic molecular compounds. Since the quantum spin dependence can be traced out, we can use the very powerful classical Monte-Carlo techniques to analyse these systems.

We found that the temperature dependence of both the magnetic susceptibility and the specific heat can be described on the ground of general behaviours on which the lattice influence is explicit. This analysis allows one to predict in principle what would be the specific heat and the magnetic susceptibility for other compounds with different spin geometry. Alternatively, it can be used to determine the interaction parameters together with the Zeeman factors out of experimental data [10].

In most cases [3], one observes experimentally at low temperature (typically 10 to 15K) a transition towards a ferromagnetic ordered phase which cannot be accommodated within our isotropic interaction [18]. Therefore, the present analysis is only valid in the paramagnetic phase. At low temperature, spin anisotropy [11] and/or spatial anisotropy must be taken into account to explain this ferromagnetic phase transition.

-
- [1] O. Kahn, *Molecular magnetism*, VCH Publisher, New-York 1993.
 - [2] D. Gatteschi, O. Kahn, J.S. Miller, F. Palacio, *Magnetic molecular materials*, NATO ASI Series E 198, Kluwer, Dordrecht, 1991.
 - [3] C. Mathoniere, O. Kahn, J.C. Darran, H. Hilbig, F.H. Kvsble, *Inorg. Chem.* 32 (1993) 4057.
 - [4] J. Seiden, *J. Phys. Lett.* 44 (1983) L947.
 - [5] M. D rillon, J.C. G ianduzzo and R. Georges, *Phys. Lett. A* 96 (1983) 413.
 - [6] M. Verdaguer, A. G leizes, J.P. Renard J. Seiden, *Phys. Rev. B* 29 (1986) 5144.
 - [7] R. Georges, J. Curely, J.C. G ianduzzo, Q. Xu, O. Kahn, Yu Pei, *Physica B+C* 77 (1988) 153
 - [8] M. D rillon, E. Coronado, R. Georges, J.C. G ianduzzo and J. Curely, *Phys. Rev. B* 40 (1989) 10992.
 - [9] H. O. Stumpf, Yu Pei, O. Kahn, J. Sletten, J.P. Renard, *J. Am. Chem. Soc.* 115 (1993) 6738.

- [10] J. Larionova, B. Mombelli, J. Sanchiz and O. Kahn, *Inorg. Chem.* in press.
- [11] C. Meyers, Y. Muredsoif, Y. Leroyer and O. Kahn, *J. Phys. C* in press.
- [12] J. Leandri, Y. Leroyer, S.V. Meshkov, Y. Muredsoif, O. Kahn, B. Mombelli, D. Price, *J. Phys. C* 8 (1996) L271.
- [13] H. Tamaki, Z. Zhong, N. Matsumoto, S. Kida, M. Koikawa, N. Achiwa, Y. Hashimoto and H. Okawa, *J. Am. Chem. Soc.* 114 (1992) 6974.
- [14] L.O. Atovmyan, G.V. Shilov, R.N. Lyubovskaya, E.I. Zhilyaeva, N.S. Ovanesyan, S.I. Pirumova, I.G. Gusakovskaya and Y.G. Mirozov, *JETP Lett.* 58 (1993) 766.
- [15] S. Decurtins, H.W. Schmalke, P. Schneuwli and H.R. Oswald, *Inorg. Chem.* 32 (1993) 1888.
- [16] S. Decurtins, H.W. Schmalke, H.R. Oswald, A. Linden, J. Ensling, P. Gutlich and A. Hauser, *Inorg. Chem. Acta* 216 (1994) 65.
- [17] N. Metropolis, A.W. Rosenbluth, M.N. Rosenbluth, A.H. Teller, E. Teller, *J. Chem. Phys.* 21 (1953) 1087. For a review see: D.P. Landau, in *Monte Carlo simulations in condensed matter physics*, K. Binder ed., Springer, Heidelberg, 1992, and references therein.
- [18] N.D. Mermin, H.W.agner, *Phys. Rev. Lett.* 17 (1966) 1133.
- [19] U. Wol, *Phys. Rev. Lett.* 62 (1989) 361.