

Low-lying excitations and thermodynamics of an antiferromagnetic Heisenberg fractal system of a dimension between one and two

Andreas Voigt *, Johannes Richter and Piotr Tomczak¹

Institut für Theoretische Physik

Otto-von-Guericke-Universität Magdeburg, Postfach 4120, 39106 Magdeburg, Germany

¹ *Institute of Molecular Physics, Polish Academy of Sciences,*

Smulochowskiego 17, PL-60-179 Poznan, Poland

(March 24, 2022)

We investigate a frustrated Heisenberg spin- $\frac{1}{2}$ antiferromagnet on a fractal lattice of dimension $d=\ln 3/\ln 2$ (Sierpiński gasket). Calculations were performed using (a) exact diagonalization of all eigenstates and eigenvectors for systems up to $N=15$ and (b) the Decoupled-Cell Quantum-Monte-Carlo method for systems up to $N = 366$. We present the low-lying spectrum and the specific heat. The specific heat shows a second maximum in the low-temperature region. This behavior is similar to the behavior of the quantum Heisenberg antiferromagnet on a kagomé lattice and suggests a disordered ground state and a spin gap in the considered system.

Keywords: Heisenberg antiferromagnet, Fractals, specific heat – low temperature

Introduction. The question for the ground state ordering and the low-temperature thermodynamics of quantum antiferromagnets in one or two dimensions receives much interest. In $d = 1$ there is no long-range order (LRO) in the ground state. For $d = 2$ this question is not generally answered. Various features may influence the magnetic ground state ordering: frustration, low coordination number, topological disorder. For several lattices (e.g. square, honeycomb, triangular) there is evidence for a long-range ordered ground state, indicating some preference for an ordered ground state in $d = 2$. Only for the kagomé lattice the ground state may be disordered. Recently [1,2], the question has been discussed 'What happens in a quantum antiferromagnet with a dimension between one and two?'. In [2] two of us (P.T. and J.R.) investigated the ground state of the spin- $\frac{1}{2}$ system on the Sierpiński gasket (fractal dimension $d = \ln 3/\ln 2$) by exact diagonalization and variational Monte-Carlo method. We found rather strong arguments that the spin system on the Sierpiński gasket has no long range order and that its ground state may correspond to a spin liquid.

Additionally a quantum decimation technique was used in [1] by one of us (P.T.) to investigate finite temperature properties of that system. It was argued, that the Sierpiński gasket has some similarity with the kagomé lattice.

In this paper we want to analyze the low-lying spectrum and finite temperature properties of the Sierpiński gasket by alternative approaches, i.e. quantum Monte Carlo and full diagonalization of small systems.

The model. We consider the following Hamiltonian

$$H = J \sum_{\langle i,j \rangle} \vec{S}_i \vec{S}_j \quad (1)$$

where \vec{S}_i is the spin- $\frac{1}{2}$ operator at the site i and the summation $\langle i,j \rangle$ runs over all nearest neighbors on a Sierpiński fractal lattice. (A system with 366 sites is presented in Fig. 1). The strength of the antiferromagnetic interactions is $J = 1$. The classical ground state of this system is exactly known: The spins belonging to three interpenetrating, equivalent sublattices form a 120° structure.

For the quantum system we have calculated all eigenvalues and eigenstates for the systems with $N = 6$ and $N = 15$. (The next size is $N = 42$ and goes beyond all computer facilities available at present). To consider larger systems we have, alternatively, used a decoupled-Cell Quantum Monte-Carlo approach.

Results. In Fig.2 we present the low-lying spectrum belonging to different quantum numbers S of the total spin \mathbf{S}^2 for the system with $N = 15$. According to [3] a symmetry broken Néel like LRO can be realized in the thermodynamic limit ($N \rightarrow \infty$) if the lowest levels could be described by an effective Hamiltonian $H_{eff} = E_0 + (K/N)\mathbf{S}^2$, i.e. the lowest $E_0(S)$ should be linearly dependent on $S(S+1)$. From Fig.2 it is obvious that for the Sierpiński gasket there is a significant deviation from that linear behavior (cf. straight line between $E_0(S = 1/2)$ and $E_0(S = 7/2)$). Notice, that this deviation is even much larger than the corresponding deviation for a linear chain of 16 sites. There is a second point of interest concerning ground state ordering: For lattices with antiferromagnetic zero-temperature LRO the ground state has minimum total spin (i.e. $S_{GS} = 0$ for N even or $S_{GS} = 1/2$ for N odd) [4,5] and the first excitation has a total spin $S = S_{GS} + 1$. In accordance with the kagomé lattice [6,7] we find here (cf. Fig.2) (i) a

*Tel. +49-391-67-12473; fax. +49-391-67-11217; e-mail: Andreas.Voigt@Physik.Uni-Magdeburg.de

twofold non-trivial degenerated ground state and (ii) 10 additional $S = 1/2$ states between the ground state and the lowest $S = 3/2$ state. Having in mind the above discussion and the variational calculation of the spin correlations in [2] we argue that for the Sierpiński gasket a symmetry broken Néel like ordering is not favored.

Another interesting feature of the lowest energies of these system is the existence of two gaps between the lowest eigenvalues in the subspace $S = 1/2$. Numerical calculations show that only these two gaps are necessary in order to have two additional peaks in the low-temperature region of the specific heat.

In Fig.3 we present the specific heat as a function of the temperature kT/J from the exact diagonalization data for $N = 6$ and $N = 15$ and from decoupled-cell Quantum-Monte-Carlo calculations for $N = 366$. This Monte-Carlo approach was introduced by Homma *et al* [8] and later applied successfully to several quantum spin systems (see e.g. [9]). For this method the full diagonalization of small clusters is necessary in order to calculate the transition probability in the Monte-Carlo process. For the calculations we have used clusters with $N = 6, 15$. In Fig.3 we present the data with the $N = 15$ cluster. We find one additional peak in the low temperature region for the system with $N = 6$ and as mentioned above even two such peaks for the system with $N = 15$. The Quantum-Monte-Carlo data for the system with $N = 366$ also show one additional peak in the low temperature region (The symbols are as high as the statistical error of the data). This behavior in the specific heat corresponds to the results obtained by the quantum decimation technique and is quite similar to that of a kagomé lattice [10] and supports the suggestion of a disordered ground state.

Conclusion. In general, we argue that the similarity to the kagomé lattice may be connected with the lack of LRO in both systems. If magnetic correlations are short-ranged the local lattice structure plays the important role. The local environment of both lattices is quite similar (four nearest neighbors, triangle as an elementary unit).

Acknowledgments. This work has been supported by the DFG (Ri 615/1-2) and by the KBN (8T11F 010 08p04).

- [1] P. Tomczak, Phys. Rev. B **53**(2), R500 (1996).
- [2] P. Tomczak, A.R. Ferchmin and J. Richter, Phys. Rev. B **54**(1), 395 (1996).
- [3] B. Bernu *et al*, Phys. Rev. Lett. **69**, 2590 (1992).
- [4] E. Lieb and D.C. Mattis, J. Math. Phys. **3**, 749 (1962).
- [5] J. Richter *et al*, J. Magn. Magn. Mater. **140-144**, 1611 (1995).
- [6] P. Lecheminant *et al*, Phys. Rev. B **56**(5), 2521 (1997).
- [7] H.U. Everts (private communication).
- [8] S. Homma, H. Matsuda and N. Ogita, Prog. Theor. Phys. **72**(6), 1245 (1984).
- [9] S. Homma, K. Sano, H. Matsuda and N. Ogita, Prog. Theor. Phys. Supl. **87**, 127 (1986); S. Miyazawa and S. Homma, Springer Proceedings in Phys. **80**, 78 (1995).
- [10] C. Zeng and V. Elser, Phys. Rev. B **42**(13), 8436 (1990); P. Tomczak and J. Richter, Phys. Rev. B, **54**(13), 9004 (1996).

Fig.1: The Sierpiński gasket with $N = 366$.

Fig.2: The lowest energy eigenvalues of the Sierpiński gasket with $N = 15$ versus $S(S+1)$ (S is the quantum number of the total spin).

Fig.3: The specific heat (per spin) versus temperature.




Fig. 1: Voigt et al, Low-lying excitations ...

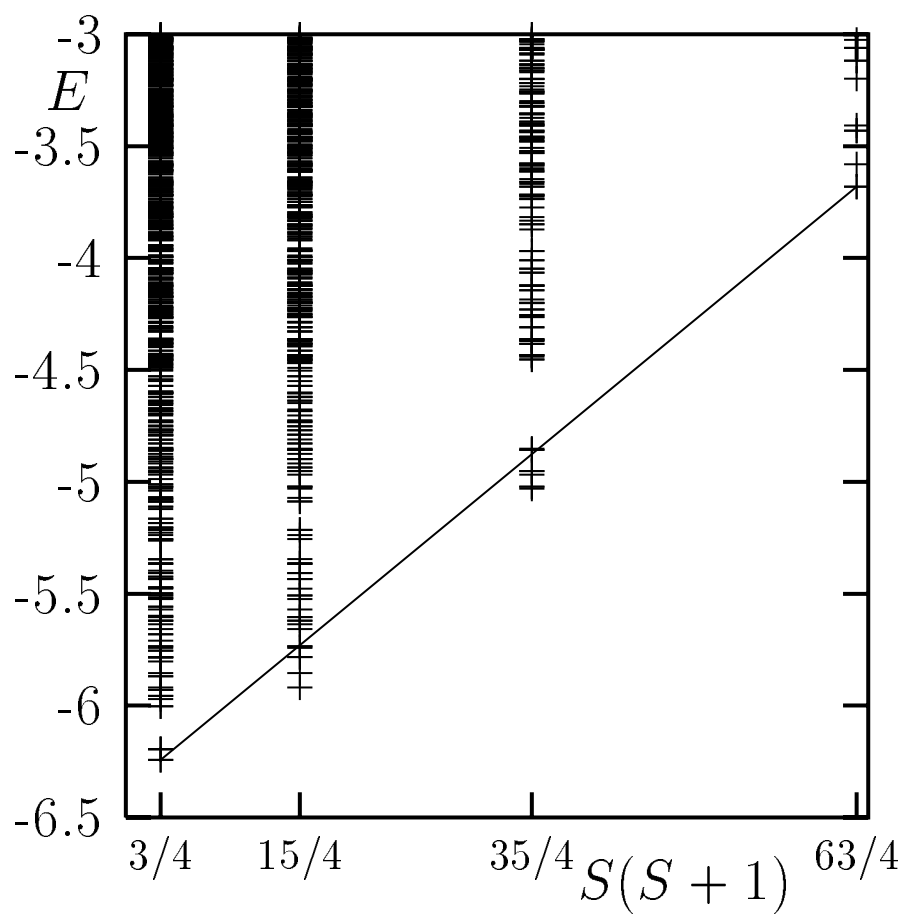


Fig.2, A.Voigt *et al.*, Low-lying excitations ...

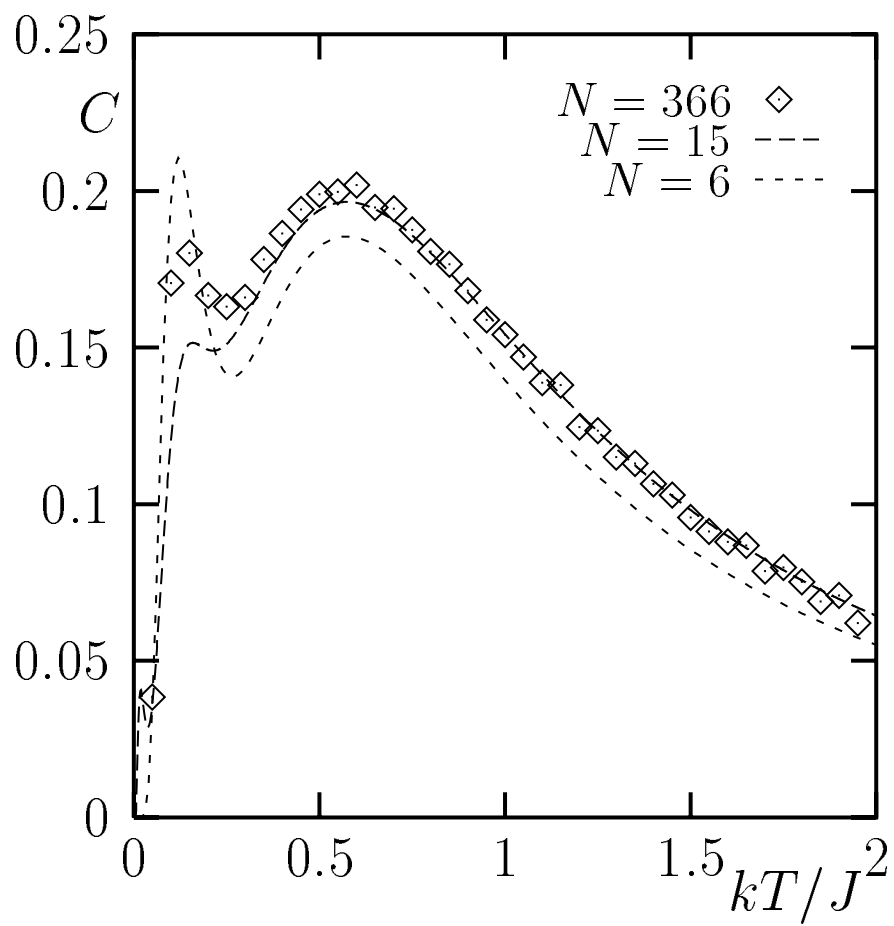


Fig.3, A.Voigt *et al.*, Low-lying excitations ...