

OPTIMAL LAG IN DYNAMICAL INVESTMENTS

MAURIZIO SERVA

*Dipartimento di Matematica, Università dell'Aquila, and I.N.F.M.
I-67010 Coppito, L'Aquila, Italy*

October 7, 2018

A portfolio of different stocks and a risk-less security whose composition is dynamically maintained stable by trading shares at any time step leads to a growth of the capital with a nonrandom rate. This is the key for the theory of optimal-growth investment formulated by Kelly. In presence of transaction costs, the optimal composition changes and, more important, it turns out that the frequency of transactions must be reduced. This simple observation leads to the definition of an optimal lag between two rearrangement of the portfolio. This idea is tested against an investment in a risky asset and a risk-less one. The price of the first is proportional to NYSE composite index while the price of the second grows according to the American Discount Rate. An application to a portfolio of many stochastically equivalent securities is also provided.

1. Introduction

The definition of an optimal portfolio is a challenging problem in theoretical finance^{1,2,3,4,5} and it has an obvious relevance in technical studies. Suggestions and indications for investments can be found in any economic newspaper where, usually, reference is to static strategies. The problem, in this case, consists in finding the best initial composition according to the risk attitudes of the investor and later trading is not expected. Nevertheless, if transaction costs are negligible, it turns out that it is rentable to maintain stable the composition of the portfolio by selling or buying shares. According to this dynamical point of view, the fraction of the capital invested in any stocks or security may be kept constant in time. The most important consequence is that the investor wealth grows with a nonrandom rate when the investment is repeated many times. This fact, which is a trivial consequence of the law of large numbers, implies that the optimal-grow strategy is the only possible, while subjective risk averseness or other psychological considerations play no role.

This point is still often misunderstood in the current literature. For example, Samuelson and Merton^{6,7} demonstrated that the growth-optimal strategy does not maximize the expected value of a generic utility function. Nevertheless, an investor which would decide to optimize her strategy with respect to a generic utility function would, *almost surely*, end up with an exponentially smaller capital. The reason is that the dominant contribution to the expected value comes from events whose probability exponentially vanishes in time. This is a general probabilistic fact, widely studied in the context of large deviations theory. We should stress once again

that the above considerations applies whenever one deals with long time repetition of the same investment. On the contrary, they do not apply to strategies concerning static investments, as for example the composition of a portfolio of securities which remains unchanged until they expire or they are sold out.

In this paper we extend Kelly theory showing that it still holds when transaction costs are considered. Nevertheless, in this case, it is better to reduce the frequency of trading. This simple observation leads to the definition of an optimal lag between transactions. In section 2 we summarize Kelly theory assuming that interest rate may vary in time. In section 3 we analyze the effects due to transaction costs which are assumed to be proportional to the amount of shares traded and we show how the notion of an optimal lag naturally emerges. In section 4 we test our result against a portfolio with a risky asset and a risk-less one. We first consider a realistic situation where the price of the first is proportional to NYSE composite index while the price of the second grows according to the American Discount Rate. Then, for the sake of comparison, we reconsider the classical coin toss game originally proposed by Kelly. An application to a portfolio of many stochastically equivalent securities is provided in section 5. We first show that, in absence of transaction cost, high frequency trading allows for a positive growth rate of the capital even when a static investment leads to a vanishing rate. Then, we show that advantageous dynamical investment is still possible in presence of trading costs. In this case the optimal lag scales non trivially with costs. Finally, in section 6, we shortly discuss the relevance of our results with respect to the notion of continuous time in finance.

2. The Kelly theory of Optimal Gambling

The theory of optimal-growth investment was formulated by Kelly ⁸ in a contest not directly related to finance and stock market. His original purpose was mainly to find an interpretation of the Shannon ¹⁰ entropy in terms of optimal gambling strategies. This theory was later reconsidered in a more finance related contest by Breiman ^{11,12}, more recently it has been rediscovered and extended by various authors ^{13,14,15,16,17} and it has been also applied to the problem of pricing derivatives ^{18,19} in the general case of incomplete markets.

Consider a stock, or some other security, whose price is described by

$$S_{t+1} = u_t S_t \tag{2.1}$$

where time is discrete, S_t is the price at time t of a share and the u_t are independent, identically distributed random variables. Also assume that the risk-less interest rate r_t may vary in time.

Consider now an investor who starts at time 0 with a wealth W_0 , and who decides to invest in this stock many times. Suppose that she chooses to invest at each time a fraction l of her capital in stock, and the remaining part in a risk-less security, i.e. a bank account with rate r_t . In absence of transaction costs, her wealth evolves as a multiplicative random process

$$W_{t+1} = (1 - l)r_t W_t + l u_t W_t . \tag{2.2}$$

It is useful to introduce the discounted prices $\tilde{u}_t \equiv u_t/r_t$, so that (2.2) rewrites as

$$W_{t+1} = r_t (1 + l(\tilde{u}_t - 1)) W_t . \quad (2.3)$$

In the large time limit we have, by the law of large numbers, that the exponential growth rate of the wealth is, with probability one, a constant. That is,

$$\lambda(l) \equiv \lim_{T \rightarrow \infty} \frac{1}{T} \log \frac{W_T}{W_0} . \quad (2.4)$$

It is clear from (2.2) that the interest r_t contributes to the above limit with an additive term which is independent from the strategy, and corresponds to the rate which the investor would obtain by investing all her capital in the risk-less security (bank). Therefore, the general problem with a time dependent r_t , can be always mapped into the $r_t = 1$ problem by properly discounting the security prices. In the second part of this section we drop the tildes, assuming that all prices are already discounted. The net growth rate (the relative growth rate with respect to a capital entirely invested in the risk-less security) is than, for almost all realizations of the random variables u_t ,

$$\lambda(l) = E[\log(1 + l(u - 1))] \quad (2.5)$$

where $E[\cdot]$ represent the average with respect to the distribution of the u .

The optimal gambling strategy of Kelly consists in maximizing $\lambda(l)$ with respect to l . The solution is unique because the logarithm is a convex function of its argument:

$$\lambda^* = \max_l \lambda(l) = \lambda(l^*) . \quad (2.6)$$

Notice that an investor can never have a negative capital, which implies that $1 + l(u - 1)$ must be always positive. This is same to say that the argument of the logarithm must be positive. Therefore one must have that $l < 1/(1 - u_{min}) \equiv l_{max}$ where u_{min} is the minimum value that the stochastic variable u can assume. Also notice that, at variance with the original formulation of Kelly, the investor is allowed to borrow money, so that l can also take values larger than the unity (but lower than l_{max}). Only when $u_{min} = 0$ the investor is not allowed to borrow money.

3. Transaction costs and optimal lag.

In this section we consider the effects due to transaction costs. This problem, which is a classical topic in mathematical finance (see for example ^{20,21,22,23}), is here reconsidered with the aim of defining an optimal lag for transactions.

Suppose that at time t the agent invest a part lW_t of her capital in the stock, after a time step, the capital in the stock has become lu_tW_t . Then she wants to restore the previous proportion, so that the capital invested in the stock is lW_{t+1} . In this case, she has to sell or buy the exceeding or missing shares. The entire process, assuming a trade cost proportional to the value of the traded shares, is described by the implicit equation

$$W_{t+1} = (lu_t + 1 - l)W_t - \gamma|lu_tW_t - lW_{t+1}| \quad (3.7)$$

where γ is the proportionality constant (see also ¹⁷). This equation can be made explicit and one obtains

$$W_{t+1} = A(u_t, l, \gamma)W_t \quad (3.8)$$

where

$$A(u, l, \gamma) = \frac{1 + l(u - 1) + \alpha\gamma lu}{1 + \alpha\gamma l} \quad (3.9)$$

and

$$\alpha \equiv \text{sign}(u - 1) \text{sign}(l - 1) . \quad (3.10)$$

Notice that according to this simple rule, the behaviour of an investor is qualitatively different when l is larger or smaller than 1. In the first case, in fact, one has a speculative behaviour: some of the shares are sold out after their price has decreased. In the second case, one has a prudent behaviour: some of the shares are sold out when their price has increased.

The resulting rate (for a given γ and for a given probability for the u) will be a function of l and will depend on γ

$$\lambda_\gamma(l) = E[\log A(u, l, \gamma)] . \quad (3.11)$$

The optimal rate will be chosen by finding the fraction l which maximizes the above expression.

For increasing value of γ the amount of transactions must become smaller and the optimal l has to approach one of the two limits which corresponds to a fixed portfolio: $l = 1$ or $l = 0$. The choice between the two depends on the distribution of the u , if $E[\log(u)] > 0$, then all the capital will be in the stock ($l = 1, \lambda_\gamma = E[\log(u)]$), otherwise, all the capital will be in the risk less security ($l = 0, \lambda_\gamma = 0$).

It is clear, at this point, that in presence of trading costs, it would be convenient to rearrange the capital less frequently. In other words, between the two limiting strategies, the static and the extremely dynamical one, it is possible to find a compromise. One can decide to rearrange the composition of the portfolio only every τ time steps. This strategy only leads to a redefinition of the reference stochastic variable. In fact, once defined

$$U_{t,\tau} \equiv \prod_{i=t+1}^{t+\tau} u_i \quad (3.12)$$

one ends up with the evolution law

$$W_{t+\tau} = A(U_{t,\tau}, l, \gamma)W_t \quad (3.13)$$

where A has the same form as before. The associated rate of growth of the capital is

$$\lambda_\gamma(\tau, l) = \frac{1}{\tau} E[\log A(U_\tau, l, \gamma)] \quad (3.14)$$

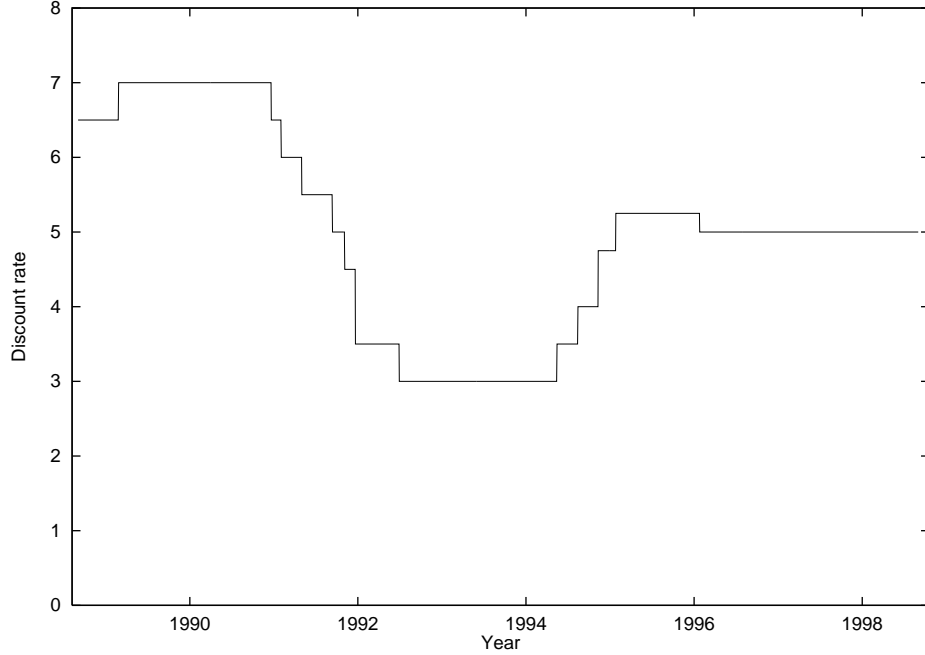


Fig. 1. American Discount Rate in % from the 1st of September 1988 to the 31th of August 1998.

where t has been eliminated from the notation because of the time translation invariance. The rate has to be maximized both with respect to τ and l .

$$\lambda_\gamma^* = \max_{l, \tau} \lambda_\gamma(l, \tau) = \max_\tau \lambda_\gamma(l(\tau), \tau) = \lambda_\gamma(l^*, \tau^*) . \quad (3.15)$$

Notice that, in absence of transaction costs, the optimal lag τ^* is always the minimal one ($\tau^* = 1$). On the contrary, it may happen that, for large transaction costs, τ^* becomes infinite, i.e. the static strategy turns out to be the best.

4. Real example from NYSE index

In order to show how this idea works in practice we consider a security whose price is proportional to the NYSE composite index. We will look to its price movement for exactly one decade, from the 1st of September 1988 to the 31th of August 1998. First of all we have to give an estimation of the the risk-less interest rate r_t . The simplest thing to do is to look at the American Discount Rate R_t during the same period which is plotted in fig. 1 (in %).

Far from being a constant , R_t ranges from 3 to 7. Then a good estimation of r_t is

$$r_t = \left(1 + \frac{R_t}{100}\right)^{\frac{1}{253}} . \quad (4.16)$$

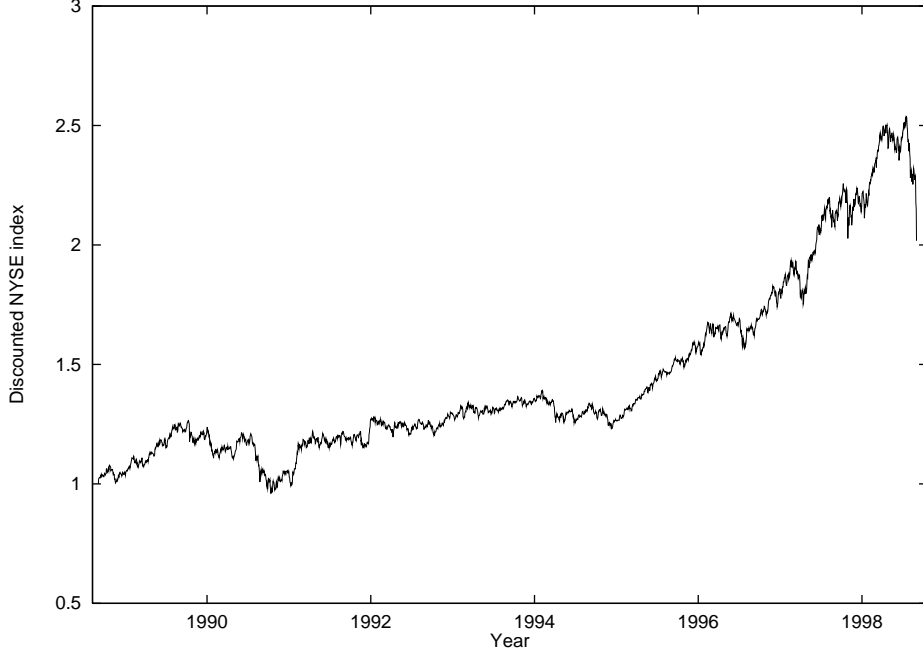


Fig. 2. Nyse discounted index from the 1st of September 1988 to the 31th of August 1998.

It is then easy to obtain from the NYSE index S_t its discounted counterpart

$$\tilde{S}_t = \frac{S_t}{\prod_{i=0}^{t-1} r_i} . \quad (4.17)$$

In fig. 2 we plot the discounted NYSE index whose initial value has been put equal the unity. Notice that a capital entirely invested in the stock would double in ten years with respect to the same capital invested in the risk-less security.

Using this data, we disregard all correlations, and we assume that all increments are independent. Then it is easy to compute the final value of the capital for different choices of l assuming that its initial value is 1 and that $\gamma = 0$.

In fig. 3 we plot the final capital $\exp\{\lambda(l)T\}$ as a function of l for vanishing transaction costs and for three different values of τ corresponding to one day, one week (5 working days) and one month (21 working days). Obviously, the best time lag will be the minimal one ($\tau = 1$, full line), in this case the maximum is reached for $l \simeq 5$, implying that the optimal investment in stock should be five time larger than the owned capital. The maximum corresponds to a final capital which is about seven times the initial capital, much larger than the static result ($l = 1$) which gives a final capita only twice larger than the initial one. For l larger than 14 the capital vanishes, which implies that $u_{min} = 0.93$. The dashed and the dotted lines

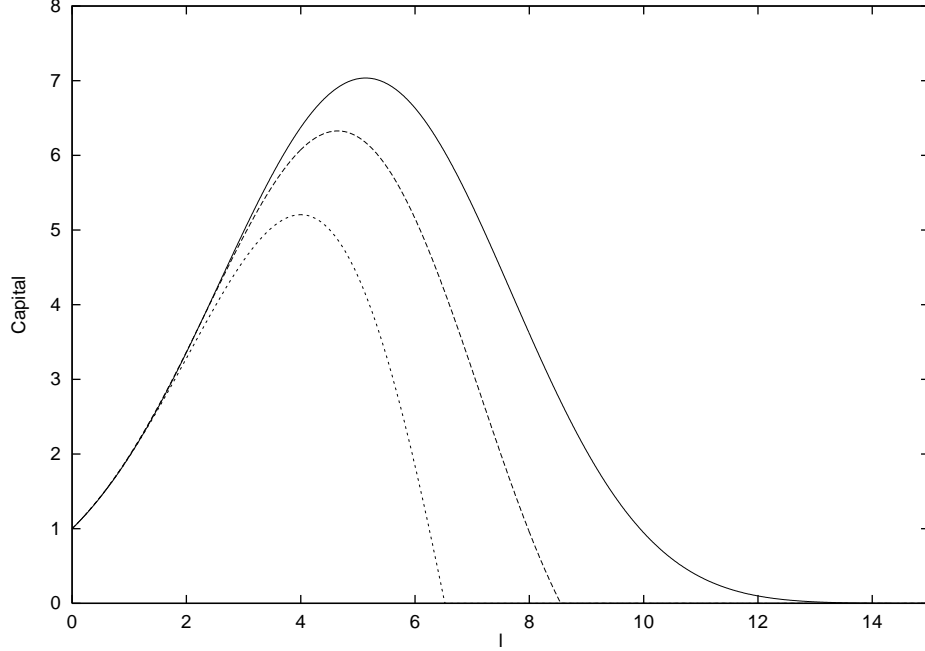


Fig. 3. The final capital $\exp(\lambda^*(l)T)$ versus l for $\gamma = 0$ and for three different values of τ (the full line is one day, the dashed line is one month, the dotted line is one year).

correspond to the more static strategies of rearranging the portfolio every week and every month. We clearly see that, as expected, these more static strategies are less efficient than the dynamical one.

In fig. 4 we consider exactly the same situation for $\gamma = 0.003$. In this case the best result corresponds to arrangements every week (dashed line). The optimal l is about 4, smaller than the cost-free result, and the final capital is now only five time larger than the initial one. The daily strategy (full line) is much less efficient for this value of γ , while there is a very small difference with the more static strategy corresponding to monthly transactions.

It may be useful to test the general strategy against the classical Kelly coin toss. In this game one has that $u = 2$ with probability p and $u = 0$ with probability $1 - p$. If a lag τ and a fraction l are chosen, then the corresponding growth rate is

$$\lambda_\gamma(\tau, l) = \frac{p^\tau}{\tau} \log \left(\frac{1 + l(2^\tau - 1) - 2^\tau \gamma l}{1 - \gamma l} \right) + \frac{1 - p^\tau}{\tau} \log \left(\frac{1 - l}{1 + \gamma l} \right). \quad (4.18)$$

A consequence of the above formula is that the minimum probability p necessary

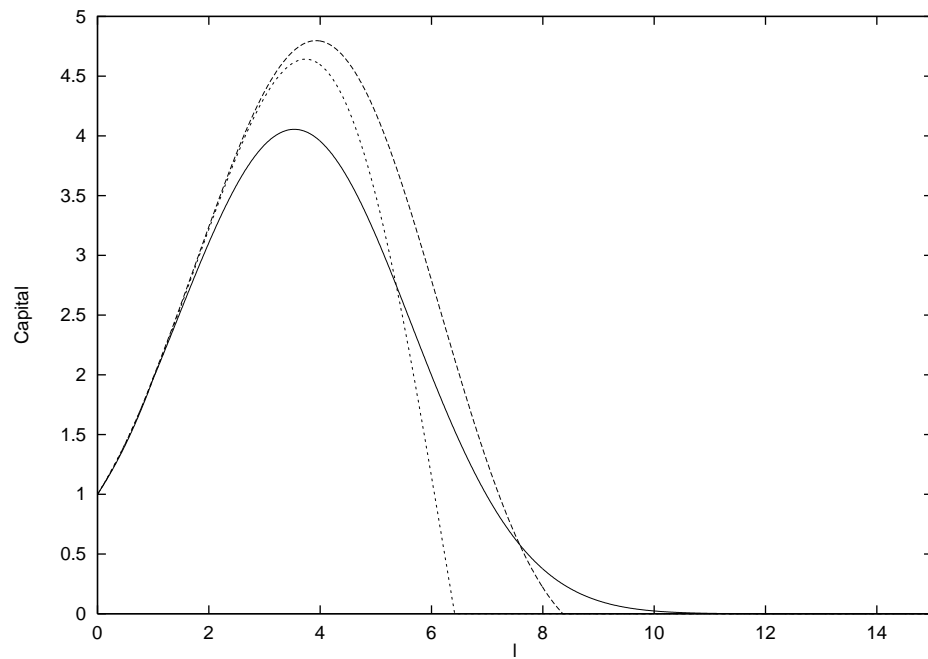


Fig. 4. The final capital $\exp(\lambda^*(l)T)$ versus l for $\gamma = 0.003$ and for three different values of τ (the full line is one day, the dashed line is one month, the dotted line is one year).

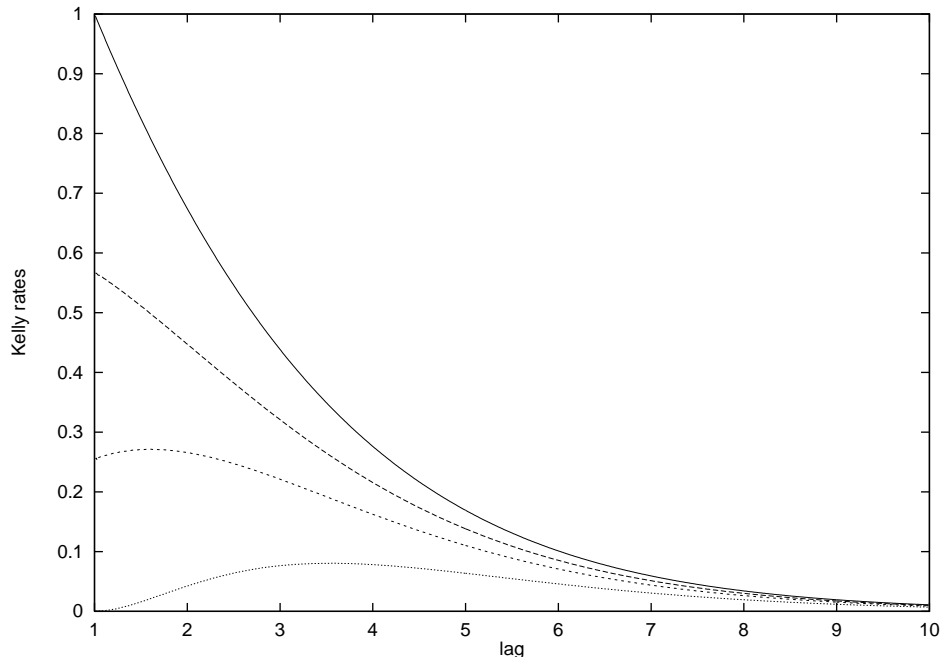


Fig. 5. Kelly dichotomic relative growth rate versus τ for $p = 0.51$ and for different values of γ (0, 0.005, 0.01, 0.02).

to have a positive rate when $\tau = 1$ is

$$p_{min} = \left(\frac{1 + \gamma}{2} \right) \quad (4.19)$$

which says that for $p < p_{min}$ it is better to do not invest at all in the stock, if lags larger than 1 are not allowed.

If the rate (4.18) is maximized with respect to l one obtains $\lambda_\gamma(l(\tau), \tau)$. It is useful to plot this quantity (for given γ and p) with respect to τ , in order to compare with the classical Kelly result, and in order to have a qualitative idea on the conditions for a non trivial optimal τ^* . In fig. 5 we plot the relative rate $\lambda_\gamma(l(\tau), \tau)/\lambda^*$ versus τ , where $\lambda^* = \log(2) + p \log p + (1 - p) \log(1 - p)$ is the cost-less Kelly optimal rate. In absence of costs (full line) we have that the relative rate equals 1 at $\tau = 1$, i.e. we recover the Kelly result. The line, as expected, monotonically decreases for larger lags, and vanishes for lags of about 10. The same qualitative behaviour also is found for $\gamma = 0.0005$ (dashed line) and $\gamma = 0.001$ (dotted line), the best lag being still the minimal one. The only difference is that now the cost-less Kelly rate cannot be entirely recovered. Only for $\gamma = 0.002$ the qualitative behaviour changes and the optimal τ^* turns out to be about 4.

5. Diversified portfolios

The portfolio problem we have considered in previous sections only allows for two different choices: a stock and a risk-less security. It is useful to reconsider the problem from the point of view of an agent which can chose to invest her capital in many different stocks. For the sake of simplicity assume that the prices of all stocks evolve independently but with the same probabilistic law. Suppose the number of stocks is N and that the price changes according to

$$S_{t+1}^{(k)} = u_t^{(k)} S_t^{(k)} \quad (5.20)$$

where $k = 1, \dots, N$ and the $u_t^{(k)}$ are equally distributed and independent both in time and for different stocks. Also assume that

$$E[\log(u)] = 0 \quad \text{Var}[\log(u)] = \sigma^2. \quad (5.21)$$

The first of these two assumptions, only means that we consider de-meaned returns, the effect of a positive constant trend being completely trivial. To simplify notation let us write that $u_t^{(k)} = \exp(\eta_t^{(k)})$, where the η are independent variables, with vanishing mean, and variance σ^2 .

We will now consider first an investment strategy in absence of transaction costs, showing the advantage of a dynamical approach to the problem. We will then introduce transaction costs showing that in this case the optimal lag increases as a power of γ .

5.1. Vanishing transaction costs

Let us consider the general strategy corresponding to an arbitrary lag τ in absence of trading costs.. As in the single stock case, we define

$$U_{t,\tau}^{(k)} \equiv \prod_{i=t+1}^{t+\tau} u_i^{(k)}. \quad (5.22)$$

The new variables can be rewritten with the previous notation, $U_{t,\tau}^{(k)} = \exp(\eta_t^{(k)} \sqrt{\tau})$, where the η are, as before independent variables, with vanishing mean, and variance σ^2 . Let us also define

$$\bar{U}_{t,\tau} \equiv \frac{1}{N} \sum_{k=1}^N U_{t,\tau}^{(k)}. \quad (5.23)$$

Because of the symmetry of the problem we can safely assume that the agent rearrange her capital in order to have a fraction W_t/N invested in each stock at the beginning of any period of length τ . In this case, the capital would grow with a rate

$$\lambda(\tau) = \frac{1}{\tau} E[\log \bar{U}_\tau]. \quad (5.24)$$

Then, assuming that $\sigma^2\tau \ll 1$, one has the approximate result (Taylor expansion up to order four in $\sigma^2\tau$)

$$\lambda(\tau) \simeq \frac{N-1}{N} \frac{\sigma^2}{2} - \frac{\sigma^4\tau}{4N}. \quad (5.25)$$

Notice that, as expected, it is convenient to rearrange the capital every day, since $\lambda(\tau)$ is monotonically decreasing. In this way, in fact, the investor is able to take advantage from the fact that she is investing in many stocks, and the rate depends on the volatility of the prices. For very large values of τ , the above expansion does not hold, nevertheless, one has $\lambda(\tau) \rightarrow 0$ when $\tau \rightarrow \infty$. This fact implies that a static investor, at variance with the dynamical one, is not able to take advantage from the portfolio diversification. To resume, the dynamical strategy $\tau = 1$ allows for a positive rate close to $\sigma^2/2$ at variance with the static one $\tau = \infty$ which gives a vanishing rate.

5.2. Non vanishing transaction costs

Assume as before that the agent invests a fraction W_t/N of her capital in any of the N stocks at the beginning of any period of length τ . Then she waits till time $t + \tau$. At this later time the money in the stock k will be $U_{t,\tau}^{(k)}W_t/N$. It is clear that the capital is not anymore equally distributed between the N stocks. An equal distribution of the capital would give an amount $W_{t+\tau}/N$ in any stock. The difference between the two amounts represents the quantity of shares of the k stock to sell or to buy in order to reconstruct a portfolio were the capital is equally distributed between stocks. Then the cost of the operation of buying or selling shares of the k stock will be

$$\frac{\gamma}{N} |U_{t,\tau}^{(k)}W_t - W_{t+\tau}| \simeq \frac{\gamma}{N} |U_{t,\tau}^{(k)} - \bar{U}_{t,\tau}|W_t \quad (5.26)$$

where the approximation holds up to terms of the second order in γ . The total operation of redistribution will cost the sum over k of the above single stock cost.

Due to this redistribution, the typical rate of grow of the capital will change in

$$\lambda_\gamma(\tau) = \frac{1}{\tau} E[\log \left(\bar{U}_\tau - \frac{\gamma}{N} \sum_{k=1}^N |U_\tau^{(k)} - \bar{U}_\tau| \right)] \quad (5.27)$$

where t has been eliminated from the notation because of the time translation invariance.

The problem is to find the τ^* which optimize the rate. For vanishing transaction costs we have seen that τ^* is 1, while we now expect larger values of τ^* . In order to estimate τ^* we assume again $\sigma^2\tau \ll 1$. As before we expand up to the fourth order in $\sigma^2\tau$ and now we also expand up to the first order in γ . Assuming that $E[|\eta|] = c\sigma$ ($c \leq 1$), one obtains

$$\lambda_\gamma(\tau) \simeq \left(1 - \frac{1}{N}\right) \frac{\sigma^2}{2} - \frac{\sigma^4\tau}{4N} - \frac{c\gamma\sigma}{\tau^{\frac{1}{2}}} \quad (5.28)$$

where terms of the order of γ/N have been neglected. The above expression as a maximum for

$$\tau^* = \frac{(2c\gamma N)^{\frac{2}{3}}}{\sigma^2}. \quad (5.29)$$

The optimal time is, therefore, proportional to $\gamma^{\frac{2}{3}}$, until the expansion remains valid. This τ^* corresponds to a rate

$$\lambda_\gamma^* \simeq \frac{N-1}{N} \frac{\sigma^2}{2} - \frac{3}{2} \frac{(c\gamma)^{\frac{2}{3}}}{(2N)^{\frac{1}{3}}} \sigma^2. \quad (5.30)$$

This result also assures that a dynamical, strategy allows for a positive rate also in presence of transaction costs provided that the expansion is self-consistent ($\sigma^{*2}\tau \ll 1$) and the rate λ_γ^* remains positive. This inequalities are verified when $\gamma N < 1$. For example a realistic evaluation for shares is $\gamma = 0.01$, which is compatible with a portfolio of less than one hundred different stocks.

6. Final Remarks

The proposal of this paper is to introduce the notion of an optimal lag for transactions in order to bridge between static and dynamical portfolio strategies. The lag is chosen to be a deterministic quantity, nevertheless, one could choose more refined strategies in which it is allowed to be a stochastic variable. For example, one could chose to or to sell some of the shares when the composition of the portfolio becomes sufficiently far from the optimal one. Such a strategy implies that lags depend on the evolution of the price and their probability distribution can be found out in the context of first hitting time theory.

Nevertheless, also in this case the important fact is that lags are discrete. The consequence is that the idea of a continuous trading time turns out to be only a fictitious assumption, even when an asset price is established with high frequency. The lag between transactions, in fact, is usually much larger than lag between two consecutive fixing of a price.

This simple consideration has relevance for the classical problem of derivative pricing. The most successful approach, due to Black and Scholes, works for a complete market, which means that trading time is assumed to be continuous. In the light of the present discussion, it is clear that a complete market only can be considered as an approximation and more realistic pricing, accounting for incomplete markets (i.e. discrete lags), has to be considered^{18,19}.

Acknowledgment

We thank Angelo Vulpiani and Yi-Cheng Zhang whose comments and suggestions have greatly contributed to realization of this work. We also thank Roberto Baviera, Michele Pasquini and František Šlanina for an infinite number of discussions concerning optimal strategies.

References

1. J.-P. Bouchaud and M. Potters, **Théorie des risques financiers** (Aléa-Saclay, 1997).
2. R. Merton, **Continuous-Time Finance** (Blackwell, 1990).
3. J. Ingersoll, **Theory of Financial Decision Making** (Rowman & Littlefield, 1987).
4. J. Lintner, *The valuation of risky assets and selection of risky investments in stock portfolios and capital budgets*, *Review of Economics and Statistics* **47** (1965) 13–37.
5. H. Markowitz, **Portfolio selection: Efficient Diversification of Investment** (John Wiley & Sons, 1959).
6. P. Samuelson, *The “fallacy” of maximizing the geometric mean in a long sequence of investing and gambling*, *Proc. Nat. Acad. Sci. USA* **68** (1971) 2493–2496.
7. R. Merton and P. Samuelson, *Fallacy of the lognormal approximation to optimal portfolio decision making over many periods*, *J. of Financial Economics* **1** (1974) 67–94.
8. Jr. J. L. Kelly, *A new interpretation of the Information Rate*, *Bell Syst. Tech. J.* **35** (1956) 917.
9. D. Bernoulli, *Exposition of a new theory on the measurement of risk*, *Econometrica* **22** (1738:1954) 22–36.
10. C. Shannon, *A mathematical theory of communication* *Bell System Technical Journal* **27** (1948) 379–423, 623–656.
11. L. Breiman, *Investment policies for Expanding Business Optimal in the Long-Run Sense*, *Naval Research Logistics Quarterly* **7:4** (1960) 647–651.
12. L. Breiman, *Optimal gambling systems for favorable games*, *Fourth Berkely Symposium on Mathematical Statistics and Probability, Prague 1961* (University of California Press, Berkely, 1961) 65–78.
13. S. Galluccio and Y.-C. Zhang, *Product of random matrices and investment strategies*, *Phys. Rev. E* **54** (1996) 4516–4519.
14. S. Maslov and Y.-C. Zhang, *Optimal Investment Strategy for Risky Assets*, *I.J.T.A.F.* **3** (1998) 377–387.
15. M. Marsili, S. Maslov and Y.-C. Zhang, *Dynamical optimization theory of a diversified portfolio*, *Physica A* **253** (1998) 403–418.
16. R. Baviera, M. Pasquini, M. Serva and A. Vulpiani, *Optimal strategies for prudent investors*, *I.J.T.A.F.* [in press], cond/mat 9804297.
17. F. Slanina, *On the possibility of optimal investment*, , [in preparation].
18. E. Aurell, R. Baviera, O. Hammarlid, M. Serva and A. Vulpiani, *Gambling and Pricing of Derivatives*, *J.F.Qual.Anal.* [submitted].
19. E. Aurell, R. Baviera, O. Hammarlid, M. Serva and A. Vulpiani, *A general methodology to price and hedge derivatives in incomplete markets*, *I.J.T.A.F.* [to be submitted].
20. M. Akian, J.-L. Menaldi and A. Sulem, *On an investment-consumption model with transaction costs*, *SIAM J. Control and Optim.* **34** (1996) 329–364.
21. M. J. P. Magill and G. M. Constantinides, *Portfolio selection with transaction costs*, *J. Econ. Theory* **13** (1976) 245–263.
22. S. E. Shreve and H. M. Soner, *Optimal investment and consumption with transaction costs*, *Ann. Appl. Probab.* **4** (1994) 909–962.
23. T. Zariphopoulou, *Investment-consumption model with transaction fees and Markov chain parameters*, *SIAM J. Control and Optim.* **30** (1992) 613–636.