

Numerical Study of $K^0 - \bar{K}^0$ Mixing and B_K

W eonjong Lee and Markus Klomfass^y

Department of Physics, Pupin Physics Laboratories,

Columbia University, New York, N.Y. 10027

March 25, 2022

Abstract

We have computed B_K with staggered fermions, using two different methods. The numerical simulations were performed on a $16^3 \times 40$ lattice in full QCD with $\beta = 5.7$. We also tried an improved wall source method in order to select only the pseudo-Goldstone bosons and compare the numerical results obtained with those from the conventional wall source method. We have studied a series of non-degenerate quark anti-quark pairs and saw no effect on B_K , although effects were seen on the individual terms making up B_K .

1 Introduction

In the standard model, there are two kinds of CP violation: the indirect CP violation and the direct CP violation. [1, 2, 3, 4]. The indirect CP violation comes from the fact that electro-weak $K^0 - \bar{K}^0$ mixing causes the neutral kaon eigenstates not to respect CP symmetry [5]. The direct CP violation comes from the CP violating effective operators (e.g. penguin operators) [3, 4], which can directly contribute to the K decay amplitude. The indirect (direct) CP violation is parametrized by the phenomenological quantity ϵ , while the direct CP violation is parametrized by ϵ' [1, 2, 3, 4]. Both ϵ and ϵ' can be measured experimentally.

The low energy effective Hamiltonian of the electro-weak interaction is derived by decoupling heavy particles such as W and Z bosons and the t , b , c quarks in the standard model [3, 6, 7, 8]. The coefficients in this effective Hamiltonian are functions of the Cabibbo-Kobayashi-Maskawa flavor mixing matrix elements V_{CKM} . This low energy effective Hamiltonian includes a $S = 2$ term which belongs to the $(27, 1)$ representation of the $SU(3)_L \times SU(3)_R$ flavor symmetry group and to the $(1, 0)$ representation of the $SU(2)_L \times SU(2)_R$ isospin symmetry subgroup. This $S = 2$ electro-weak effective Hamiltonian causes the $K^0 - \bar{K}^0$ mixing in the standard model [3, 6, 7, 8]. Therefore, the

Current address: IBM Thomas J. Watson Research Center, Room 27-161, P.O. Box 218, Yorktown Heights, NY 10598

^yCurrent address: Veilchenweg 24, 65201 Wiesbaden, Germany

$S = 2$ effective Hamiltonian is connected to the $"$ parameter. Using this technique, $"$ can be expressed in terms of the standard model parameters as follows:

$$" = C \hat{B}_K F(V_{CKM}; \frac{m_t^2}{M_W^2}; \frac{m_c^2}{M_W^2}; \frac{m_u^2}{M_W^2}); \quad (1)$$

where

$$C = \frac{G_F^2 f_K^2 m_K M_W^2}{6^2 \cdot 2^2 [m(K_L) - m(K_S)]} \quad (2)$$

$$B_K = \frac{\langle K^0 | [s - (1 - \frac{1}{5})d] [s - (1 - \frac{1}{5})d] | K^0 \rangle}{\frac{8}{3} \langle K^0 | js - \frac{1}{5} d | 0 \rangle \langle 0 | js - \frac{1}{5} d | K^0 \rangle} \quad (3)$$

$$\hat{B}_K = (s(\mu)) B_K(\mu) : \quad (4)$$

Here \hat{B}_K is defined as a renormalization-group invariant quantity, and the function $F(V_{CKM}; m_t^2/M_W^2; \dots)$ is given in Ref. [1, 3, 4]. Once B_K is determined theoretically, we can narrow the domain of $|V_{td}|$ and the top quark mass [1], using the experimental determination of $"$.

There have been a variety of methods used to calculate B_K , including chiral perturbation theory, hadronic sum rules, QCD sum rules, $1/N_c$ expansion and lattice gauge theory. Lattice gauge theory has the virtue of making the smallest number of assumptions and is exactly equivalent to QCD in the limit of infinite volume and vanishing lattice spacing. For this reason, we have adopted lattice gauge theory to obtain B_K .

In order to calculate B_K in lattice gauge theory, one needs to find a set of operators which can describe on the lattice the same physics as the continuum $S = 2$ four-fermion operator. There have been two methods to implement fermions in lattice gauge theory: the staggered fermion method and Wilson fermion method. For the weak matrix elements involving the pseudo-Goldstone bosons, it is very useful to take advantage of the exact $U_A(1)$ symmetry of the staggered fermion action, which is not manifest in Wilson fermion action [9, 10]. We have used the staggered fermion method to calculate B_K because of this advantage.

There are two methods to transcribe the continuum $S = 2$ weak matrix elements to the lattice with staggered fermions [9, 11]: the one spin trace formalism and the two spin trace formalism. The four fermion operators can be expressed as products of operators bilinear in the fermion fields. In the one spin trace formalism, each external hadron is contracted with both bilinears of the four fermion operator simultaneously. In the two spin trace formalism, each external hadron is contracted with only one of the bilinears in the four fermion operator. Until now, the two spin trace formalism (2TR) has been used exclusively in calculations of weak matrix elements with staggered fermions, [12, 13, 14], [15, 16, 17, 18] and [19, 20]. Recently, the one spin trace formalism has been developed to a level which permits it to be used for numerical simulations of weak matrix elements such as B_K [11]. We have used both formalisms to calculate B_K and the results are compared in this paper.

Lattice calculations introduce their own systematic artifacts and errors which can be sizable. One of the principal sources of systematic errors is finite volume. The results of a finite volume comparison were reported in Ref. [16], where it was argued that the finite volume effects on B_K are quite small when $V/T \approx 16^3 \approx 40$ at $\beta = 6.0$ ($a^{-1} \approx 2$ GeV),

$N_f = 0$. Another source of systematic errors comes from the quenched approximation, neglecting all of the internal quark loops. Quenched effects were studied in Ref. [15], which concluded that the effect of quenching can not be large. Another systematic error which is called scaling violation comes from the finite lattice spacing ($a \neq 0$). In Ref. [14], the scaling corrections were argued to be of a^2 order. In other words, $O(a)$ corrections do not exist at all for the staggered fermion operators of B_K . Related to possible scaling violations is a possible discrepancy between gauge-dependent Landau gauge operators and gauge invariant operators. The Landau gauge operator implies that the quark anti-quark propagators are fixed to Landau gauge and that gauge links between the quark and anti-quark fields are omitted. The question was raised as to whether the Landau gauge operators might cause the large scaling violation which had been noticed originally in Ref. [12]. However, it was reported in Ref. [19] that the results of both Landau gauge operators and the gauge invariant operators were numerically found to be consistent with each other.

The purpose of this paper is to report and analyze the numerical data for B_K as well as its individual terms and to interpret the numerical results in terms of various physical models. Part of the preliminary results have already appeared in Ref. [21]. In this paper we will address the following five issues through the interpretation of our numerical results. The first issue is how to select the pseudo Goldstone boson state exclusively. For hadron spectrum measurements, the sink operator picks up a specific hadronic state exclusively. In contrast to hadron spectrum measurements, the operators for weak matrix element measurements do not select a particular hadronic state. We need to impose a symmetry requirement on the wall source such that all the unwanted states are decoupled in the weak matrix element measurement. We have tried an improved wall source method (called cubic wall source [22]) to do this. The second issue is whether the numerical results in the one spin trace form are in agreement with those in the two spin trace form. Theoretically the difference between the two formalisms is supposed to vanish in the limit of $a \rightarrow 0$ [11] for B_K . We have tried both the one spin trace formalism and the two spin trace formalism to calculate B_K . The results are compared in this paper. The third issue is the effect of non-degenerate quark anti-quark pairs on B_K and the individual components making up B_K . The kaon is composed of s and d valence quarks. Here a non-degenerate quark anti-quark pair implies that the s valence quark mass is different from the d valence quark mass, whereas a degenerate quark anti-quark pair implies that both valence flavors have the same mass. The effect of non-degenerate valence quarks on B_K in quenched QCD was mentioned briefly in Ref. [13] where a small difference of only marginal significance was found. In this paper, we investigate in detail the effects of non-degenerate valence quark anti-quark pairs on B_K and its individual components. From the theoretical point of view, one effect of non-degenerate valence quark anti-quark pairs can be related to the 0 hairpin diagram in (partially) quenched QCD [23, 24, 25]. The fourth issue is whether quenched chiral perturbation theory is compatible with the numerical results of B_K [23]. Quenched chiral perturbation theory also predicts the chiral behavior of the individual terms making up B_K [23]. It is good to know how reliable these theoretical predictions are numerically. The final issue is whether there is any dynamical fermion effect on B_K . This question was addressed originally in Ref. [15]. We will re-visit this question and see how important the internal fermion loops are to B_K . It is important to understand the difference between full QCD and quenched QCD in B_K both theoretically and numerically.

This paper is organized as follows. In section 2, we will describe the technical details

in doubling the lattice for quark propagators and explain the improved (cubic) wall source method in a self-contained manner. In Section 3, we will specify the lattice operators for B_K in brief while leaving the details to adequate references. In Section 4, we describe the parameters for the gauge configurations we generated and the measurement parameters for B_K . In Section 5, we present the numerical data for M_K (numerator of B_K) and the vacuum saturation amplitude (denominator of B_K). The main emphasis is put on the determination of the plateau region. We also discuss the improved wall source with the wrong flavor channel, which is supposed to vanish in the limit of $a \rightarrow 0$. In Section 6, the numerical results from the data analysis are interpreted. The improved (cubic) wall source method is compared with the conventional method. The data of the one spin trace form and of the two spin trace form are compared. Enhanced chiral logarithms in the individual terms making up B_K appears to be seen numerically as well as the additional divergence which arises from the effect of the non-degenerate quark anti-quark pairs. We emphasize the large effect of non-degenerate quark anti-quark pairs on the individual components of B_K . We compare our data with other groups (Kilcup, Sharpe and Ukawa et al.). We describe the covariance fitting procedure for B_K and the negligible effect of non-degenerate quark anti-quark pair on B_K . Section 7 contains a brief summary and our conclusions.

2 Quark Propagators and Wall Sources

Here, we explain the technical details of the quark propagators and the improved wall source method.

Because the lattice size in the time direction is finite, the pions propagating around lattice in the time direction can in principle contaminate the measurements of B_K . There have been two proposals for avoiding this contamination. The first proposal is to impose Dirichlet boundary conditions in time on the quark propagator and to place the wall source near the boundary [10, 15, 19]. The second proposal is to double the lattice along the time direction and to use periodic boundary conditions in time for the quark propagator [10, 13]. Dirichlet boundary conditions cause a certain number of time slices near the wall source to be contaminated by reflections off the boundary. The time slices lost due to reflections overlap with those contaminated by mesons. Lattice doubling in the time direction suppresses the backward propagating pions which must travel over the whole lattice size in the time direction before they can contribute to the measurements. In contrast to Dirichlet boundary conditions, lattice doubling does not introduce any reflection from the boundary. Hence, the signal from lattice doubling is much cleaner than that obtained using Dirichlet boundary conditions. Unfortunately, lattice doubling takes twice the computational time since the lattice doubling needs two undoubled quark propagators for a given wall source (forward and backward) instead of the one quark propagator required when using Dirichlet boundary conditions.

We adopt the second solution of doubling the lattice for our numerical simulation of B_K . Here, we describe this second method in detail. The periodic and anti-periodic quark propagators in time on the undoubled lattice are:

$$\sum_x (D + M)_{(z;x)} G(x;y) = \delta_{zy} \quad (5)$$

and

$$\sum_x (\mathbb{D} + M)_{(z;x)} G_A(x;y) = \delta_{zy} ; \quad (6)$$

where $(\mathbb{D} + M)$ represents the Euclidean Dirac operator, and $G_P(x;y)$ and $G_A(x;y)$ represent the Green's functions with periodic and anti-periodic boundary conditions on the undoubled lattice. The source $h(y)$ is introduced in the numerical simulation as follows: for $0 \leq x_t < N_t$,

$$\psi(x) = \frac{1}{2} \sum_y (G_P(x;y) + G_A(x;y)) h(y) ; \quad (7)$$

$$\psi(x + N_t \hat{t}) = \frac{1}{2} \sum_y (G_P(x;y) - G_A(x;y)) h(y) \quad (8)$$

where \hat{t} is the unit vector in time direction and $0 \leq y_t < N_t$ (N_t is the undoubled lattice size in the time direction). The $\psi(x)$ field in the above satisfies the following: for $0 \leq x_t < N_t$,

$$\sum_x (\mathbb{D} + M)_{(z;x)} \psi(x) = h(z) \quad (9)$$

and for $N_t \leq x_t < 2N_t$,

$$\sum_x (\mathbb{D} + M)_{(z;x)} \psi(x + N_t \hat{t}) = 0 : \quad (10)$$

We use periodic and anti-periodic boundary conditions on the undoubled lattice and take the sum and the difference to obtain a quark propagator which is periodic on the doubled lattice in the time direction. Note that the fermionic field $\psi(x)$ is periodic on the doubled lattice in the time direction. One might ask whether periodic boundary conditions in the time direction make any difference compared to the anti-periodic boundary conditions, which are the physical ones at a finite temperature. The answer is that periodic boundary conditions make no difference as long as the volume is large enough. The physical eigenstates in the confined phase of QCD are hadrons, not quarks nor gluons. In the confined phase, a quark must be confined with other quarks or anti-quarks within a small volume of typical hadronic size ($\sim 0.1 \text{ fm}$) before it can acknowledge the existence of the boundary with the volume much larger than the hadronic size.

There have been a number of attempts to enhance the overlap with the lightest particle compared to that of the excited states so that one can see the asymptotic signal ($\exp(-M_{\text{lightest}} t)$) at smaller time separations and over the longer plateau [15, 22, 26]. The wall source method has an advantage because it enhances the signal of the hadron propagators with respect to the point source method. For hadron mass spectrum measurements, the sink operator possesses the symmetry of a specific hadronic state. In contrast to hadron spectrum measurements, since the operator in the electro-weak effective Hamiltonian does not select any particular hadronic state by itself, the weak matrix element measurements require the symmetry properties of the wall source to determine the specific hadronic state. There have been two attempts to improve the wall source such that it can exclude contamination from unwanted hadronic states: the even-odd wall source method [17, 26] and the cubic wall source method originally proposed by M. Fukugita, et al. in Ref. [22].

Here, we explain the cubic wall source method in detail. The B_K measurements requires that the pseudo-Goldstone Kaon mode should be selected exclusively. Hence, we will restrict our discussion to the cubic wall source operator of pseudo-Goldstone mode. Let us start with definitions and notation. The symbol a represents one of the 8 vertices in the unit spatial cube (i.e. $a \in \{0,1\}^3$):

$$a \in \{(0,0,0); (1,0,0); (0,1,0); (1,1,0); (0,0,1); (1,0,1); (0,1,1); (1,1,1)\} \quad (11)$$

We define $W_a(\mathbf{n})$ as follows:

$$W_a(\mathbf{n}) = \sum_{\mathbf{m} \in \mathbb{Z}^3} X_{\mathbf{n}, 2\mathbf{m} + \mathbf{a}} \quad (12)$$

The cubic wall source operator for the pseudo-Goldstone pions can then be expressed as follows

$$O_{\text{source}} = \sum_{\mathbf{n}, \mathbf{n}^0, \mathbf{a}} X_a(\mathbf{n}; t=0) W_a(\mathbf{n}) (a)_{a,b} W_a^y(\mathbf{n}^0) b(\mathbf{n}^0; t=0) \quad (13)$$

where $(\mathbf{x}) = (1)^{x_1+x_2+x_3+x_4}$, a and b are color indices and ψ is a staggered fermion field. As an example, let us choose the sink operator to be the bilinear operator with spin structure S and flavor structure F :

$$O_{\text{sink}}(\mathbf{y}) = (\psi_A) (\overline{\psi_B})_{S \quad F} (\psi_B) \quad (14)$$

$y_A = 2y + A$, where $y \in \mathbb{Z}^4$ is the coarse lattice coordinate and $A \in \{0,1\}^4$ is the hypercubic coordinate. Then the correlation function is

$$\begin{aligned} \langle O_{\text{sink}}(\mathbf{y}) O_{\text{source}} \rangle &= \sum_{\mathbf{n}, \mathbf{n}^0, \mathbf{a}} \overline{(\psi_B) (\overline{\psi_A})_{S \quad F} (\psi_A)} G^{c;a}(\mathbf{y}_B; \mathbf{n}) W_a(\mathbf{n}) (a)_{a,b} W_a^y(\mathbf{n}^0) G^{b;c}(\mathbf{n}^0; y_A) \\ &= \sum_{\mathbf{n}, \mathbf{n}^0, \mathbf{a}} \overline{(\psi_B) (\overline{\psi_A})_{S \quad F} (\psi_A)} G^{c;a}(\mathbf{y}_B; \mathbf{n}) W_a(\mathbf{n}) (a)_{a,b} W_a^y(\mathbf{n}^0) [G^{c;b}(\mathbf{y}_A; \mathbf{n}^0)] \\ &= \overline{(\psi_B) (\overline{\psi_A})_{S \quad F} (\psi_A)} \sum_{c,b,a} G^{c;b}(\mathbf{y}_A) [G^{c;a}(\mathbf{y}_B)] \end{aligned} \quad (15)$$

where $G(\mathbf{x}; \mathbf{y}) = \frac{1}{2} [G_P(\mathbf{x}; \mathbf{y}) + G_A(\mathbf{x}; \mathbf{y})]$ for the domain $0 \leq x_t, y_t < 2N_t$ and

$$G_a^{c;b}(\mathbf{y}_A) = \sum_{\mathbf{n}} G^{c;b}(\mathbf{y}_A; \mathbf{n}) W_a(\mathbf{n}) \quad (16)$$

Here $G_a^{c;b}(\mathbf{y}_A)$ is actually what we calculate on the computer using a conjugate gradient method with the wall source set to W_a . For the f_K and the vacuum saturation part of B_K , Eq. (15) is used in our numerical simulation. The idea of the above example (bilinear sink operators) can be extended as a whole to the four fermion operator measurements (for example, B_K) without loss of generality.

3 Operators Computed

Here, we present a set of lattice operators which describe the same physics as the continuum $S = 2$ operator and which have been used for our numerical calculation of B_K . In the continuum, B_K is defined as

$$B_K(\mu) = \frac{\langle \bar{K}^0 | j_5(1) d s(1) | K^0 \rangle}{\langle \bar{K}^0 | j_5(0) | K^0 \rangle} \quad (17)$$

The numerator of B_K is a matrix element of the $S = 2$ four-fermion operator with the neutral K meson (kaon) states. The denominator of B_K represents the vacuum saturation approximation of the numerator, which inserts the vacuum state between the two bilinears of the $S = 2$ four-fermion operators. For the denominator, one needs to prescribe a lattice bilinear operator which corresponds to the continuum axial current:

$$A = \bar{\psi}(\gamma_5) \psi \quad (18)$$

Here the notations are the same as those adopted by Ref. [9, 10, 11]. The axial current is chosen such that the flavor structure is identical to that of the pseudo Goldstone kaon of the exact $U_A(1)$ symmetry in the staggered fermion action.

For the numerator, we need some particular set of lattice four-fermion operators which correspond to the continuum $S = 2$ operator. There are two methods to transcribe the continuum $S = 2$ operator on the lattice with staggered fermions: the one spin trace formalism and the two spin trace formalism [9, 10, 11]. In the continuum, there is no difference between the one spin trace form and the two spin trace form of the $S = 2$ operator, since they are connected by the Fierz transformation. However, in the staggered fermion method, the one spin trace form is different from the two spin trace form due to a pure lattice artifact of 4 degenerate flavors.

In the two spin trace formalism, the four-fermion operator in the numerator in Eq. (17) is transcribed to the lattice [9, 10, 11] as a sum of four operators:

$$O_{2TR}^{Latt} = (V \cdot P)_{ab;ba}^{2TR} + (V \cdot P)_{aa;bb}^{2TR} + (A \cdot P)_{ab;ba}^{2TR} + (A \cdot P)_{aa;bb}^{2TR} \quad (19)$$

where V (or A) represents the vector (or axial) spin structure, P represents the pseudoscalar-like flavor structure and the subscript $ab;ba$ (or $aa;bb$) represents the color indices of the quark fields (the details of these notations are described in Ref. [11]). The operators in Eq. (19) have the same chiral behavior in the limit of vanishing quark mass as the continuum $S = 2$ operator [10, 11, 23]. In addition, the matrix elements of O_{2TR}^{Latt} show the same leading logarithmic dependence on the renormalization scale as the continuum $S = 2$ operator [11, 30, 31].

In the one spin trace formalism, the four-fermion operator of the numerator in Eq. (17) is transcribed to the lattice as follows:

$$O_{1TR}^{Latt} = (V \cdot P)_{ab;ba}^{1TR} + (V \cdot P)_{aa;bb}^{1TR} + (A \cdot P)_{ab;ba}^{1TR} + (A \cdot P)_{aa;bb}^{1TR} + O_{chiral\ partner}^{1TR} \quad (20)$$

where again the details of this notation is given in Ref. [11]. In contrast with the two spin trace formalism, the individual terms in Eq. (20) do not possess the same chiral behavior as the continuum $S = 2$ operator [11]. We must add $O_{\text{chiral partner}}^{1\text{TR}}$ in order to preserve the correct continuum chiral behavior [11]. By imposing the correct chiral behavior on $O_{1\text{TR}}^{\text{Latt}}$, we determine the chiral partner operator [11] as follows:

$$O_{\text{chiral partner}}^{1\text{TR}} = (V \quad S)_{ab\bar{b}a}^{1\text{TR}} + (V \quad S)_{aa\bar{b}b}^{1\text{TR}} + (A \quad S)_{ab\bar{b}a}^{1\text{TR}} + (A \quad S)_{aa\bar{b}b}^{1\text{TR}} : \quad (21)$$

This forces the resulting operator to respect the continuum chiral behavior. The next question is whether the whole operators including the additional chiral partner operators still have the continuum leading logarithmic behavior. First of all, we need to choose the basis operators such that they belong to the identity representation with respect to the 90° axial rotation group (a subgroup of the exact $U_A(1)$ symmetry group). This particular choice of the basis operators guarantees the analytic chiral behavior of the continuum. Second, we find that an eigen-operator (Eq. (20) and Eq. (21)) possesses the same leading logarithmic behavior as the continuum $S = 2$ operator [11]. For B_K measurements, the difference between the one spin trace operators and the two spin trace operators vanishes as $a \rightarrow 0$ [11]. We have used both one spin trace and two spin trace operators to calculate B_K on the lattice and the numerical results are compared later in this paper.

4 Simulations and Measurement Parameters

In this section we describe the simulation parameters for the gauge configurations and B_K measurements. Our old hadron mass calculation [27] on a $16^3 \times 32$ lattice at $\beta = 5.7$ informed us that a longer time dimension allows a more precise fitting of the hadron propagators' exponential time dependence. For this reason the volume of the configuration was chosen as $16^3 \times 40$. The coupling constant was $\beta = 5.7$ ($1/a = 2 \text{ GeV}$). The dynamical effects of two degenerate flavors of staggered fermions with a mass 0.01 were incorporated into the gauge configurations, using the hybrid molecular dynamics R-algorithm [28]. The sea quark mass (0.01) has been fixed through all the measurements even though various valence quark masses were chosen for the B_K measurement. The gauge configurations were updated by the hybrid molecular dynamics R-algorithm with molecular dynamics step size 0.0078125 [28] and a trajectory length of 0.5 time units.

Now the measurement parameters for B_K : Every 60 trajectories B_K has been measured. The total number of the gauge configuration samples for B_K measurements was 155. We have used both cubic wall source and conventional even-odd wall source methods to create the pseudo Goldstone boson. We used two separate wall sources to create K^0 and \bar{K}^0 mesons. The distance between these two separate wall sources was 36 lattice units. For each B_K measurement, both wall sources were shifted by 15 lattice units in the time direction from the position used in the previous measurement, while the distance between them was fixed to 36 through all the measurements. The valence (quark, antiquark) mass pairs for the K mesons were (0.01, 0.01), (0.02, 0.02), (0.03, 0.03), (0.004, 0.01), (0.004, 0.02), (0.01, 0.03) and (0.004, 0.05). The quark propagators were calculated, using the lattice doubling method

described in the previous section. The stopping condition of the conjugate gradient residual for the quark propagator was set to 1.0×10^{-8} . The quark propagators were gauge fixed to Landau condition with a numerical precision of $a^4 g^2 (\partial A)^2 < 1.0 \times 10^{-7}$.

5 Data Analysis

We now present the numerical results of M_K (the numerator of B_K) and the vacuum saturation amplitude M_K^V (the denominator of B_K) with respect to the lattice Euclidean time for Kaon with a quark anti-quark mass pair = (0.01, 0.01). Meanwhile, we explain how the central plateau region has been selected to determine B_K . We also discuss the numerical results for unrenormalized (naive, bare) B_K with respect to the various quark and anti-quark masses. In addition, we will present the numerical measurement of the wrong flavor channel $(V + A) \cdot S^{2TR}$ in order to see how much contamination comes from the operator mixing and the excited hadronic states which are supposed to vanish in the limit of $a \rightarrow 0$.

5.1 The Denominator: Vacuum Saturation Amplitude

We define the denominator of B_K as the vacuum saturation amplitude:

$$M_K^V = \frac{8}{3} \langle K^0 | j_5^S | 0 \rangle \langle 0 | j_5^S | K^0 \rangle : \quad (22)$$

Numerical data for M_K^V is presented in Figure 1 (the even-odd wall source method) and in Figure 2 (the cubic wall source method). The data points in Figure 1, 2, and 3 are obtained by single elimination jack-knife method. Each data point in Figure 1 (the even-odd wall source) has about twice larger error than that in Figure 2 (the cubic wall source). However, one needs to notice that the cubic wall source method takes four times longer time to compute than the even-odd wall source method. In Table 1, the results of the covariance fitting of the vacuum saturation together with their χ^2 per degree of freedom are given with respect to the various fitting ranges in the lattice Euclidean time for quark mass $m_{qa} = 0.01$. From Table 1, for the cubic wall source method the minimum of the χ^2 per degree of freedom extends to the fitting range of 11 to 24. For the even-odd wall source method, the minimum of the χ^2 per degree of freedom occurs in the fitting range of 13 to 23. It is important to keep in mind the fact that both the one spin trace form and the two spin trace form of B_K have the vacuum saturation in common.

5.2 The Numerator: M_K

We define the numerator of B_K as:

$$M_K = \langle K^0 | j_5^S | (1 - \gamma_5) d s | (1 - \gamma_5) d | K^0 \rangle : \quad (23)$$

Numerical data for M_K calculated in the two spin trace formalism with the even-odd wall source method is presented in Figure 3. Numerical data for M_K calculated in the two spin trace formalism with the cubic wall source method is shown in Figure 4. Numerical data for M_K calculated in the one spin trace formalism with the even-odd wall source method

Fitting Range	Cubic Wall Source		Even-Odd Wall Source	
	M_K^V	$\chi^2=(\text{dof})$	M_K^V	$\chi^2=(\text{dof})$
14 t 21	12.17 (66)	0.40 (63)	49.2 (30)	0.40 (68)
13 t 22	12.10 (58)	0.37 (52)	49.3 (25)	0.33 (53)
12 t 23	12.15 (60)	0.37 (48)	48.7 (24)	0.61 (65)
11 t 24	12.10 (63)	0.45 (48)	49.0 (25)	0.68 (56)
10 t 25	11.76 (59)	1.06 (51)	47.0 (27)	1.24 (76)
9 t 26	11.70 (59)	1.27 (66)	46.7 (27)	1.34 (70)
8 t 27	11.61 (58)	1.31 (62)	45.2 (24)	1.40 (68)
7 t 28	11.20 (58)	1.65 (70)	44.2 (24)	1.52 (70)
6 t 28	10.74 (60)	1.72 (65)	42.9 (24)	1.47 (67)

Table 1: Here, we present the numerical results for the vacuum saturation amplitude (M_K^V) with the quark mass pair (0.01, 0.01), calculated both in the even-odd wall source method and in the cubic wall source method. All the values in the table have been obtained through the covariance fitting to a constant on the bootstrap ensembles.

is drawn in Figure 5. All the data points in Figures 3, 4, and 5 are obtained by the single elimination jack-knife method. Each data point in Figure 3 (the even-odd wall source) has an about twice larger error than that in Figure 4 (the cubic wall source). The nearby data points in Figure 3 and Figure 5 (the even-odd wall source) have larger fluctuations than those in Figure 4 (the cubic wall source), which are reflected on $\chi^2=\text{dof}$: in Table 2. However, this was not observed in the results for vacuum saturation amplitude. It is important to note the fact that the computational time for the cubic wall source method is four times longer than that for the even-odd wall source method. In Table 2, the covariance matrix fitting results of M_K and its $\chi^2=(\text{dof})$ are collected with respect to the fitting range in the lattice Euclidean time. From Table 2 it is difficult to choose the optimal fitting range as all of the $\chi^2=(\text{dof})$ values are within 0.5 - 1 for M_K calculated in the two spin trace form with the cubic wall source. This is also true for M_K calculated in the one spin trace form with the even-odd wall source. For these cases, we therefore choose the optimal fitting range consistent with the vacuum saturation amplitude M_K^V .

For M_K calculated in the two spin trace form with the even-odd wall source, we notice that the optimal fitting range is 13 t 22. The M_K results in the cubic wall source method has more correlation (less fluctuation) between neighboring time slices than those in the even-odd wall source method, while this is not obvious for the measurements of vacuum saturation amplitude M_K^V .

5.3 The Ratio: B_K

In the previous sections, we have discussed the covariance matrix fitting result of M_K and M_K^V as a function of the fitting range. From this analysis of the fitting ranges, we determine the optimal fitting range for B_K . The optimal fitting ranges we have chosen to determine B_K with respect to various quark mass pairs are summarized in Table 3. Once the fitting

Fitting Range	Two Spin Trace Form				One Spin Trace Form	
	Cubic Wall Source		Even-odd Wall Source		Even-odd Wall Source	
	M_K	$\chi^2 = (\text{d.o.f.})$	M_K	$\chi^2 = (\text{d.o.f.})$	M_K	$\chi^2 = (\text{d.o.f.})$
14 t 21	7.20 (48)	1.11 (99)	29.8 (15)	1.05 (102)	33.4 (21)	1.45 (106)
13 t 22	7.23 (29)	0.88 (87)	29.9 (15)	0.87 (83)	33.6 (17)	1.18 (82)
12 t 23	7.26 (28)	0.75 (75)	28.7 (14)	1.47 (80)	34.0 (17)	1.19 (68)
11 t 24	7.19 (28)	0.73 (67)	28.6 (13)	1.24 (70)	34.1 (18)	1.03 (62)
10 t 25	7.16 (29)	0.66 (60)	28.1 (14)	1.29 (59)	33.7 (16)	0.96 (58)
9 t 26	7.11 (30)	0.62 (51)	28.1 (13)	1.14 (54)	33.7 (16)	1.04 (49)
8 t 27	7.11 (30)	0.60 (52)	27.7 (12)	1.27 (61)	33.6 (16)	0.95 (47)
7 t 28	7.04 (27)	0.57 (54)	27.1 (11)	1.47 (52)	33.9 (16)	0.95 (43)
6 t 29	6.97 (26)	0.61 (50)	27.3 (12)	1.52 (54)	33.8 (15)	0.90 (45)

Table 2: Here, we present the numerical results for the M_K with the quark mass pair (0.01, 0.01), calculated both in the even-odd wall source method and in the cubic wall source method. All the values in the table has obtained through the covariance fitting to a constant on the bootstrap ensembles.

range is chosen, B_K can be determined through the covariance fitting to a constant. One of our fitting procedures is naive jack-knife analysis of the data (conventional) and the other uses the covariance fitting on the bootstrap ensembles.

The numerical results for B_K calculated in the two spin trace form with the even-odd wall source method are shown in Figure 6. The numerical results for B_K calculated in the two spin trace form with the cubic wall source method are drawn in Figure 7. The numerical results for B_K calculated in the one spin trace form with the even-odd wall source method appear in Figure 8.

Table 4 is a collection of the numerical results of K meson mass and B_K with respect to the quark mass pairs calculated in the optimal fitting range by the jack-knife method. The results for K meson mass (m_K) are obtained by analyzing the results for axial current matrix element with an external K meson state $\langle 0 | S(0, 5) D_j K_i \rangle$, which are also used to obtain the vacuum saturation amplitude. We fitted the logarithm of the axial current data to the linear function of the Euclidean time $A + m_K t$ in the optimal fitting range. We would like to thank Pavlos Vranas for checking these mass results using his own fitting program. Table 5 presents the results of B_K obtained by the covariance fitting over the optimal fitting range on the bootstrap ensembles.

5.4 The Wrong Flavor Channel

Here we address two important questions on the validity of our approach to B_K . The first question comes from the fact that the higher-loop radiative correction of the four-fermion composite operators cause the violation of the continuum spin and flavor symmetries. It is important to know non-perturbatively, how large is the contribution of such symmetry violating terms to the weak matrix element measurements for finite lattice spacing. Note, such terms are supposed to vanish in the limit of $a \rightarrow 0$. The smaller the contribution

Quark Mass Pair	Fitting Range		
	Two Spin Trace Form		One Spin Trace Form
	Cubic W all Source	Even-odd W all Source	Even-odd W all Source
(0.004, 0.01)	9 t 26	13 t 22	13 t 22
(0.004, 0.02)	11 t 24	13 t 22	13 t 22
(0.004, 0.05)	14 t 21	15 t 20	15 t 20
(0.01, 0.01)	11 t 24	13 t 22	13 t 22
(0.01, 0.03)	11 t 24	13 t 22	13 t 22
(0.02, 0.02)	13 t 22	13 t 22	13 t 22
(0.03, 0.03)	13 t 22	13 t 22	13 t 22

Table 3: Here, we present the optimal fitting range with respect to quark mass pairs. The optimal fitting range implies that we can get the same average with smaller error bar for 2 10.

Quark Mass Pair	m_K	unrenormalized B_K		
		Two Spin Trace Form		One Spin Trace Form
		Cubic Source	Even-odd Source	Even-odd Source
(0.004, 0.01)	0.219 (2)	0.557 (32)	0.547 (54)	0.656 (73)
(0.004, 0.02)	0.277 (2)	0.641 (32)	0.630 (39)	0.698 (58)
(0.004, 0.05)	0.406 (2)	0.731 (34)	0.687 (44)	0.759 (88)
(0.01, 0.01)	0.253 (2)	0.600 (27)	0.579 (33)	0.688 (46)
(0.01, 0.03)	0.348 (2)	0.710 (26)	0.689 (30)	0.748 (37)
(0.02, 0.02)	0.347 (1)	0.709 (25)	0.689 (28)	0.746 (33)
(0.03, 0.03)	0.421 (1)	0.768 (23)	0.753 (26)	0.781 (28)

Table 4: K meson mass and unrenormalized B_K versus quark mass pair: the B_K data are analyzed by the single-elimination jack-knife method over the optimal fitting range. The K meson mass, m_K was obtained by analyzing the results for h_0 jS (0 5 5)D jK i.

Quark Mass Pair	Unrenormalized B_K		
	Two Spin Trace Form		One Spin Trace Form
	Cubic Source	Even-odd Source	Even-odd Source
(0.004, 0.01)	0.546 (23)	0.548 (42)	0.675 (63)
(0.004, 0.02)	0.627 (28)	0.663 (37)	0.700 (47)
(0.004, 0.05)	0.732 (30)	0.715 (40)	0.771 (78)
(0.01, 0.01)	0.595 (22)	0.607 (34)	0.682 (45)
(0.01, 0.03)	0.717 (23)	0.708 (31)	0.771 (37)
(0.02, 0.02)	0.727 (24)	0.707 (29)	0.773 (36)
(0.03, 0.03)	0.791 (21)	0.758 (26)	0.804 (25)

Table 5: Unrenormalized B_K for each quark mass pair. The B_K data is analyzed by the covariance fitting over the optimal fitting range on the bootstrap ensembles.

from these wrong flavor channels is, the more reliable our connection between the continuum and lattice observables (either at tree level or at one loop level). The second question is how exclusively we can select the pseudo-Goldstone mode through our improved wall source method. In other words, we want to ask how reliably our wall source technique suppresses the unwanted hadronic states.

We have chosen the $(V + A) \cdot S^{2TR}$ operator in order to address the above two questions. The matrix element of this operator with external K mesons is supposed to vanish in the continuum limit ($a \rightarrow 0$) of lattice QCD, due to the vanishing flavor trace. The numerical results for this wrong flavor channel are shown in Figure 9 for the even-odd wall source and Figure 10 for the cubic wall source. From Figures 9 and 10, we notice that the value of the wrong flavor channel is extremely suppressed (less than 1% of B_K) in both cases. This implies that the unwanted operator mixing of $(V + A) \cdot S^{2TR}$ should be at most 1% of B_K since it is suppressed by $\gamma_5 = (4)$ as well as by the vanishing flavor trace. This fact that the unwanted operator mixing is smaller than 1% of B_K is of great significance to our approximate matching between the continuum and lattice composite operators. So far, one has neglected those terms of wrong flavor channels which enters at order g^2 , when one connects the lattice B_K to the continuum B_K at one loop level [10, 11, 19, 30]. The main reason was that these wrong flavor channels will not contribute to B_K at all as $a \rightarrow 0$. Hence, the remaining difficulty was to know how large is the contribution of those wrong flavor channels at finite lattice spacing. Our non-perturbative measurements of one of wrong flavor channels shows that the contribution from these wrong flavor channels will be at most 1% of B_K and so much smaller than the statical and other systematic errors at $\beta = 5.7$ ($a^{-1} = 2\text{ GeV}$). This gives us a great confidence in our approximate matching at one loop level, where such terms of wrong flavor channels, which enters at order g^2 , are neglected.

From Figures 9 and 10, we also observe that the nearest neighboring data points have stronger correlation (less fluctuating) in the cubic wall source than in the even-odd wall source. The four times more coating point computation in the cubic wall source than in the even-odd wall source explains why the error bars of the data in Figure 10 is about half of those in Figure 9. Hence, we conclude that the even-odd wall source is equivalent to the cubic wall source from the standpoint of statistics. We believe that it is better to use the cubic wall source in weaker coupling simulations because the unwanted contamination from the degenerate and excited hadronic states becomes even more severe there.

6 Data Interpretation

Here, we interpret the numerical results in terms of the physics. First of all, we will address the technical questions about the improved wall source methods. Second, we will compare the numerical results of the one spin trace form and the two spin trace form and discuss the meaning of the consistency between the two formalism. Third, we will discuss the chiral behavior of B_K , and the chiral behavior of the individual components making up B_K (i.e. $B_A, B_{A1}, B_{A2}, B_V, B_{V1}, B_{V2}$). In addition, we will discuss the effects of non-degenerate quark anti-quark pairs on the chiral behavior of these quantities. We will also discuss the chiral behavior from the standpoint of both $1/N_c$ suppression and (partially quenched) chiral perturbation theory. Fourth, we will compare our numerical results with earlier works and

discuss the effect of quenching on B_K measurements. Finally, we will present our best value of B_K in the physical limit as well as our fitting procedure.

6.1 Comparison of Wall Sources

Numerical results for unrenormalized (naive, bare, or tree-level) B_K for various average quark mass, calculated both by the even-odd wall source and by the cubic wall source are shown in Figure 11. The values of B_K calculated by the two wall sources agree within errors. The error bars for B_K calculated by the cubic wall source are about half of those of the even-odd wall source. The cubic wall source method takes four times more computational time than the even-odd wall source method. We conclude that for B_K measurements at $\beta = 5.7$ the cubic wall source results are consistent with the even-odd wall source results.

6.2 Comparison of One Spin Trace Form and Two Spin Trace Form

The numerical results for unrenormalized B_K in both one spin trace and two spin trace methods are presented in Figure 12. The numerical results for one-loop renormalized (tadpole improved through mean field theory [11, 29, 31, 30, 32, 33]) B_K both in the one spin trace and two spin trace methods are shown in Figure 13. The numerical results for one-loop renormalized (RG improved [11, 34]) B_K both in the one spin trace and two spin trace form are given in Figure 14. From Figures 12, 13 and 14, we notice that the results for the renormalized B_K calculated in the one spin trace method agree with those in the two spin trace method better than those for the unrenormalized B_K .

Let us explain how we have obtained the renormalized coupling constant for the perturbative expansion. The one-loop renormalization of the $S = 2$ four-fermion operators on the lattice is explained in Ref. [11, 31, 30] in detail. The detailed explanation of matching between the continuum and lattice observables at one loop level is also given in Ref. [11, 31, 30]. We discuss here how to obtain the coupling constant for the renormalization of the composite operators. For perturbative matching at one-loop level, one needs a well-defined coupling constant to use as the perturbative expansion parameter [33, 34]. We have chosen the \overline{MS} coupling constant at $\overline{MS} = a$ scale as our perturbative expansion parameter [19]. There are two methods to obtain the \overline{MS} coupling constant from the bare lattice coupling constant. One is a non-perturbative approach using tadpole improvement by mean field theory [33] and the other is a purely perturbative approach using renormalization group improvements [34]. We will refer to these two approaches to obtaining $g_{\overline{MS}}^2$ as the "tadpole improved" and "RG improved" methods. We use both methods to obtain the \overline{MS} coupling constant at the renormalization scale $\overline{MS} = a$.

The details of the non-perturbative approach of tadpole improvement by mean field theory is given in Ref [33, 11, 34, 31, 30]. The \overline{MS} coupling constant ($g_{\overline{MS}}^2$) is related to the tadpole-improved coupling constant (g_{MF}^2) and the bare lattice coupling constant (g_0^2) through mean field theory [11, 34]:

$$g_{MF}^2 = \frac{g_0^2(a)}{\text{Reh}_3^1 \text{Tr} U_2 i} \quad (24)$$

$$g_{\overline{M} \overline{S}}^2(\overline{M} \overline{S}) = g_{M F}^2 \left[1 - \frac{1}{2} g_{M F}^2 \ln(a \overline{M} \overline{S}) + 2 \ln \frac{L_{\text{Latt}}}{\overline{M} \overline{S}} \right] + \frac{1}{3} g_{M F}^2 + O(g_{M F}^4) \quad (25)$$

where $g_0^2(a)$ is the bare lattice coupling constant, U_2 is a unit gauge link plaquette, and

$$t = \frac{11}{16} - \frac{1}{33} \frac{2N_f}{33} : \quad (26)$$

For $\beta = 5.7$ and $N_f = 2$, we obtain the tadpole improved $\overline{M} \overline{S}$ coupling constant:

$$g_{M F}^2 = 1.82$$

$$g_{\overline{M} \overline{S}}^2 - \frac{1}{a} = 1.78 : \quad (27)$$

The coupling constant in Eq. (27) is used for tadpole improved matching between the continuum and the lattice observables.

The details about a perturbative approach of RG improvement is explained in Ref. [34]. In this approach, the $\overline{M} \overline{S}$ coupling constant ($g_{\overline{M} \overline{S}}^2$) is related to the bare lattice coupling constant ($g_0^2(a)$):

$$g_{\overline{M} \overline{S}}^2(\overline{M} \overline{S}) = \frac{g_0^2(a)}{1 - t g_0^2(a)} \quad (28)$$

where $t = \frac{1}{2} \ln(a \overline{M} \overline{S}) + \ln \frac{L_{\text{Latt}}}{\overline{M} \overline{S}} ;$

For $\beta = 5.7$ and $N_f = 2$, we obtain the $\overline{M} \overline{S}$ coupling constant at $\overline{M} \overline{S} = \frac{1}{a}$ scale:

$$g_0^2(a) = 1.05263$$

$$g_{\overline{M} \overline{S}}^2 - \frac{1}{a} = 1.61 : \quad (29)$$

The coupling constant in Eq. (29) is used for RG improved matching between the continuum and the lattice observables.

6.3 Chiral Logarithms and Non-degenerate Quark Mass Pairs

There have been a number of theoretical attempts to understand the chiral behavior of the K meson B parameters in terms of chiral perturbation theory [23, 35, 36, 37]. In order to discuss the chiral behavior of the B parameters in an organized way, we need to consider a theory with four valence flavors: S and S^0 both with mass m_s as well as D and D^0 , both with mass m_d . Let the K^0 be the $S^0_5 D$ pion and the K^0 be the corresponding state with primed quarks (i.e. $S^0_5 D^0$ pion). Let us define B_{V1}, B_{V2}, B_{A1} and B_{A2} as:

$$B_{V1} = \frac{\langle K^0 | j[S_a^0 D_b^0] j[S_b D_a] | K^0 \rangle}{\frac{4}{3} \langle K^0 | j[S_a^0 D_b^0] | 0 \rangle \langle 0 | j[S_b D_b] | K^0 \rangle} \quad (30)$$

$$B_{V2} = \frac{\text{Tr} \left[\bar{S}_a^0 D_a^0 \bar{S}_b D_b \right] \text{Tr} K^0}{\frac{4}{3} \text{Tr} \left[\bar{S}_a^0 S_a^0 \bar{D}_a^0 D_a^0 \right] \text{Tr} S_b D_b \text{Tr} K^0} \quad (31)$$

$$B_{A1} = \frac{\text{Tr} \left[\bar{S}_a^0 S_a^0 \bar{D}_b^0 D_b^0 \right] \text{Tr} S_b D_b \text{Tr} K^0}{\frac{4}{3} \text{Tr} \left[\bar{S}_a^0 S_a^0 \bar{D}_a^0 D_a^0 \right] \text{Tr} S_b D_b \text{Tr} K^0} \quad (32)$$

$$B_{A2} = \frac{\text{Tr} \left[\bar{S}_a^0 S_a^0 \bar{D}_b^0 D_b^0 \right] \text{Tr} S_b D_b \text{Tr} K^0}{\frac{4}{3} \text{Tr} \left[\bar{S}_a^0 S_a^0 \bar{D}_a^0 D_a^0 \right] \text{Tr} S_b D_b \text{Tr} K^0} \quad (33)$$

where a and b are color indices. The B_A, B_V and B_K are expressed in terms of B_{V1}, B_{V2}, B_{A1} and B_{A2} :

$$B_A = B_{A1} + B_{A2} \quad (34)$$

$$B_V = B_{V1} + B_{V2} \quad (35)$$

$$B_K = B_V + B_A \quad (36)$$

Let us discuss the chiral behavior of the B parameters defined above ($B_{A1}, B_{A2}, B_{V1}, B_{V2}$). In the vacuum saturation approximation with $1/N_C$ suppression, $B_{A1} = 0.25, B_{A2} = 0.75$ and $B_{V1} = B_{V2} = 0$ (obviously wrong!). Form $u = m_d \ll m_s$, chiral perturbation theory predicts the following results [10, 23]:

$$B_{V1} = \frac{3}{8} \left(\frac{1}{3} + \frac{1}{3} \right) + A + \frac{1}{m_K^2} C + D \quad (37)$$

$$B_{V2} = \frac{3}{8} \left(\frac{1}{3} + \frac{1}{3} \right) + A + \frac{2}{m_K^2} C + D \quad (38)$$

$$B_{A1} = \frac{3}{8} \left(\frac{1}{3} + \frac{1}{3} \right) + A + \frac{1}{m_K^2} C + D \quad (39)$$

$$B_{A2} = \frac{3}{8} \left(\frac{1}{3} + \frac{1}{3} \right) + A + \frac{2}{m_K^2} C + D \quad (40)$$

where in the vacuum saturation approximation (tree-level chiral perturbation), $\frac{1}{3} = 1, \frac{1}{3} = \frac{1}{3}, \frac{1}{3} = \frac{1}{3}, \frac{1}{3} = 1, \frac{1}{3} = 1, \frac{1}{3} = \frac{1}{3}$ while $\frac{1}{3}$ and $\frac{1}{3}$ is not determined. A, C and D are defined as

$$A = I_2(m_K) - \frac{m_K^2 + m_{ss}^2}{2m_K^2} I_1(m_{ss}) - \frac{m_K^2 + m_{dd}^2}{2m_K^2} I_1(m_{dd}) \quad (41)$$

$$C = I_1(m_{ss}) + I_1(m_{dd}) - 2I_1(m_K) - 2I_2(m_K) \quad (42)$$

$$D = 2I_1(m_K) - I_2(m_K) - \frac{m_K^2 + m_{ss}^2}{2m_K^2} I_1(m_{ss}) - \frac{m_K^2 + m_{dd}^2}{2m_K^2} I_1(m_{dd}) \quad (43)$$

where

$$I_1(m) = \frac{1}{f^2} \int \frac{d^4 k}{(2\pi)^4} \frac{1}{k^2 + m^2}$$

$$= \frac{m^2}{(4f)^2} + \frac{m^2}{4f} \ln \frac{m^2}{2} + O \frac{m^2}{2} \quad (44)$$

$$I_2(m) = \frac{m^2}{f^2} \int \frac{d^4 k}{(2\pi)^4} \frac{1}{k^2 + m^2} = \frac{m^2}{4f} \ln \frac{m^2}{2} - \frac{m^2}{(4f)^2} + \frac{m^2}{(4f)^2} O \frac{m^2}{2} : \quad (45)$$

is introduced as a momentum cut-off regularization for chiral perturbation theory. $m_{ss}^2 = 2m_s^2$, $m_{dd}^2 = 2m_d^2$ and $m_K^2 = (m_s + m_d)$ (i.e. $2m_K^2 = m_{ss}^2 + m_{dd}^2$). Note there is no quadratic divergence in B_{V1} , B_{V2} , B_{A1} , and B_{A2} even though $I_1(m)$ has a quadratic divergence. The quadratic divergences in C and D cancel out. The quadratic divergences in A is not a function of quark masses m_s or m_d . Hence, these quadratic divergences in A can be absorbed into the coefficients c_1 and c_2 . As a summary of chiral perturbation theory, let us choose $\mu = 4f$ and rewrite the results for B_{V1} , B_{V2} , B_{A1} , and B_{A2} as follows:

$$B_{V1} = \frac{3}{8} (2 - 1) \frac{z^2}{(4f)^2} \ln(z) + \frac{3}{8} (c_1 - 1) + \frac{3}{8} \frac{z^2}{(4f)^2} \ln(1 - z^2) + \ln \frac{1+z}{1-z} + (c_{V1} + c_{V1}^2) z \ln(z) + (c_{V1} + c_{V1}^2) z + O(z^4 \ln(z)) \quad (46)$$

$$B_{V2} = \frac{3}{8} (2 - 2) \frac{z^2}{(4f)^2} \ln(z) + \frac{3}{8} (c_2 + 1) + \frac{3}{8} \frac{z^2}{(4f)^2} \ln(1 - z^2) + \ln \frac{1+z}{1-z} + (c_{V2} + c_{V2}^2) z \ln(z) + (c_{V2} + c_{V2}^2) z + O(z^4 \ln(z)) \quad (47)$$

$$B_{A1} = \frac{3}{8} (2 - 1) \frac{z^2}{(4f)^2} \ln(z) + \frac{3}{8} (c_1 + 1) + \frac{3}{8} \frac{z^2}{(4f)^2} \ln(1 - z^2) + \ln \frac{1+z}{1-z} + (c_{A1} + c_{A1}^2) z \ln(z) + (c_{A1} + c_{A1}^2) z + O(z^4 \ln(z)) \quad (48)$$

$$B_{A2} = \frac{3}{8} (2 - 2) \frac{z^2}{(4f)^2} \ln(z) + \frac{3}{8} (c_2 + 1) + \frac{3}{8} \frac{z^2}{(4f)^2} \ln(1 - z^2) + \ln \frac{1+z}{1-z} + (c_{A2} + c_{A2}^2) z \ln(z) + (c_{A2} + c_{A2}^2) z + O(z^4 \ln(z)) \quad (49)$$

where the constant terms proportional to c_i are absorbed into c_i , and

$$z = \frac{m_K^2}{(4f)^2} \quad (50)$$

$$\frac{m_s - m_d}{m_s + m_d} : \quad (51)$$

Here we keep full functional form with respect to \bar{z} for those terms of order $\ln(z)$ and z^0 . For those terms of order $z \ln(z)$ and z , we do Taylor expansion with respect to \bar{z} and keep only the terms of order z^0 and z^2 . The coefficients i_1, i_2, i_3 and i_4 (i2 fV1;V2;A1;A2g) are unknown. All the results in Eqn. (37-40) and Eqn. (46-49) are calculated using full QCD as the fundamental theory. Note, B_{V1}, B_{V2}, B_{A1} , and B_{A2} have a branch point at $\bar{z} = 1$ which is non-singular. Let us set the domain of \bar{z} to $1 - \epsilon$ and $2 + R$. B_{V1}, B_{V2}, B_{A1} , and B_{A2} have no singularity on this physical domain of \bar{z} . Also note, B_{V1}, B_{V2}, B_{A1} , and B_{A2} are even functions of \bar{z} which means that although we switch m_s with m_d , the physics does not know it at all (i.e. it does not change). Hence, the power series expansion of B_{V1}, B_{V2}, B_{A1} , and B_{A2} with respect to \bar{z} should have only even powers of \bar{z} . The one-loop corrections to B_{V1}, B_{V2}, B_{A1} and B_{A2} include a term of the order $I_2(m_K) = m_K^2$ which is proportional to i_1 in Eqn. (37-40). $I_2(m_K) = m_K^2$ is proportional to $\ln(m_K)$ which is logarithmically divergent as $m_K \rightarrow 0$. These logarithmically divergent terms are called enhanced chiral logarithms [23], and were originally noticed by Langacker and Pagels [38]. It is important to note that in full QCD, the enhanced chiral logarithms in Eqn. (37-40) and Eqn. (46-49) are all proportional to $i_1 \frac{1}{m_K^2} I_2(m_K)$, which depends only on the average mass of the quark antiquark pair.

Let us adapt the above results to the (partially) quenched limit of QCD [23]. Here, quenched approximation means neglecting all the internal fermion loops and keeping only pure gauge interactions (i.e. sea quark mass is infinitely heavy), while the partially quenched approximation implies that the sea quark mass of the internal fermion loops is different from the valence quark mass. Both partially quenched and quenched approximations have additional infra-red problems which are absent in full QCD, since the sea quark fermion determinant can not regulate the infra-red pole singularity of the valence quark propagator. There are two important differences between (partially) quenched and full QCD. The first difference is that the meson eigenstates are not the same. The second difference comes from ϕ^0 loops, which can not contribute in full QCD simply because the ϕ^0 is too heavy. The diagrams of the hairpin type (ϕ^0 loops) present in the (partially) quenched chiral perturbation for B_K vanish in the limit of $m_s = m_d$ [23]. The logarithmically divergent terms which come from the hairpin diagrams are called quenched chiral logarithms [24, 25, 23]. Here, the key point is that in (partially) quenched QCD, the quenched chiral logarithms in the B parameters, if present, must be a function of both average quark mass ($m_s + m_d$) and mass difference ($m_s - m_d$) of the quark anti-quark pair, while the enhanced chiral logarithms common in both full and (partially) quenched QCD are not a function of quark mass difference but a function of only average quark mass.

The quantity B_{A1} in Eqn. (39) has a finite constant term which is a factor of around 1/3 smaller than that in B_{A2} in Eqn. (40), while the enhanced logarithmic term in B_{A1} is around 3 times larger than that in B_{A2} . The enhanced logarithmic term in B_{V1} is also around 3 times larger than that in B_{V2} . Therefore, we have chosen B_{A1} as a useful measurement adequate to observe both the enhanced chiral logarithms and, if present, the (partially) quenched chiral logarithms.

We plot B_{A1} and B_{A2} with respect to the average quark masses in Figure 15 and B_{V1} and B_{V2} with respect to the quark masses in Figure 16. One can see a difference in the chiral behavior of B_{A1} and B_{V1} between the case with degenerate quark anti-quark pairs of mass: 0.01, 0.02, 0.03g and the situation with non-degenerate quark anti-quark pairs with

the mass pairs: $f(0.004, 0.01), (0.004, 0.02), (0.004, 0.05), (0.01, 0.03)$ g. In order to more precisely see the effect of non-degenerate quark anti-quark pairs on B_{A1} , we must interpolate in quark mass. Toward this end, we fit the data of the degenerate quark anti-quark pairs to the following function:

$$B_{A1}^{\text{degenerate}}(m_K) = A_1 \log \frac{m_K^2}{(4f)^2} + A_2 + A_3 \frac{m_K^2}{(4f)^2} \log \frac{m_K^2}{(4f)^2}; \quad (52)$$

and, second, subtract this form for the degenerate case from the non-degenerate data as follows:

$$B_{A1}(m_K) = \frac{m_s + m_d}{m_s - m_d} B_{A1}(m_K; m_s - m_d) - B_{A1}^{\text{degenerate}}(m_K); \quad (53)$$

where $B_{A1}(m_K; m_s - m_d)$ is the numerical data for the non-degenerate quark mass pairs.

The covariance fitting results of the degenerate data on the jack-knifed ensembles are is

$$B_{A1}^{\text{degenerate}}(m_K; a^{-1} = 2.0 \text{ GeV}) = 0.683(47) \log \frac{m_K^2}{(4f)^2} + 1.305(97) \\ + 3.96(35) \frac{m_K^2}{(4f)^2} \log \frac{m_K^2}{(4f)^2} \quad (\chi^2 = 8.1 \cdot 10^{23}) \quad (54)$$

$$B_{A1}^{\text{degenerate}}(m_K; a^{-1} = 1.8 \text{ GeV}) = 0.300(25) \log \frac{m_K^2}{(4f)^2} + 2.46(20) \\ + 6.34(56) \frac{m_K^2}{(4f)^2} \log \frac{m_K^2}{(4f)^2} \quad (\chi^2 = 8.1 \cdot 10^{23}) : \quad (55)$$

Using chiral perturbation theory, one can estimate the value of A_1 in Eq. (52). From Eq. (48),

$$A_1 = \frac{3}{8} (2\pi)^{-2} \frac{1}{(4f)^2}; \quad (56)$$

where $m_K^2 = (m_s + m_d)$. Using the results of our lattice QCD simulation ($a^{-1} = 2.3 \text{ GeV}$), this amplitude A_1 is written in terms of a poorly known quantity f_1 : $A_1 = 11.6 f_1$. Using the value of K meson mass and strange quark mass in the particle data book ($m_s = 100 - 300 \text{ MeV}$ and $m_s = m_d = 25$), one can also obtain $A_1 = (0.5 - 3.5) f_1$ in terms of a poorly known quantity f_1 , where the range of values is chosen to reflect the large uncertainty in the chiral perturbation theory prediction.

The numerical data for $B_{A1}(m_K)$ with respect to the average quark mass are plotted in Figure 17. From Figure 17, it is obvious that there is a strong sensitivity to the non-degenerate quark mass pairs (i.e. $B_{A1}(m_K)$ is not only a function of $(m_s + m_d)$ but also a function of $(m_s - m_d)$). This additional divergence may be related to (partially) quenched chiral logarithms. It could also come from finite volume dependence on the lightest mass of the quark anti-quark pair. Something else might cause this unexpected divergence. The key point is that there is an additional divergence which is visible in our numerical simulations. At any rate, we would like to raise the following questions:

⁰ loop: Could the additional hairpin diagram in partially quenched chiral perturbation theory explain quantitatively the additional divergence which is sensitive to the non-degenerate quark masses? In fact, it is known that the contribution from ⁰ loops vanishes as $m_s \rightarrow m_d$ [23, 10].

finite volume effect: Could the finite volume effect of B_{A1} or B_{V1} be sensitive to the non-degenerate quark masses? The small eigenvalues and their density in lattice QCD is regulated by the finite volume. Could these small eigenvalues be set up such that they are sensitive to the lightest mass of the non-degenerate quark anti-quark pair?

fermion determinant in partially quenched QCD: In partially quenched QCD, the sea quark mass is different from the valence quark mass. In partially quenched QCD, the fermion determinant of the sea quark may suppress the coefficient of the logarithmic divergence more efficiently than the case of quenched QCD, which has no fermion determinants at all. Could one see the much larger effect of the non-degenerate quark anti-quark pair on B_{A1} and B_{V1} in quenched QCD than in partially quenched QCD?

scaling violation: The anomaly current in staggered fermion formulation $\overline{(\gamma_5 - I)}$ is not a conserved current for finite lattice spacing. Hence, the corresponding pseudo-Goldstone pion $\overline{(\gamma_5 - I)}$ has a serious contamination of finite lattice spacing, which is supposed to vanish by flavor symmetry restoration in the continuum limit of $a \rightarrow 0$. This suggests that even in quenched QCD, ⁰ in staggered fermion formulation for finite lattice spacing may be much heavier than pseudo Goldstone pion $\overline{(\gamma_5 - \gamma_5)}$ and that its mass may have a scaling violation term of order a to make matters worse. How large is the scaling violation of ⁰ mass as a function of quark mass?

other possibility: Is there something else related to the systematics of the non-degenerate quark masses on the lattice?

One important thing is that this dependence on quark mass difference amplifies the enhanced chiral logarithms rather than reducing them. We see this in Figure 15, 16 and 17.

B_A and B_V are plotted in Figure 18, together with B_K with respect to the average quark masses. One can notice that all these divergences related to both (partially) quenched chiral logarithms (if present) and enhanced chiral logarithms (present in B_{A1} , B_{A2} , B_{V1} and B_{V2}) are canceled out in B_K which is finite in the chiral limit.

6.4 Comparison with Earlier Work

We now compare our numerical results of B_K with those of other groups as well as comparing our results at $\beta = 5.7$ (full QCD with $N_f = 2$) with the results at $\beta = 6.0$ (Quenched QCD). There have been two groups to calculate B_K at $\beta = 5.7$ with staggered fermions in full QCD. Kikup [15] has calculated the unrenormalized (naïve) B_K at $\beta = 5.7$ ($16^3 \times 32$, full QCD with two dynamical flavors of a mass $m_{sea}a = 0.01, 0.015, 0.025$). The lattice scale was $a^{-1} = 1.9 - 2.0$ GeV. The number of independent configurations was 50 and B_K measurements were done twice in different locations on the lattice for each individual

$m_{\text{valence}}a$	Naive B_K			
	this work (JN)	this work (BS)	K ilcup	Ukawa et al.
0.01	0.600 (27)	0.595 (22)	0.658 (18)	0.69 (2)
0.02	0.709 (25)	0.727 (24)	0.771 (11)	0.75 (1)
0.03	0.768 (23)	0.791 (21)	0.818 (09)	0.79 (1)

Table 6: We compare our numerical results for naive B_K (cubic wall source, two spin trace form) with those of other groups (K ilcup and Ukawa et al.). $\beta = 5.7$. $m_{\text{sea}}a = 0.01$. JN implies that the errors are obtained through single-elimination jack-knife method. BS means that the data is analyzed by covariance fitting on the bootstrap ensembles.

configuration, to make the total number of configurations equivalent to 100. Quark wall propagators were fixed in Landau gauge, and periodic boundary conditions in space and Dirichlet boundary conditions in the time direction were imposed. Ukawa et al. [19, 20]

$m_{\text{valence}}a$	B_{A1}		B_{A2}	
	this work	K ilcup	this work	K ilcup
0.01	1.210 (64)	1.225 (60)	1.053 (46)	1.155 (24)
0.02	0.565 (23)	0.575 (15)	0.860 (30)	0.932 (13)
0.03	0.407 (14)	0.418 (7)	0.812 (24)	0.866 (10)

Table 7: We compare our numerical results of B_{A1} and B_{A2} (cubic wall source, two spin trace form) with those of K ilcup. $\beta = 5.7$. $m_{\text{sea}}a = 0.01$. The errors are estimated through the standard jack-knife procedure.

$m_{\text{valence}}a$	B_{V1}		B_{V2}	
	this work	K ilcup	this work	K ilcup
0.01	-1.389 (73)	-1.455 (65)	-0.273 (17)	-0.268 (21)
0.02	-0.638 (26)	-0.664 (21)	-0.0786 (52)	-0.0713 (53)
0.03	-0.417 (15)	-0.435 (12)	-0.0342 (22)	-0.0302 (21)

Table 8: We compare our numerical results of B_{V1} and B_{V2} (cubic wall source, two spin trace form) with those of K ilcup. $\beta = 5.7$. $m_{\text{sea}}a = 0.01$. The errors are estimated through the standard jack-knife procedure.

studied B_K at $\beta = 5.7$ on a lattice of size $20^3 \times 20$ (duplicated in the time direction) with two flavors of dynamical staggered quarks of mass $m_{\text{sea}}a = 0.01$. The lattice scale was $a = 0.085 - 0.09$ fm ($a^{-1} = 2.2 - 2.4$ GeV). Both Landau gauge operators and gauge-invariant operators were used. Quark propagators were calculated with Dirichlet (periodic) boundary condition in the time (space) direction.

The differences between our numerical simulation and those of other groups' are the lattice size, the boundary conditions on the quark propagators in the time direction and

$m_{\text{valence } a}$	Naive B_K				
	full QCD ($N_f = 2$)		quenched QCD		
	this work (JN)	this work (BS)	Sharpe et al.	Kikup	Ukawa et al.
0.01	0.600 (27)	0.595 (22)	0.68 (2)	0.697 (29)	0.69 (2)
0.02	0.709 (25)	0.727 (24)	0.73 (1)	0.749 (16)	0.74 (1)
0.03	0.768 (23)	0.791 (21)	0.78 (1)	0.777 (13)	0.78 (1)

Table 9: The full QCD calculation of naive (unrenormalized) B_K (cubic wall source, two spin trace form) is compared with that of quenched QCD (Sharpe et al., Kikup and the Ukawa et al. group). JN means that the errors are estimated through the standard jack-knife procedure. BS means that the data is analyzed by covariance fitting on the bootstrap ensembles.

the color summation over the meson wall sources. We are not summing the three values of the color index for the meson wall sources on the individual configuration sample. Instead, we choose a different color index for the meson wall sources in each measurement (in other words, color indices of meson wall sources are spread over the configuration samples with equal statistical weight instead of being summed on each configuration sample). The B_K results of this work, Kikup and Ukawa et al. are summarized in Table 6. The B_{A1}, B_{A2}, B_{V1} and B_{V2} of this work and Kikup [39] are compared in Tables 7 and 8. We believe that the differences in Tables 6, 7 and 8 can be reasonably explained by the different lattice size, the boundary conditions on the quark propagators, color summation of the meson wall source, poor statistics, the uncertainties in the lattice spacing, etc.. Hence, we conclude that all the measurements in Tables 6, 7 and 8 are consistent with one another.

It is also important to compare the results of full QCD ($N_f = 2$) with those of quenched QCD. There have been three groups to calculate B_K at $\beta = 6.0$ ($a^{-1} = 2.0 - 2.1$ GeV) in quenched QCD. This corresponds to $\beta = 5.7$ in full QCD. The results of this work (full QCD, $\beta = 5.7, 16^3 - 40$), Sharpe et al. [13, 18] (quenched QCD, $\beta = 6.0, 24^3 - 40$), Kikup [15, 18] (quenched QCD, $\beta = 6.0, 16^3 - 40$) and Ukawa et al. [19, 20] (quenched QCD, $\beta = 6.0, 24^3 - 40$) are compared in Table 9. From Table 9, we conclude that the dependence of B_K on m_{sea} is too weak to detect in our numerical simulations (in other words, the effect of quenched approximation is less than 15 % in B_K measurements). This has been predicted by the quenched chiral perturbation theory in the limit of $m_s \rightarrow m_d$ [10, 23].

6.5 Fitting Procedures for B_K

B_K describes $K^0 - \bar{K}^0$ mixing at the energy scale of about 500 MeV (i.e. in the low energy limit of QCD dynamics). It is not known how to calculate the dependence of B_K on the valence quark mass directly from the QCD Lagrangian. For this reason we adopt the chiral effective Lagrangian (equivalent to current algebra), which is valid in the energy region below the meson mass. This chiral effective lagrangian is not a cure-all solution to the low energy dynamics of QCD. However, it gives us a reasonable guide to understand the leading chiral behavior of QCD. We will now use the predictions of the chiral effective Lagrangian

to interpolate between our B_K results to make a B_K prediction for physical quark masses.

The corrections from chiral perturbation theory to M_K in full QCD were calculated in Ref. [23, 35, 36, 37]. The results of that calculation [23] ($m_u = m_d \neq m_s$) in full QCD were

$$\begin{aligned}
B_K^{\text{full QCD}} &= B_1 + I_2(m_K) \left[\frac{1}{4} \frac{5m_d + 7m_s}{m_d + m_s} I_1(m) \right. \\
&\quad \left. + \frac{1}{4} \frac{3m_d + m_s}{m_d + m_s} I_1(m) + O(m_K^4 \ln^2(m_K^2)) \right] \\
&= B_1 \left(3 + \frac{1}{3} \right) \frac{m_K^2}{(4f)^2} \ln \frac{m_K^2}{(4f)^2} \\
&\quad + c_1 \frac{m_K^2}{(4f)^2} + c_2 \frac{m_K^2}{(4f)^2} + O(m_K^4)
\end{aligned} \tag{57}$$

where α is defined as

$$\alpha = \frac{m_s - m_d}{m_s + m_d} \tag{58}$$

c_1, c_2 are unknown coefficients, but can be determined by numerical simulation on the lattice. The results from quenched chiral perturbation theory [23] ($m_u = m_d \neq m_s$) are

$$\begin{aligned}
B_K^{\text{quenched}} &= B_1 + I_2(m_K) \left[\frac{3m_d + m_s}{2m_d + 2m_s} I_1(m_{dd}) \right. \\
&\quad \left. + \frac{m_d + 3m_s}{2m_d + 2m_s} I_1(m_{ss}) + \frac{2}{2} \ln \frac{1}{1+\alpha} + 2 \right. \\
&\quad \left. + O(m_K^4 \ln^2(m_K^2)) \right] \\
&= B_1 \left(3 + \alpha^2 \right) \frac{m_K^2}{(4f)^2} \ln \frac{m_K^2}{(4f)^2} \\
&\quad + c_1^0 \frac{m_K^2}{(4f)^2} + c_2^0 \frac{m_K^2}{(4f)^2} \\
&\quad + \frac{2}{2} \ln \frac{1}{1+\alpha} + 2 + O(m_K^4 \ln^2(m_K^2))
\end{aligned} \tag{59}$$

where quenched chiral perturbation [23] predicts

$$\frac{Am_0^2}{N(4f)^2} = 0.2 \tag{60}$$

c_1^0 and c_2^0 are unknown coefficients. The term proportional to α^2 is a contribution of 0 loops appearing in quenched QCD, which are absent in full QCD. Because of this term, B_K^{quenched} has a singular branch point at $\alpha = 1$. Note, $B_K^{\text{full QCD}}$ does not have any singular branch point. Equations (57) and (59) are the theoretical predictions for B_K as a function of the light quark masses.

Let us choose our fitting function on the basis of the predictions of (quenched) chiral perturbation theory in Eq. (57) and (59). Parts of our numerical simulation of B_K are

classified in the category of partially quenched QCD ($N_f = 2$ but $m_{\text{sea}} \neq m_{\text{valence}}$). We notice that the coefficients of those terms proportional to $^2 m_K^2 \ln(m_K^2)$ in Eqn. (57) and Eqn. (59) are different from each other, which implies that the coefficient of these terms should be determined by our numerical data.

We have tried a linear fitting function ($B_K(m_q) = \alpha_1 + \alpha_2 m_q a$) even though the linear term is a next to leading order correction from the chiral perturbation (as can be seen in Eqn. (57) and (59)). The $\chi^2/(\text{d.o.f.})$ for the linear covariance fitting on the jack-knifed ensembles of B_K data calculated in the two spin trace form with the cubic wall source method is 17.2(37). This implies that the fitting is poor and that we need an additional term (e.g. $m_q a \ln(m_q a)$) to fit the data.

Hence, we choose the first fitting function as

$$B_K(m_q) = \alpha_1 + \alpha_2 m_q a \ln(m_q a) + \alpha_3 m_q a : \quad (61)$$

where α_i ($i = 1; 2; 3$) are unknown coefficients to be determined and $m_q a = \frac{1}{2}(m_s + m_d)$. In this first fitting function, we neglected the effect of non-degenerate quark mass pairs (i.e. terms proportional to 2 are neglected). From the chiral perturbation theory Eqn. (57) and (59), the predicted value of the ratio $r_2 = r_1$ is

$$\frac{r_2}{r_1} = (3 + \epsilon) \frac{2}{(4 - f a)^2} ; \quad (62)$$

where $0 < \epsilon < 1$. Using our lattice QCD simulation results for ($\epsilon = 2.3a^{-1}$), the ratio $r_2 = r_1$ is written in terms of poorly known quantity ϵ :

$$\frac{r_2}{r_1} = 40 + 13 \epsilon : \quad (63)$$

Using the value of K meson mass and strange quark mass in the particle data book ($m_s = 100 - 300 \text{ MeV}$ and $m_s = m_d = 25$), one can also obtain the ratio $r_2 = r_1$

$$\frac{r_2}{r_1} = (7.0 - 2.3) + (2.3 - 7.6) \epsilon ; \quad (64)$$

in terms of a poorly known quantity ϵ , where the range of values is chosen to reflect the large uncertainty in the chiral perturbation theory prediction. The B_K results of the above 3 parameter covariance fitting on the bootstrap ensembles are summarized in Table 10 (un-renormalized) and 11 (tadpole-improved renormalized). From Table 10 and 11, we observe that the renormalization with tadpole improvements makes $B_K(m_q)$ in agreement between the one spin trace form and the two spin trace form once they are obtained with the same source method and covariance-fitted in the same range. The covariance fitting results for the ratio $r_2 = r_1$ were not consistent among the various measurements, mainly because the 3 parameters have a wide domain to fit the 7 B_K data points as a function of the average quark mass. This gave us a motivation for the second fitting trial function, which will have only two parameters.

Our second fitting trial function is chosen such that the ratio $r_1 = r_2$ is fixed to the case of the degenerate quark anti-quark pair ($\epsilon = 0$). The reason is that this ratio is universal for the degenerate quark pair regardless of quenched approximation and that our values are

small enough to take into consideration later as a perturbative expansion parameter. The second fitting trial function is

$$B_K(m_K) = \alpha_1 + \alpha_2 \left[3 \frac{m_K^2}{(4f)^2} \ln \frac{m_K^2}{(4f)^2} + \frac{m_K^2}{(4f)^2} \right]; \quad (65)$$

where α_i ($i = 1; 2$) are unknown coefficients. We take the effective mass (m_K) of f_K (h_0) $A \rightarrow K^0 \pi$ measurements in Table 4 as a definition of m_K in Eq. (65). In this second fitting trial function, we set the coefficient of the leading term in the chiral perturbation expansion to the theoretically expected value in Eq. (57, 59) and also we again neglect the effect of non-degenerate quark mass pairs. When we set $a^3 = 1.8 \text{ GeV}$ from the meson mass and choose $f = 93 \text{ MeV}$, the covariance fitting results for the two spin trace form (cubic wall source) are summarized in Table 12 and 13. From Table 12 and 13, we notice that the fitting results for the tadpole-improved renormalized B_K in various types of the measurements are in good agreement with one another, while the fitting results for the unrenormalized B_K are not consistent between the one spin trace form and the two spin trace form.

Let us discuss how we can detect the effect of non-degenerate quark anti-quark pairs on B_K (i.e. the dependence of B_K on δ). The strategy is the following. First, we divide the numerical data in two parts: one part (we call this the degenerate part) contains only the numerical data for degenerate quark mass pairs $f(0.01, 0.01)$, $(0.02, 0.02)$, $(0.03, 0.03)$ g and the other part (the non-degenerate part) contains only the data for non-degenerate quark mass pairs $f(0.004, 0.01)$, $(0.004, 0.02)$, $(0.004, 0.05)$, $(0.01, 0.03)$ g. Next, we fit the degenerate part to the second trial function in Eqn. (65) which are supposed to be exact for the degenerate quark mass pairs up to the given order in the chiral perturbative expansion. For the degenerate part,

$$B_K^{\text{degenerate}}(m_K) = \alpha_1 + \alpha_2 \left[3 \frac{m_K^2}{(4f)^2} \ln \frac{m_K^2}{(4f)^2} + \frac{m_K^2}{(4f)^2} \right]; \quad (66)$$

Now we define a function which represents the effect of non-degenerate quark mass pairs:

$$B_K(m_K) = \frac{B_K(m_K; \delta) - B_K^{\text{degenerate}}(m_K)}{2} \quad (67)$$

where $B_K(m_K; \delta)$ are our numerical data with non-vanishing $\delta^2 = (m_s - m_d)^2 = (m_s + m_d)^2$ and $B_K^{\text{degenerate}}(m_K)$ represents the fitting function for the degenerate part, given in Eq. (66). Finally, we try to find a functional form, if possible, to fit $B_K(m_K)$ numerical data to. In Figure 19 (two spin trace form, cubic wall source), Figure 20 (two spin trace form, even-odd wall source) and Figure 21 (one spin trace form, even-odd wall source), we plot B_K with respect to the average quark mass, only for the non-degenerate quark anti-quark pairs. As you can see in the figures, it is hard to find a functional form which can explain all of the data. From these figures, we notice that the dependence of B_K on δ^2 is extremely small (especially in the domain near the physical K meson mass). Hence, we conclude that we could not detect any significant effect of non-degenerate quark mass pairs on B_K within the precision of our numerical study.

As a conclusion to this section, let us present our best value of B_K . Since the data of the cubic wall source method has better statistics than that of the even-odd wall source method,

Trace Form (Source)	1	2	3	$\chi^2/\text{d.o.f.}$	$B_K(m_q)$
2TR (Cubic)	0.336(65)	-11.2(33)	-24.1(93)	1.05	6.600(21)
2TR (Even-Odd)	0.346(89)	-10.1(39)	-21.9(112)	1.87	6.375(29)
1TR (Even-Odd)	0.477(119)	-9.35(482)	-21.9(137)	0.47	7.270(30)

Table 10: Covariance fitting of unrenormalized B_K with 3 parameters: Here 2TR and 1TR represent the two spin trace form and the one spin trace form respectively. Cubic and Even-Odd imply the cubic wall source and the even-odd wall source respectively and $B_K(m_q)$ means interpolation to the physical quark mass.

Trace Form (Source)	1	2	3	$\chi^2/\text{d.o.f.}$	$B_K(m_q)$
2TR (Cubic)	0.372(62)	-9.83(32)	-21.6(95)	1.06	0.655(21)
2TR (Even-Odd)	0.416(86)	-7.43(37)	-15.9(102)	2.03	0.636(28)
1TR (Even-Odd)	0.408(112)	-8.30(480)	-19.2(122)	0.52	0.633(27)

Table 11: Covariance fitting of tadpole-improved renormalized B_K with 3 parameters at the scale of $\bar{m}_q = a$: Here 2TR and 1TR represent the two spin trace form and the one spin trace form respectively. Cubic and Even-Odd imply the cubic wall source and the even-odd wall source respectively and $B_K(m_q)$ means interpolation to the physical quark mass.

Trace Form (Source)	1	2	$\chi^2/\text{d.o.f.}$	$B_K(m_K)$
2TR (Cubic)	0.293(14)	0.397(66)	0.897	0.638(21)
2TR (Even-Odd)	0.289(21)	0.334(82)	1.53	0.619(28)
1TR (Even-Odd)	0.346(24)	0.191(84)	0.70	0.702(35)

Table 12: Covariance fitting of unrenormalized B_K with 2 parameters: Here 2TR and 1TR represent the two spin trace form and the one spin trace form respectively. Cubic and Even-Odd imply the cubic wall source and the even-odd wall source respectively and $B_K(m_K)$ means interpolation to the physical K meson mass.

Trace Form (Source)	1	2	$\chi^2/\text{d.o.f.}$	$B_K(m_K)$
2TR (Cubic)	0.301(14)	0.300(67)	0.89	0.636(21)
2TR (Even-Odd)	0.297(21)	0.255(83)	1.83	0.619(28)
1TR (Even-Odd)	0.300(21)	0.184(81)	0.47	0.612(29)

Table 13: Covariance fitting of tadpole-improved renormalized B_K with 2 parameters at the scale of $\bar{m}_q = a$: Here 2TR and 1TR represent the two spin trace form and the one spin trace form respectively. Cubic and Even-Odd imply the cubic wall source and the even-odd wall source respectively and $B_K(m_K)$ means interpolation to the physical K meson mass.

we shall quote the covariance fitting results of the cubic wall source data as our best value. For the second trial function, the uncertainty in the lattice scale a and the decay constant f_K produces uncertainty in $B_K(m_K)$ of the same order of magnitude as the statistical uncertainty, while covariance fitting to the first trial function is not as much sensitive to the lattice scale a and the decay constant f_K . Hence, we choose the results of the covariance fitting to the first fitting trial function with three parameters on the bootstrap ensembles as our best value. Interpolated from the first fitting trial function, the physical results are

$$\begin{aligned} \text{unrenormalized } B_K(m_K) &= 0.660(21) \\ \text{renormalized (NDR)} B_K(m_K; \mu = \frac{1}{a}) &= 0.655(21); \end{aligned} \quad (68)$$

where NDR implies naive dimensional regularization scheme and the errors represent purely statistical uncertainty. Here the physical results imply the B_K values for the physical kaon mass ($m_K = 497.7 \text{ MeV}$). Here, we have completely neglected the systematic errors related to the scale (a) uncertainty, the coupling (g_{MS}^2) uncertainty, the contamination from the unwanted operator mixing, and the contamination from unwanted hadronic states which can couple to the operators used. We also could not control finite volume effects, finite temperature effects, or finite lattice spacing effects.

7 Conclusion

Here, we summarize what we have learned through the numerical simulation of B_K and what needs further investigation in the future.

The results for B_K from the improved wall source (cubic wall source) were in good agreement with those of the conventional even-odd wall source. It is shown that the cubic wall source suppresses the contamination from the wrong flavor channels efficiently. However, the cubic wall source takes four times more computational time than the even-odd wall source. In the limit of $a \rightarrow 0$, the SU(4) flavor symmetry is supposed to be recovered and so there will be a serious contamination from pseudo Goldstone pions with various flavor structures and the various mesons. The cubic wall source is quite promising in the weak coupling region to exclude the contamination from unwanted hadronic eigenstates.

We can transcribe the continuum $S = 2$ operator to the lattice with staggered fermions in two different ways. Theoretically, both formalisms of operator transcription must be equivalent to each other in the limit $a \rightarrow 0$. The numerical results in the one spin trace formalism were consistent with those in the two spin trace formalism after the proper renormalization (with either tadpole or $\overline{\text{MS}}$ improvement). We have learned how important the proper renormalization is, as well as the careful choice of the coupling constant for the perturbative expansion.

We have tried to understand the effects of the non-degenerate quark masses on B_K and the individual components making up B_K . The effects of the non-degenerate quark anti-quark pairs on B_K were too small to observe within the precision of our numerical simulation (especially near the region of physical K meson mass). Why this effect is so small needs more careful theoretical investigation. Chiral perturbation theory suggests that B_{A1} (axial part of B_K with one color loop) is the best observable to detect the enhanced chiral logarithms

which are not expected to be a function of quark mass difference. We observed an additional divergence which depends on the quark mass difference. This additional divergence needs more thorough investigation and understanding. We wonder whether partially quenched chiral perturbation can explain this additional divergence, or how much finite volume effects on B_{A1} depend on the lightest mass of the non-degenerate quark anti-quark pair. Qualitatively, chiral perturbation theory is consistent with our numerical work. However, more theoretical research on the (partially) quenched chiral perturbation and its quenched chiral logarithms is necessary to see whether the (partially) quenched chiral perturbation can explain the effects of the non-degenerate quark antiquark pairs on B_K and its individual components.

We could not observe any dynamical fermion effect on B_K . It is difficult to understand why internal fermion loops are so unimportant for B_K , since the Dirac eigenvalue spectrum of quarks is supposed to be completely different between quenched QCD and full QCD. This also needs further theoretical understanding.

Through the numerical study of B_K in this paper, we have learned that the cubic source method is promising for the weak coupling simulation and that the one spin trace formalism is consistent with the two spin trace formalism. It is true that lattice QCD results for B_K are more solid and believable after this work. However, it is also true that there are many details which need more thorough investigation and understanding.

8 Acknowledgement

One of the authors (W. Lee) is indebted a lot to Norman H. Christ. This work could not have been done without his consistent help and encouragement. Helpful discussion with Robert D. Mawhinney at the early stage of this work is acknowledged with gratitude. One of the authors (W. Lee) would like to express his sincere gratitude to Donald Weingarten at IBM T.J. Watson Research Center for his superb lecture of bootstrap analysis. One of the authors (W. Lee) would like to thank Gregory Kilcup for his kind help in many ways during his visit to Columbia University. Helpful discussion with Stephen Sharpe and A. Ukawa during Santa Fe workshop is acknowledged with sincere gratitude. We would like to thank Zhihua Dong for his kind help in gauge fixing programming. Helpful conversation with Shailesh Chandrasekharan, Dong Chen, and Decai Zhu is acknowledged with gratitude.

References

- [1] Andrzej J. Buras and Michaela K. Harlander, A Top Quark Story: Quark Mixing, CP Violation, and Rare Decays in the Standard Model appears in Heavy Flavors, edited by A. J. Buras and M. Linder (World Scientific, Singapore, 1992).
- [2] K. Kleinknecht, CP Violation in the $K^0 - \bar{K}^0$ System appears in CP VIOLATION, edited by C. Jarlskog (World Scientific, Singapore, 1989).
- [3] M. Wise, CALT-68-1518, Lectures delivered at Banff Summer Institute on Particle and Fields, Banff, Canada, Aug. 14-27 1988, p. 124.
- [4] E. A. Paschos and U. Türke, Phys. Rep. 178, 145 (1989).
- [5] M. K. Gaillard and B. Lee, Phys. Rev. D 10, 897 (1974).
- [6] F. J. Gilman and M. B. Wise, Phys. Rev. D 27 1128 (1983).
- [7] F. J. Gilman and M. B. Wise, Phys. Rev. D 20 2393 (1979).
- [8] A. J. Buras, M. Jamin and P. H. Weisz, Nucl. Phys. B 347 491 (1990).
- [9] S. R. Sharpe, A. Patel, R. Gupta, G. Guralnik and G. W. Kilcup, Nucl. Phys. B 286, 253 (1987).
- [10] Stephen R. Sharpe, Staggered Fermions on the Lattice and π , Kaon Decays with appear in Standard Model, Hadron Phenomenology and Weak Decays on the Lattice, DOE/ER/40614-5.
- [11] Woonjong Lee and Markus Klomfass, Phys. Rev. D 51, 6426 (1995).
- [12] S. Sharpe, Nucl. Phys. B (Proc. Suppl.) 26, 197 (1992); Nucl. Phys. B (Proc. Suppl.) 17, 146 (1990); Nucl. Phys. B (Proc. Suppl.) 7A, 255 (1989).
- [13] S. Sharpe, Nucl. Phys. B (Proc. Suppl.) 20, 429 (1991).
- [14] S. Sharpe, Nucl. Phys. B (Proc. Suppl.) 34, 403 (1993).
- [15] Gregory Kilcup, Phys. Rev. Lett. Vol. 71, 1677 (1993).
- [16] G. Kilcup, S. Sharpe, R. Gupta and A. Patel, Phys. Rev. Lett. Vol. 64, 25 (1990).
- [17] Gregory Kilcup, Nucl. Phys. B (Proc. Suppl.) 17, 533 (1990).
- [18] Gregory W. Kilcup, Stephen R. Sharpe, Rajan Gupta and Apoorva Patel, Phys. Rev. Lett. Vol. 64, 25 (1990).
- [19] N. Ishizuka, M. Fukugita, H. Mino, M. Okawa, Y. Shizawa and A. Ukawa, Phys. Rev. Lett. Vol. 71, 24 (1993).

- [20] N . Ishizuka, M . Fukugita, H . M ino, M . O kawa, Y . Shizawa and A . U kawa, Nucl. Phys. B (P roc. Suppl.) 30, 415 (1993).
- [21] W eon jŏng Lee and M arkus K lŏm fass, Nucl. Phys. B (P roc. Suppl) 47, 469 (1996); Nucl. Phys. B (P roc. Suppl) 42, 418 (1995).
- [22] M . Fukugita, N . Ishizuka, H M ino, M . O kawa, and A . U kawa, Phys. Rev. D 47, 4739 (1993).
- [23] Stephen R . Sharpe, Phys. Rev. D 46, 3146 (1992).
- [24] C laude W . Bernard and M aarten F L . G olterm an, Phys. Rev. D 46, 853 (1992).
- [25] C laude W . Bernard and M aarten F L . G olterm an, Phys. Rev. D 49, 486 (1994).
- [26] Ra jŏn G upta, G erald G uralnik, G regory W . K ilcup and Stephen R . Sharpe, Phys. Rev. D 43, 2003 (1991).
- [27] Frank R . B rown et al., Phys. Rev. Lett. Vol. 67, 1062 (1991).
- [28] S . G ottlieb et al., Phys. Rev. D 35, 2531 (1981).
- [29] A . Patel and S . R . Sharpe, Nucl. Phys. B 395, 701 (1993).
- [30] N . Ishizuka and Y . Shizawa, Phys. Rev. D 49, 3519 (1994).
- [31] S . R . Sharpe and A . Patel, Nucl. Phys. B 417, 307 (1994).
- [32] G . Parisi, in High Energy Physics{1980 (XX International Conference, M adison, W isconsin), Proceedings of the XX International Conference on High Energy Physics, edited by L . D urand and L G . Pondrom , A IP Conf. Proc. No. 68 (A IP, New York, 1981) 1531.
- [33] P . Lepage and P . M ackenzie, Phys. Rev. D 48, 2250 (1993).
- [34] W . Lee, Phys. Rev. D 49, 3563 (1994).
- [35] J . B ijens, H . Sonoda and M . W ise, Phys. Rev. Lett. 53, 2367 (1984).
- [36] J F . D onohue, E . G olow ich and B R . H olstein, Phys. Lett. B 119, 412 (1982).
- [37] W . Bardeen, A . Buras and J M . Gerard, Phys. Lett. B 221, 343 (1988).
- [38] P . Langacker and H . Pagels, Phys. Rev. D 8, 4595 (1973).
- [39] This data is provided to us through personal communication with G regory K ilcup. This is acknowledged with gratitude.

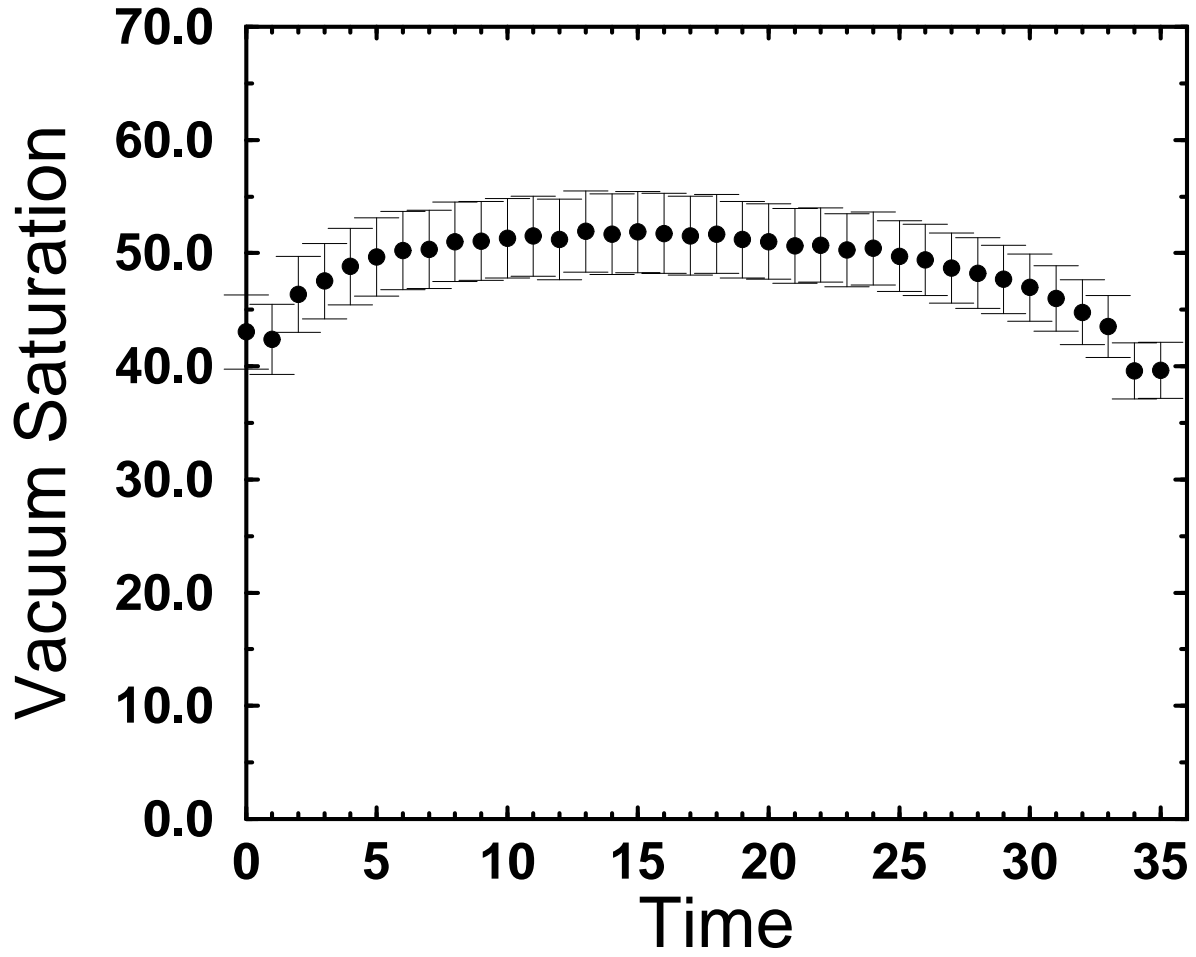


Figure 1: Vacuum saturation with respect to time. $m_d a = m_s a = 0.01$. Calculated with the even-odd source method in the two spin trace formalism.

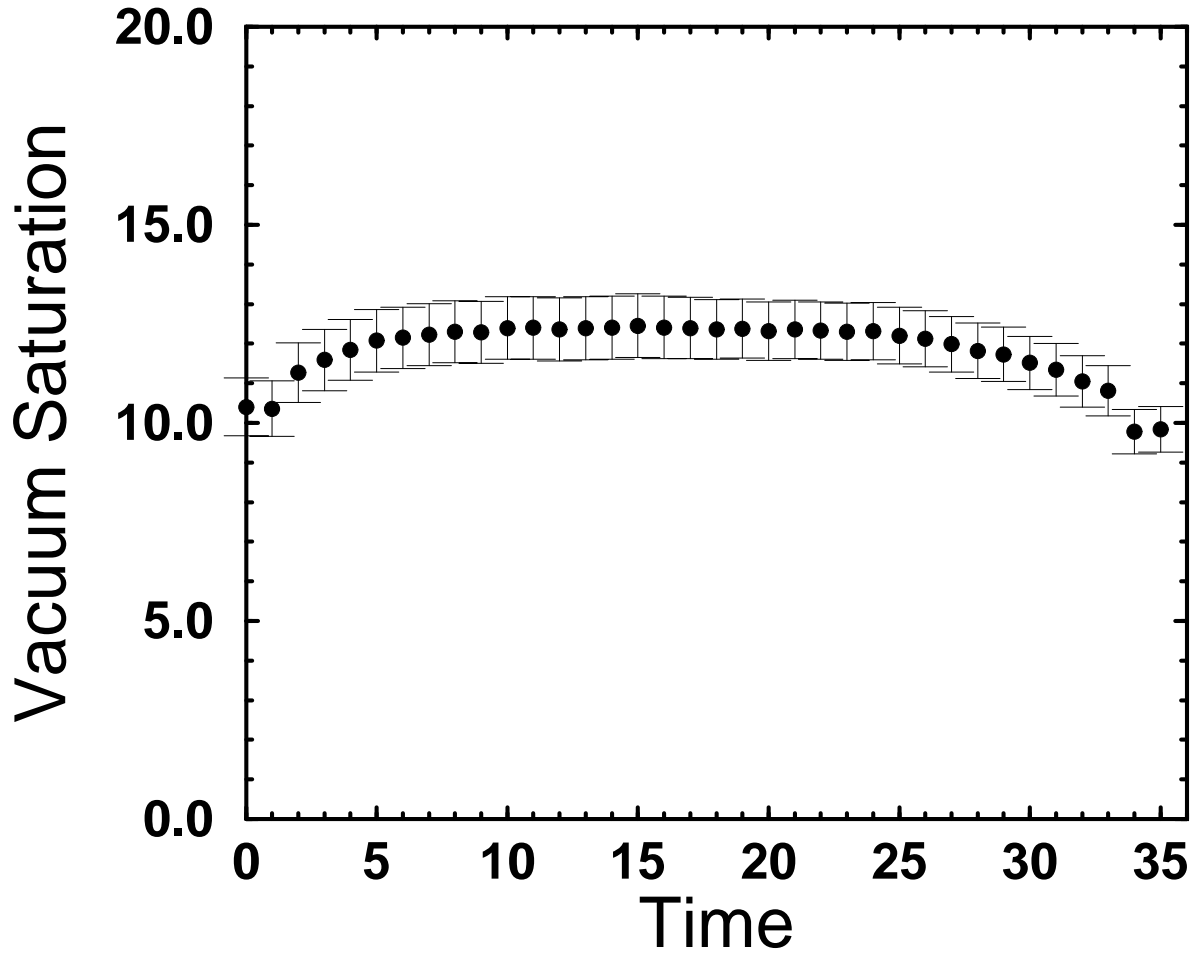


Figure 2: Vacuum saturation with respect to time. $m_d a = m_s a = 0.01$. Calculated with the cubic wall source method in the two spin trace formalism.

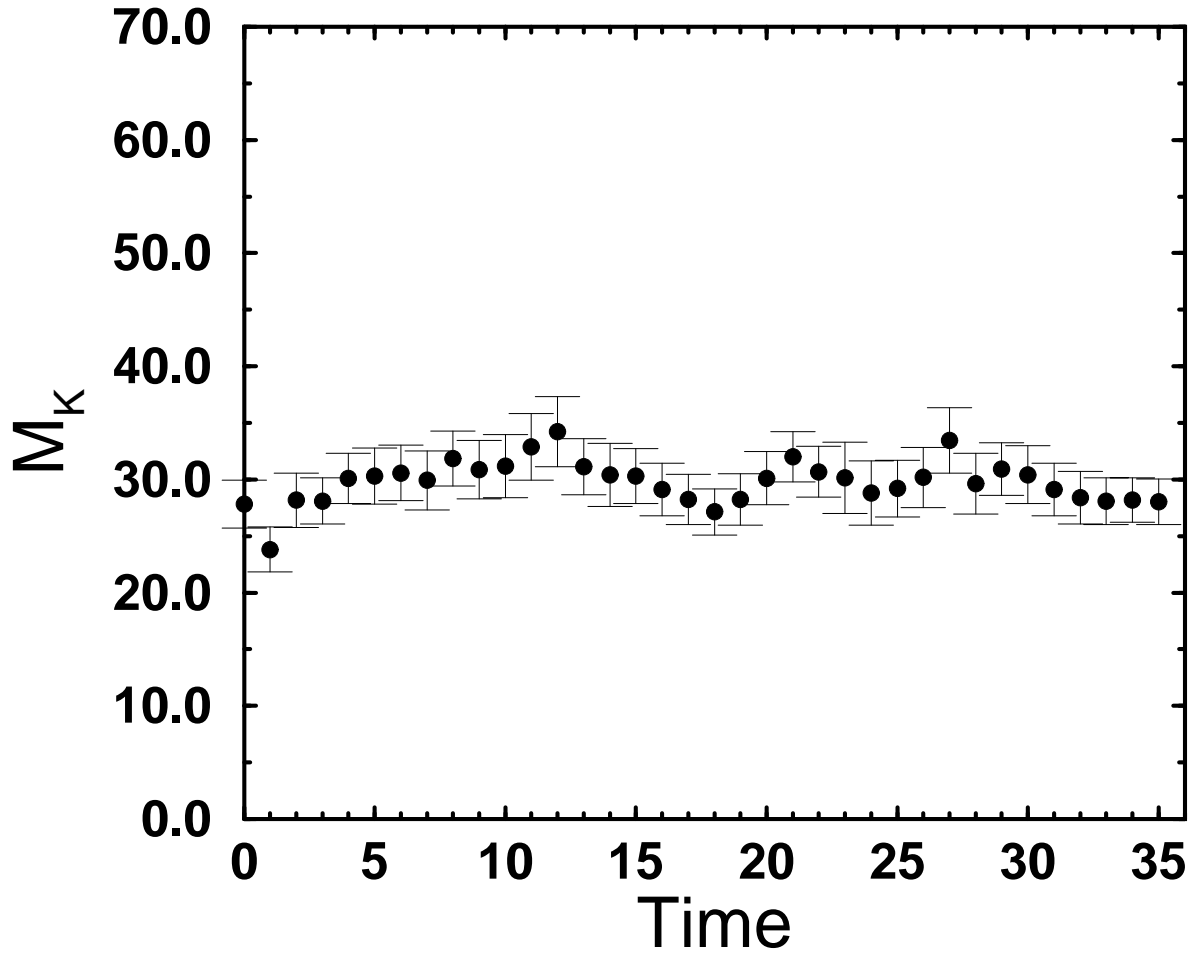


Figure 3: M_K with respect to time. $m_d a = m_s a = 0.01$. Calculated with the even-odd wall source method in the two spin trace formalism.

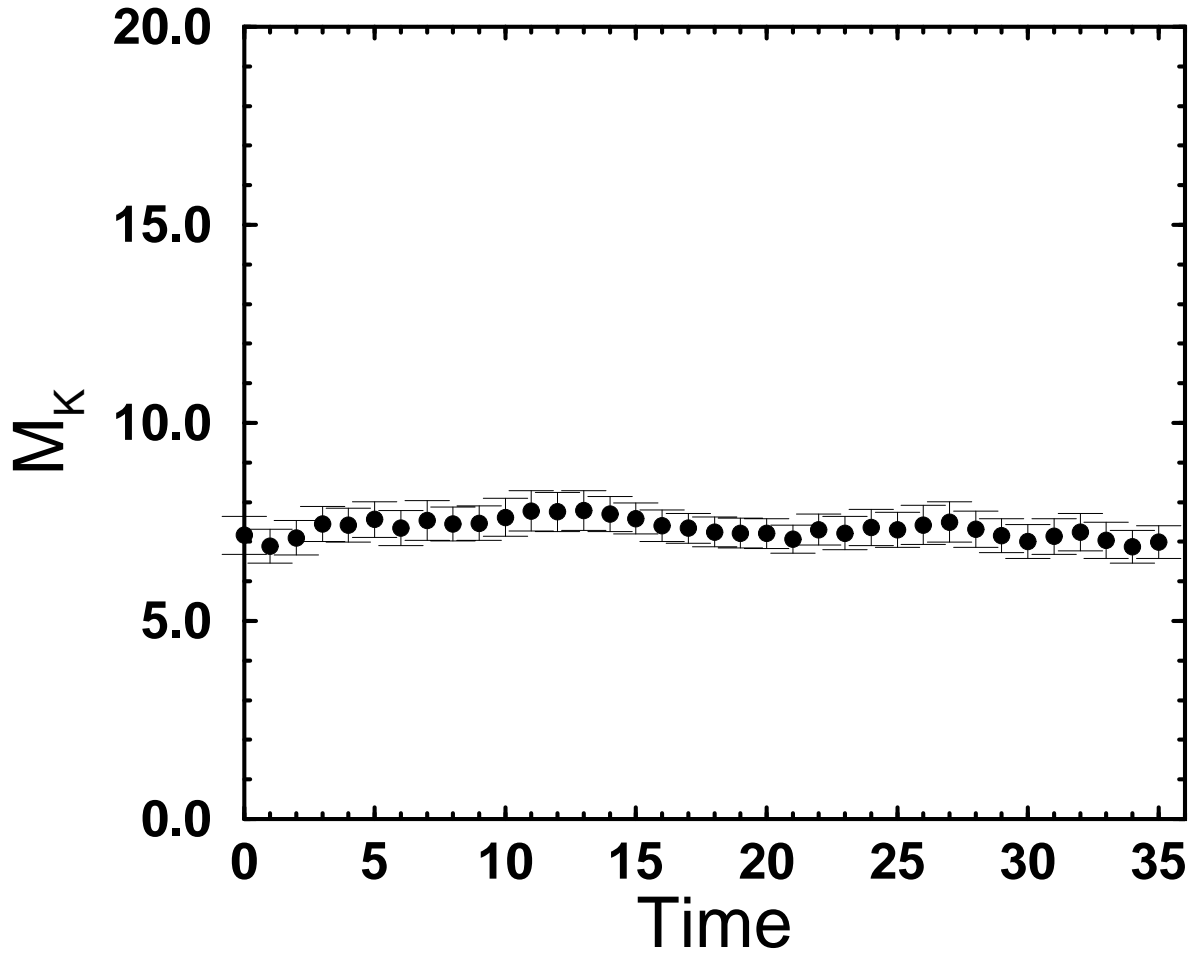


Figure 4: M_K with respect to time. $m_d a = m_s a = 0.01$. Calculated with the cubic wall source method in the two spin trace formalism.

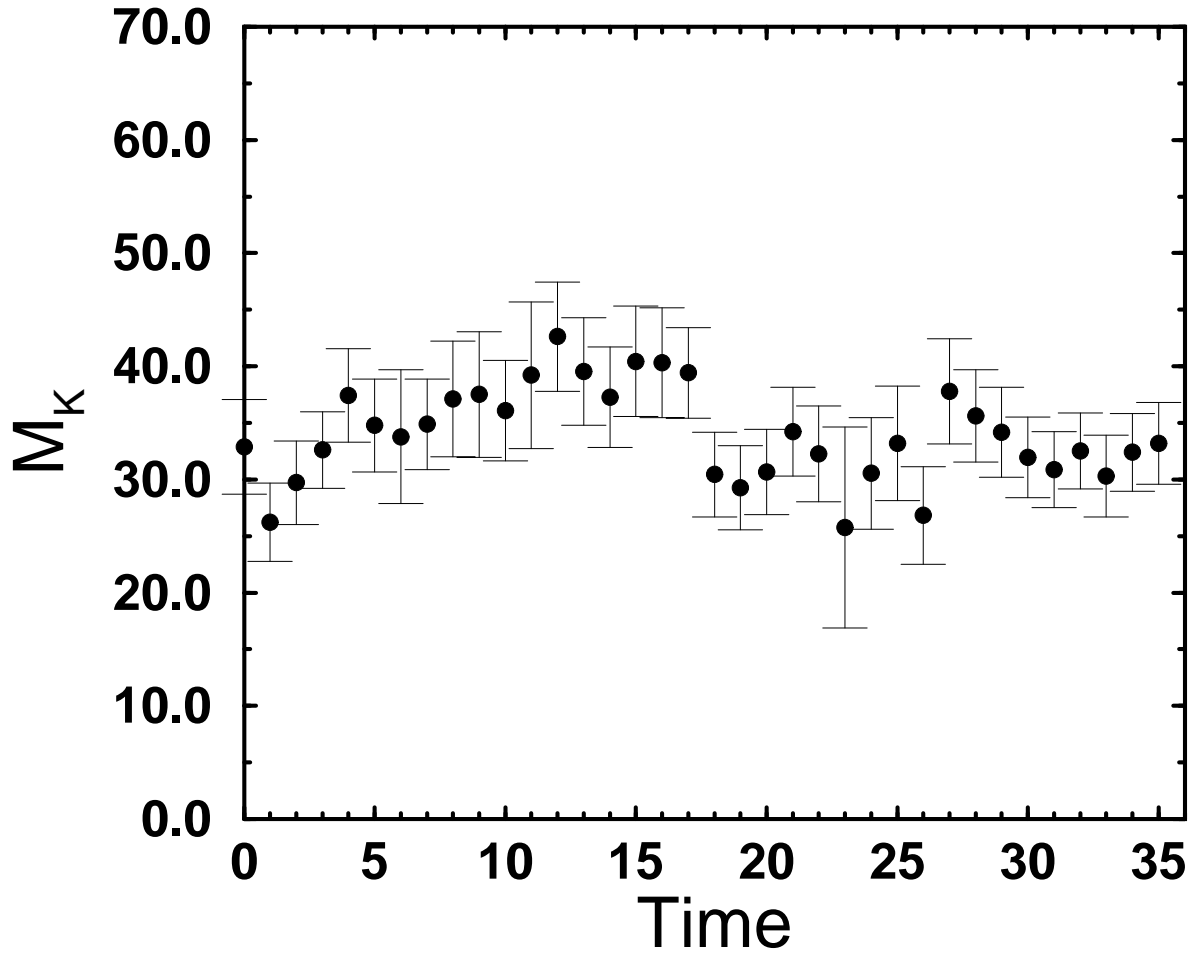


Figure 5: M_K with respect to time. $m_d a = m_s a = 0.01$. Calculated with the even-odd wall source method in the one spin trace formalism.

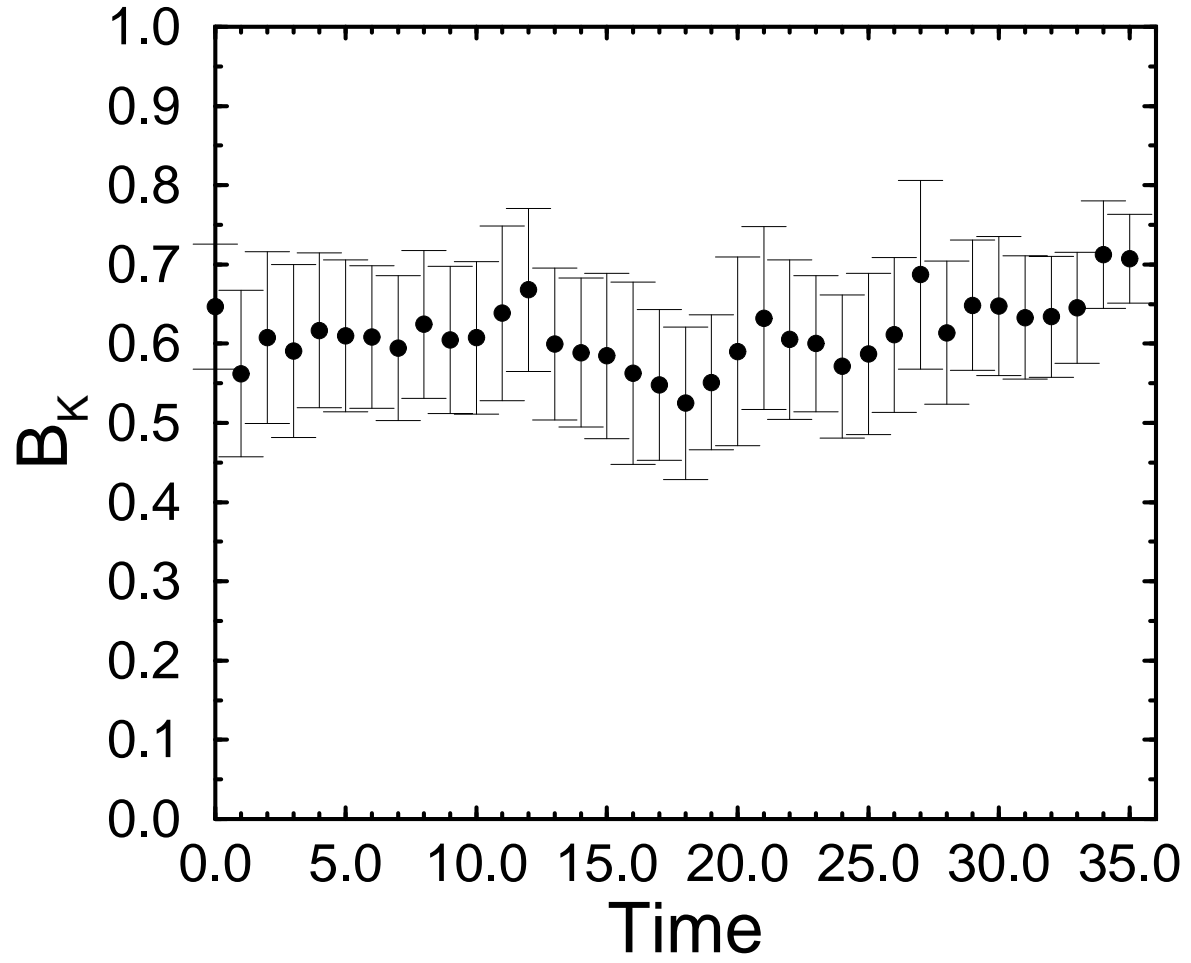


Figure 6: Unrenormalized B_K with respect to time. $m_d a = m_s a = 0.01$. Calculated with the even-odd wall source method in the two spin trace formalism.

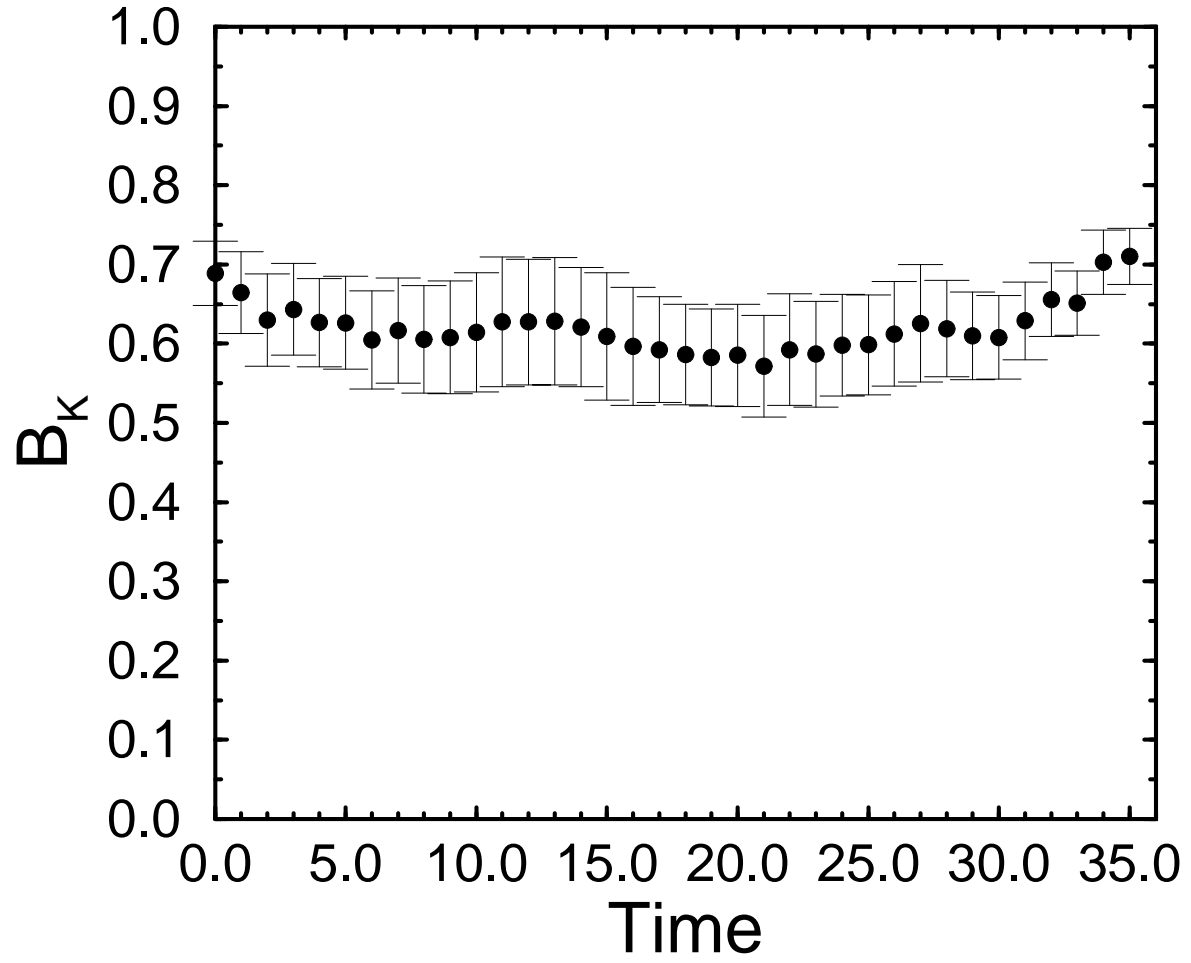


Figure 7: Unrenormalized B_K with respect to time. $m_d a = m_s a = 0.01$. Calculated with the cubic wall source method in the two spin trace formalism.

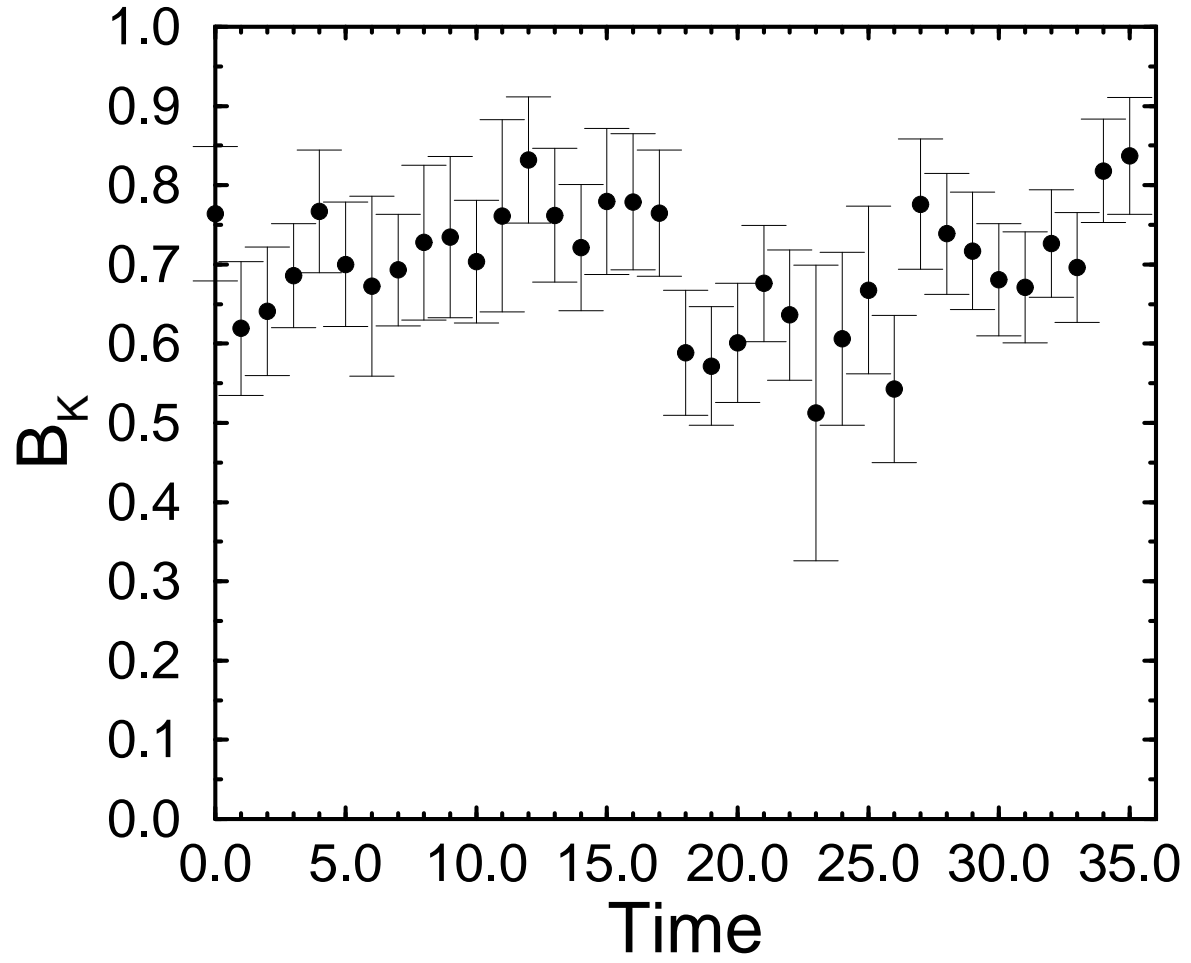


Figure 8: Unrenormalized B_K with respect to time. $m_d a = m_s a = 0.01$. Calculated with the even-odd wall source method in the one spin trace formalism.

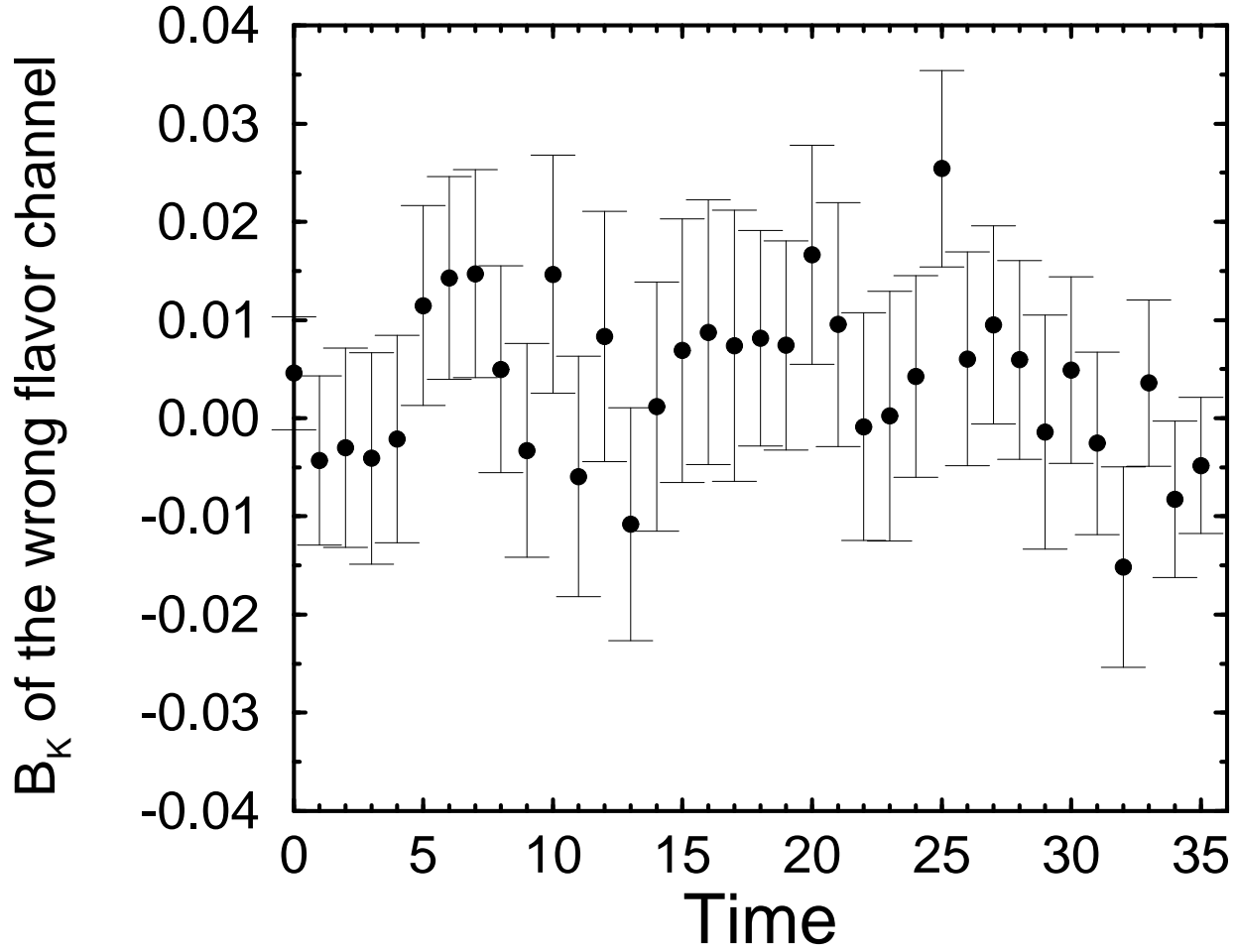


Figure 9: Unrenormalized B_K with the wrong flavor structure $((V + A) \gamma_5)^{2TR}$ with respect to time. $m_{da} = m_{sa} = 0.02$. Calculated with the even-odd wall source method in the two spin trace formalism.

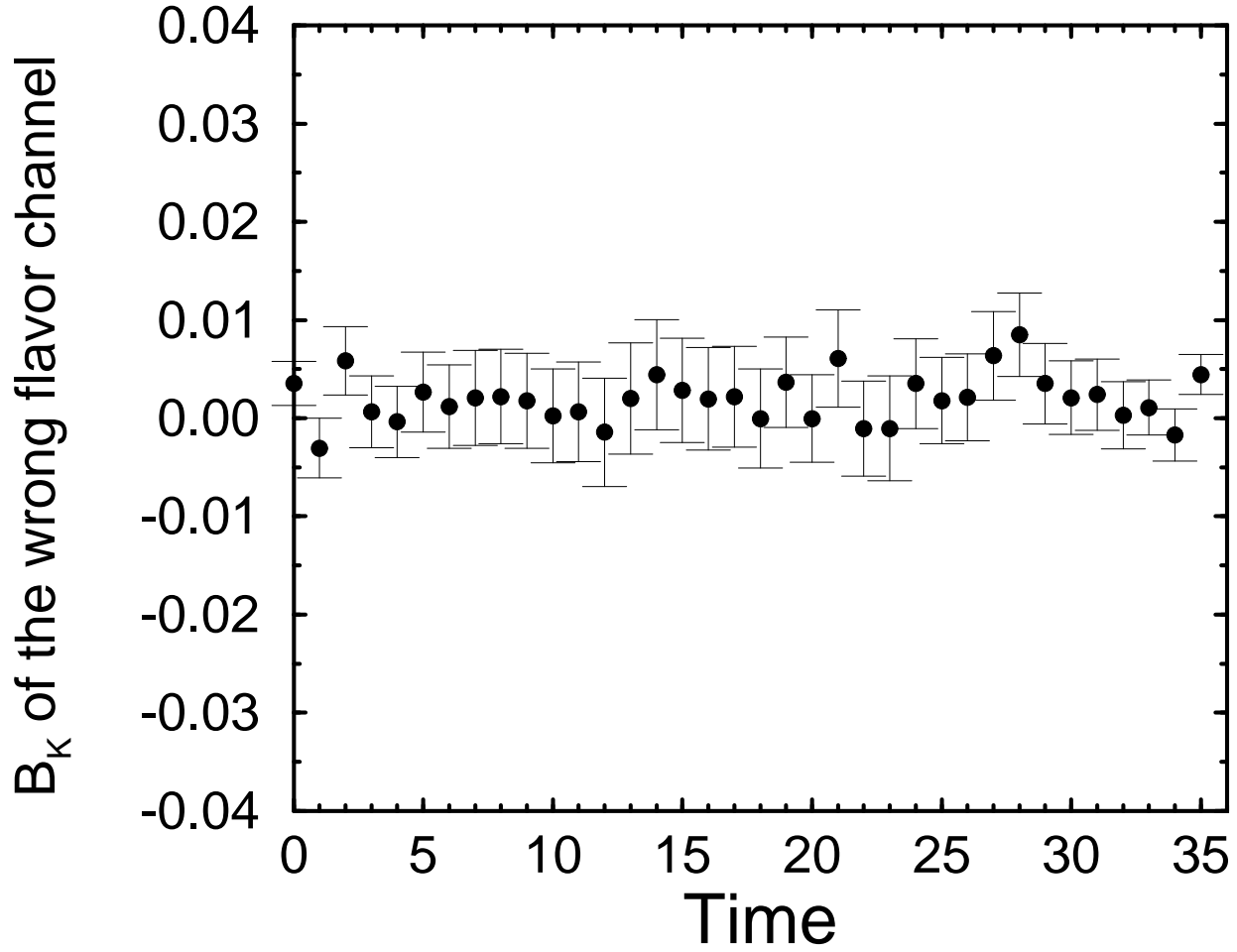


Figure 10: Unrenormalized B_K with the wrong flavor structure $((V + A) \gamma_5)^{2TR}$ with respect to time. $m_d a = m_s a = 0.02$. Calculated with the cubic wall source method in the two spin trace formalism.

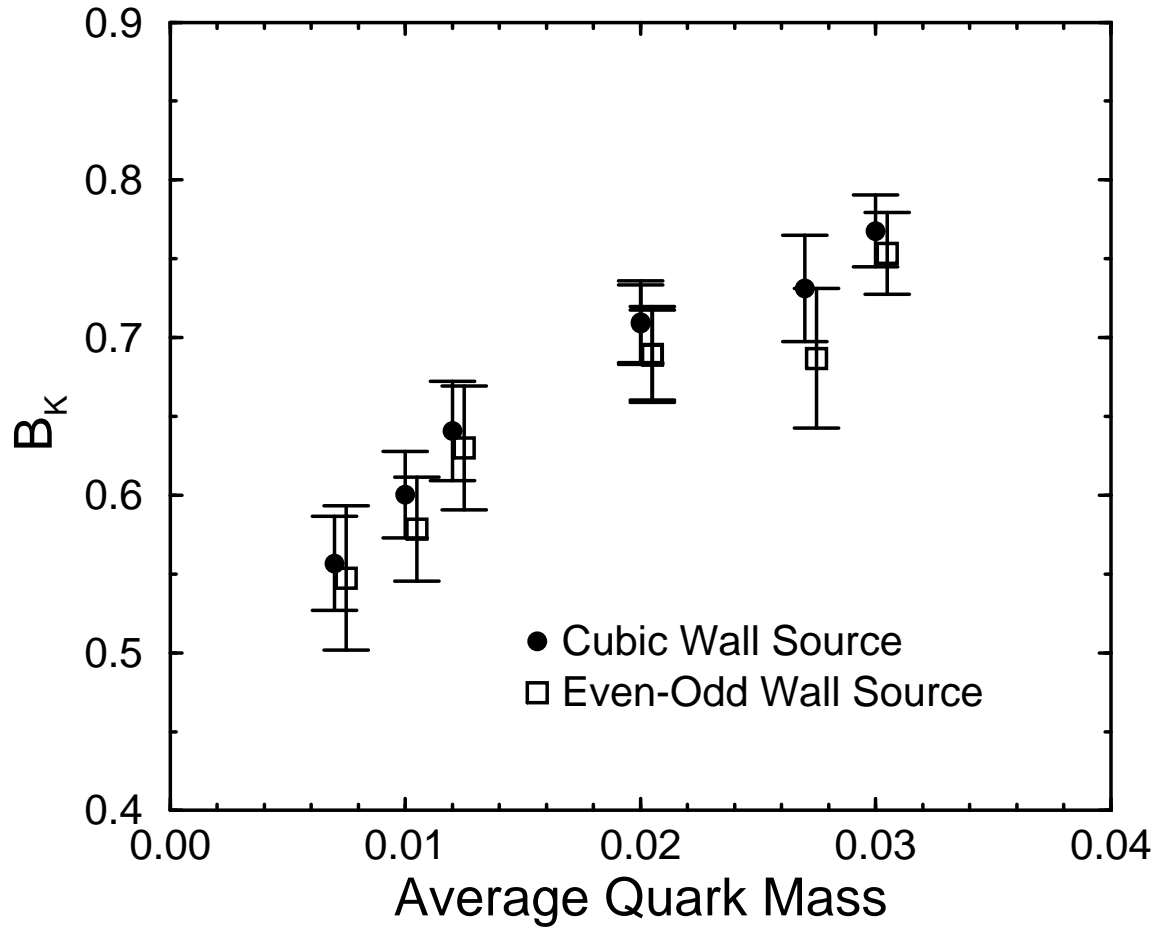


Figure 11: Unrenormalized B_K with respect to average quark mass. The filled circles represent the data from the cubic wall source. The empty squares represent the data from the even-odd wall source. All the data are obtained using the two spin trace formalism.

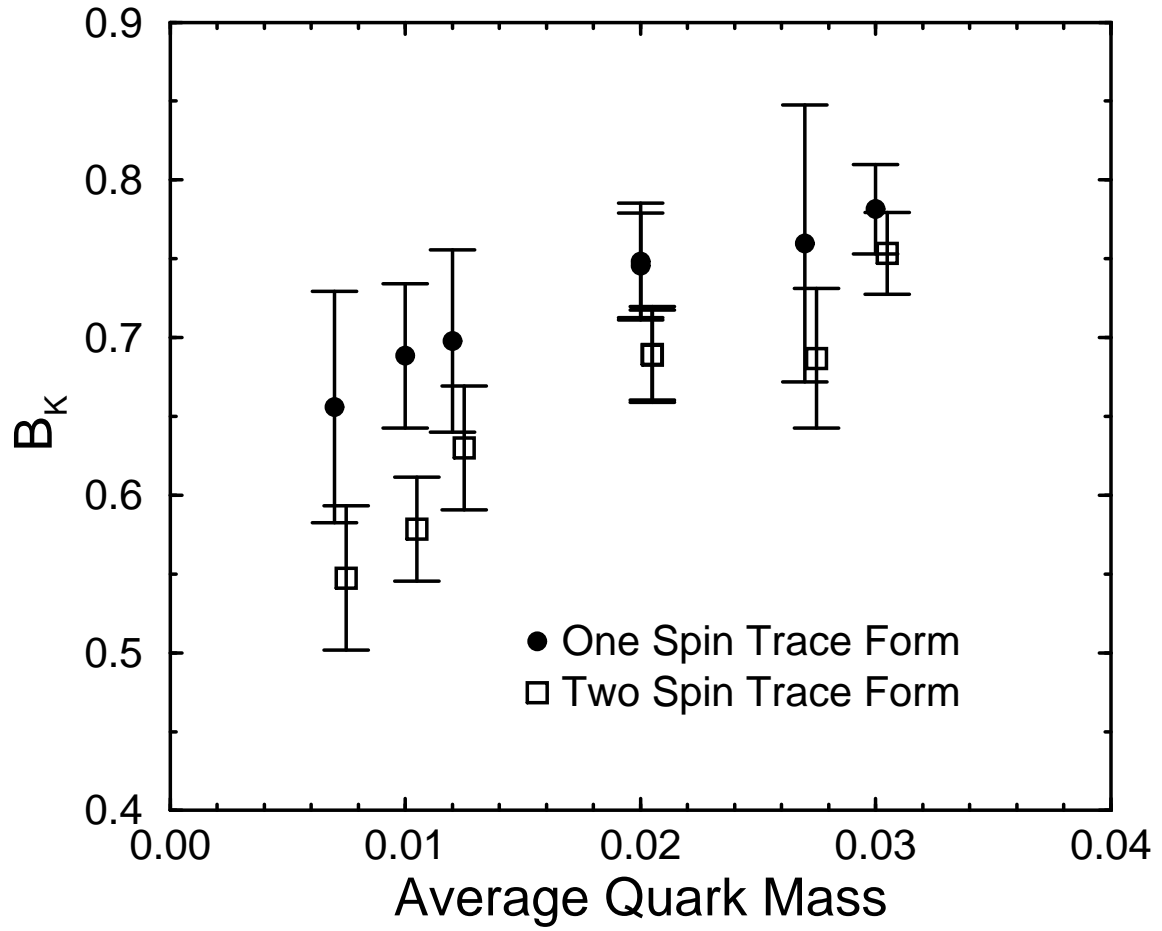


Figure 12: Unrenormalized B_K with respect to average quark mass. The filled circles represent the data from the one spin trace form. The empty squares represent the data from the two spin trace form. Both data are obtained using an even-odd wall source.

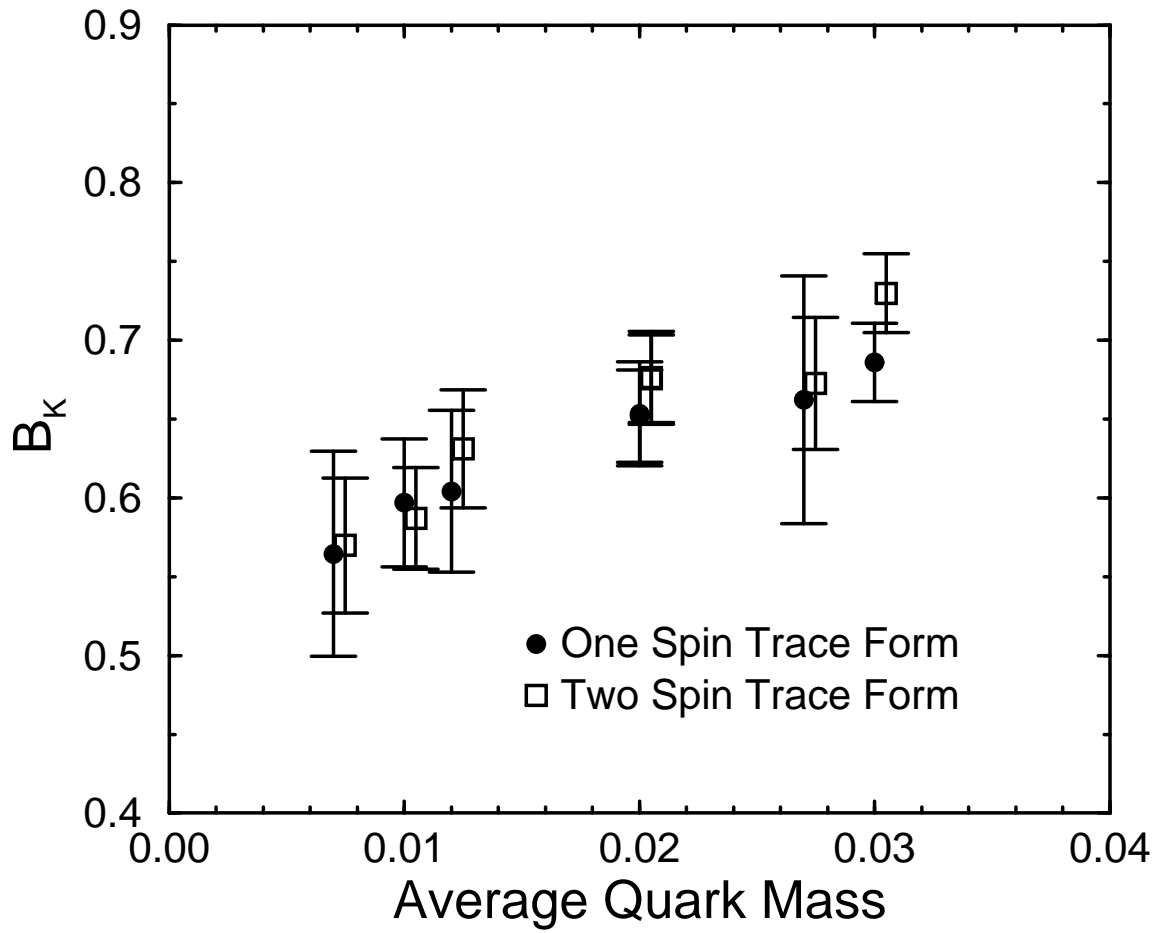


Figure 13: Tadpole-improved renormalized B_K with respect to average quark mass. $a = 0.09$. The filled circles represent the results from the one spin trace form. The empty squares represent the results from the two spin trace form. Both results are obtained using an even-odd wall source.

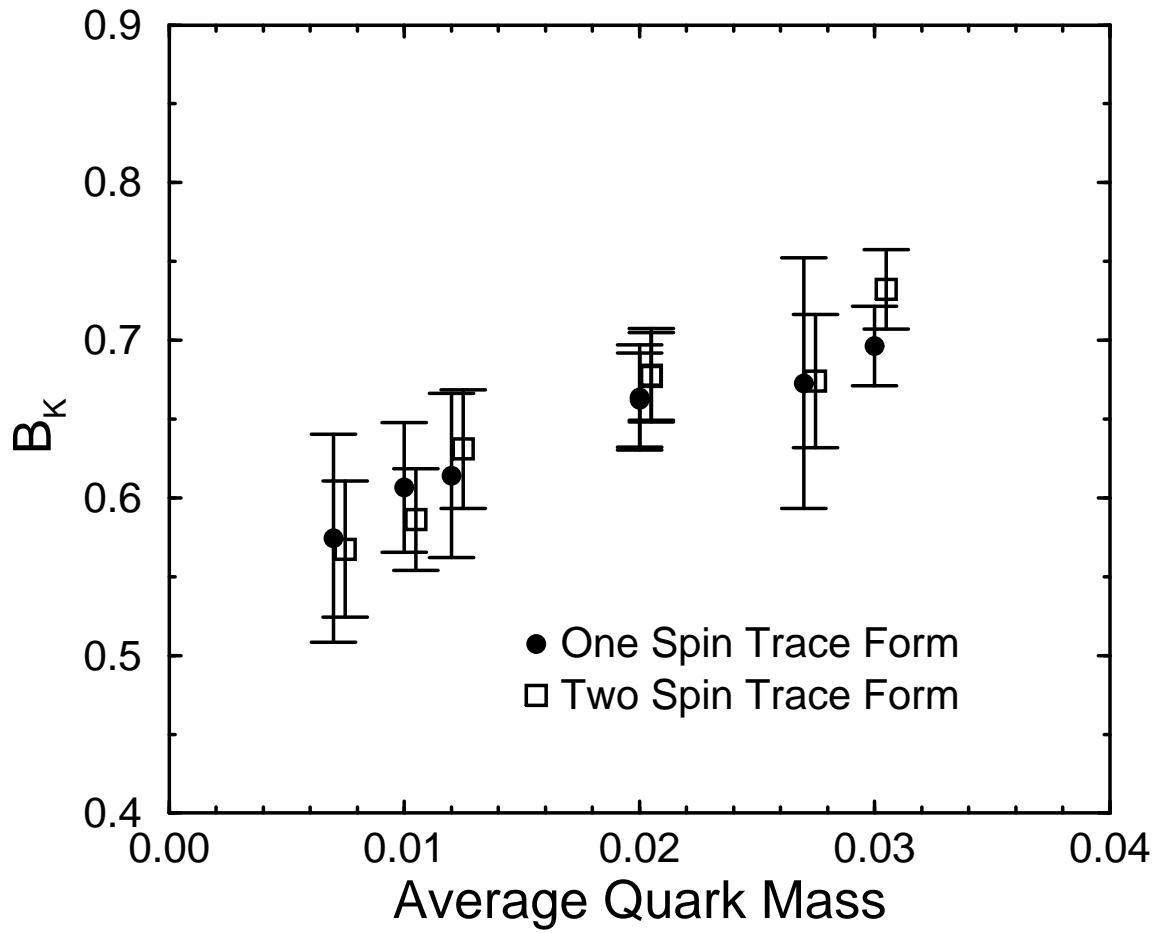


Figure 14: RG improved $\overline{(M S)}$ renormalized B_K with respect to average quark mass. $\alpha_s = 0.18$. The filled circles represent the results from the one spin trace form. The empty squares represent the results from the two spin trace form. Both results are obtained using an even-odd wall source.

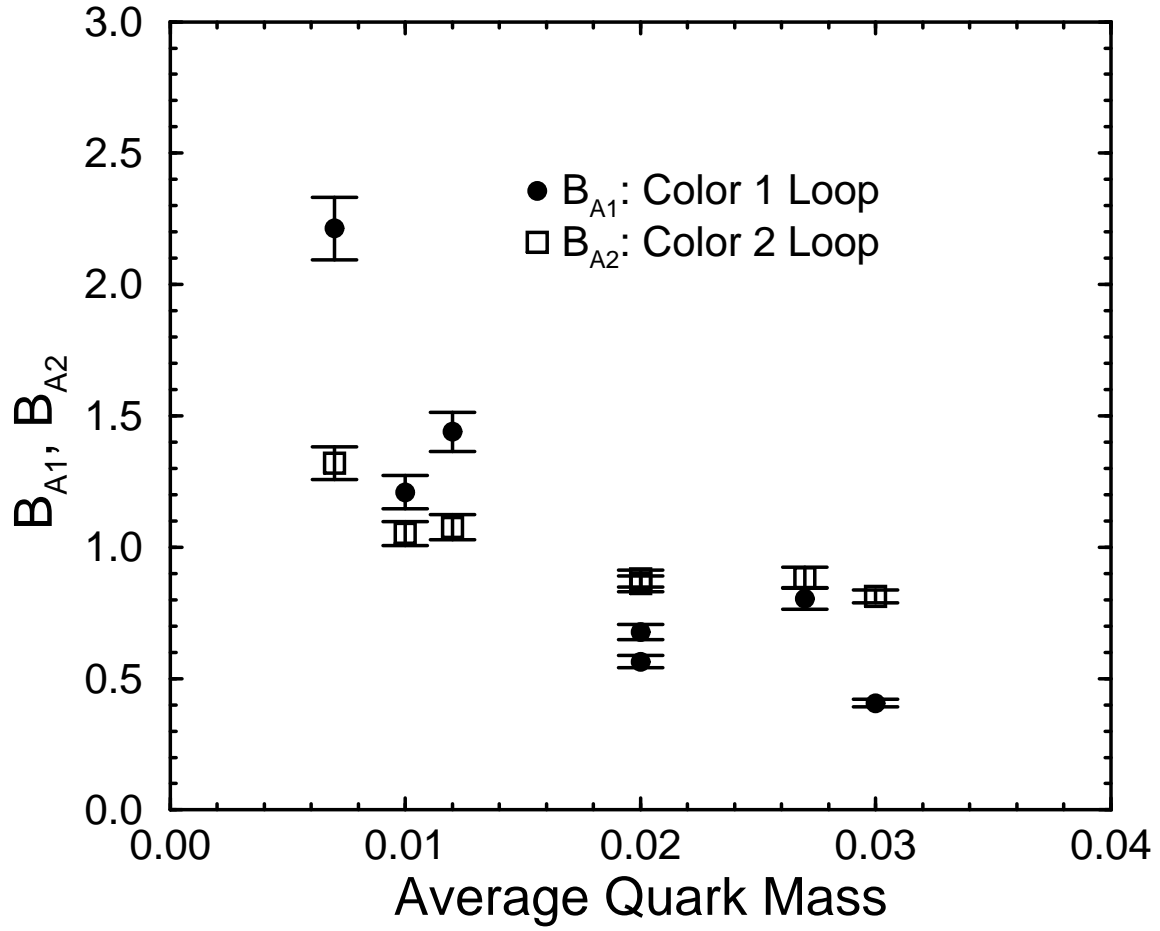


Figure 15: B_{A1}, B_{A2} with respect to average quark mass. Three data points with average quark mass 2 f0.01;0.02;0.03g correspond to the degenerate quark masses. The other four data points correspond to the non-degenerate masses. The data are obtained using the two spin trace formalism with the cubic wall source method.

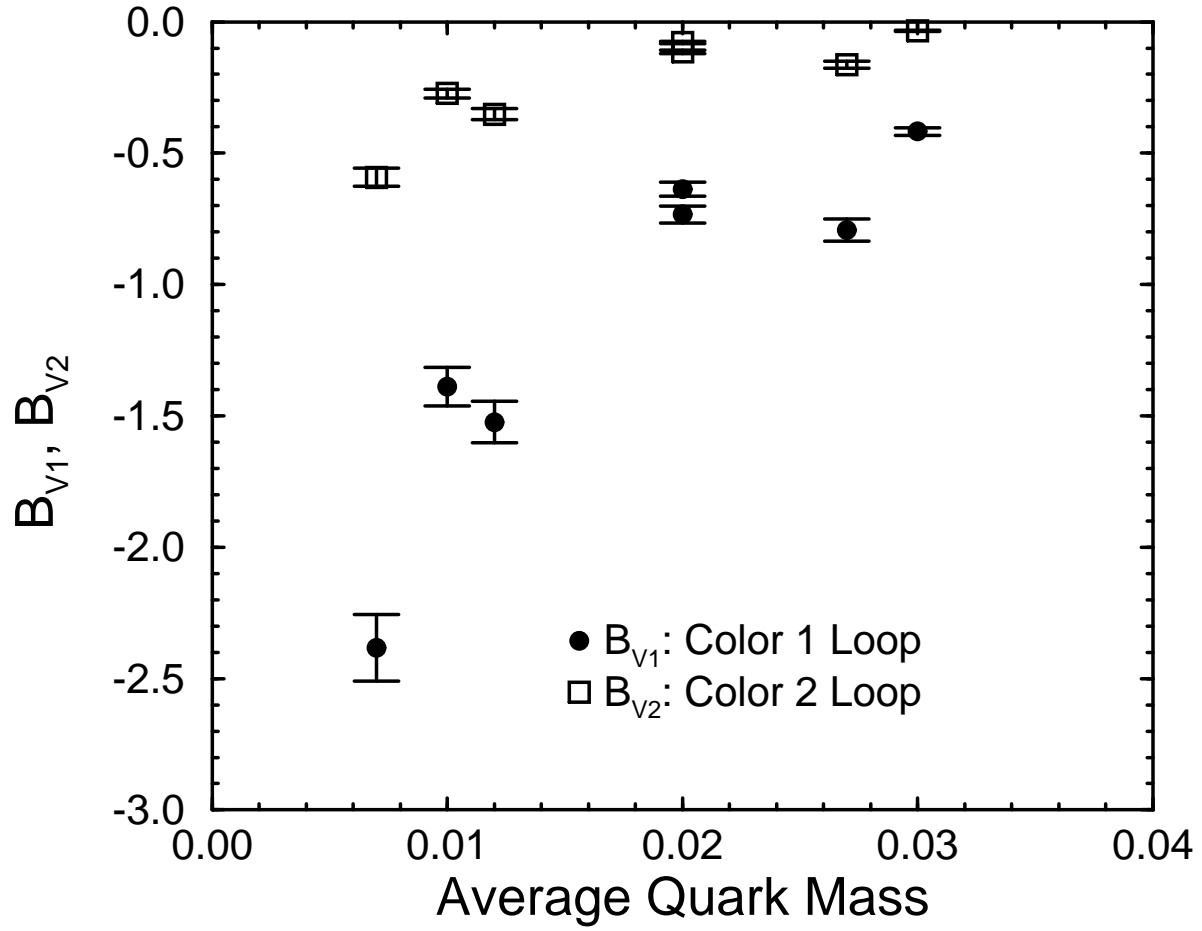


Figure 16: B_{V1}, B_{V2} with respect to average quark mass. Three data points with average quark mass 2 f0.01;0.02;0.03g correspond to the degenerate quark masses. The other four data points correspond to the non-degenerate masses. The data are obtained using the two spin trace formalism with the cubic wall source method.

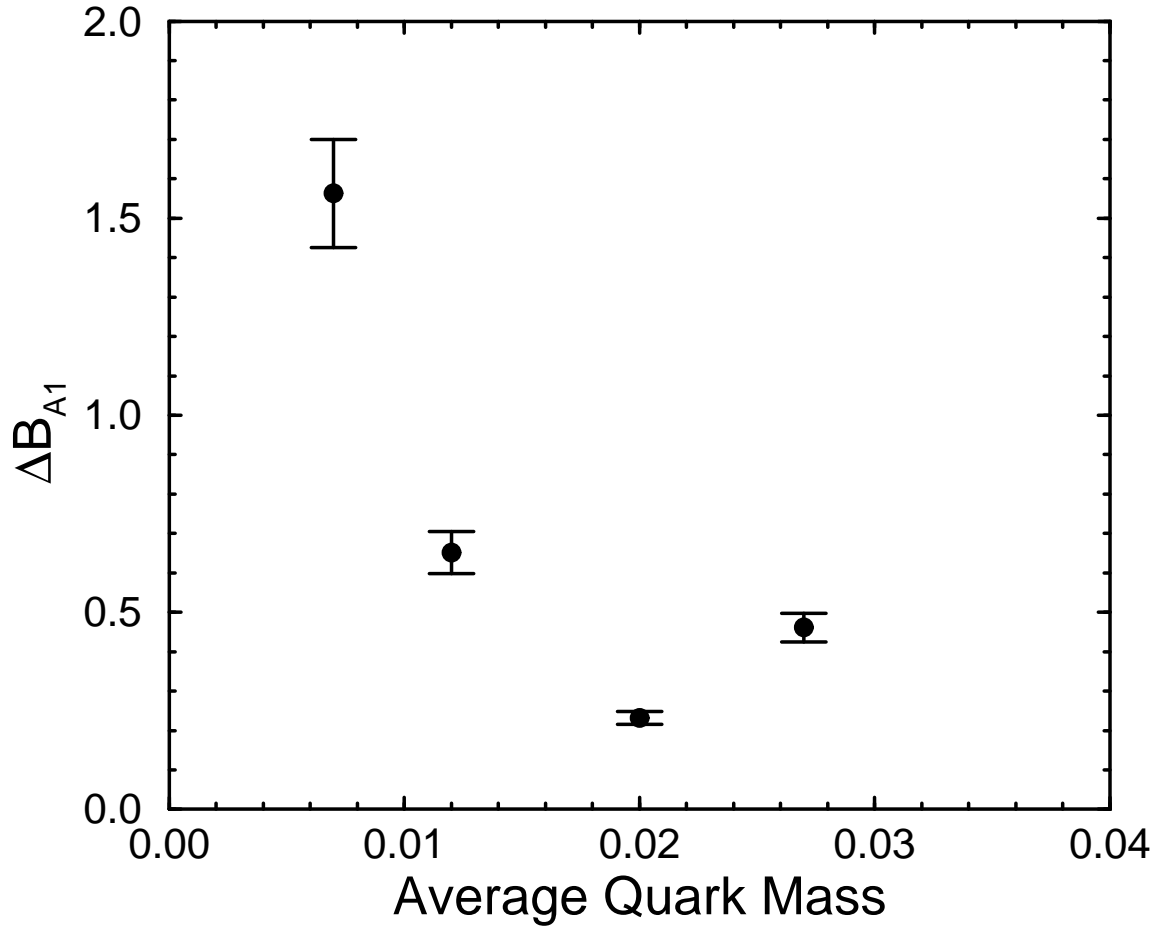


Figure 17: ΔB_{A1} with respect to average quark mass. The quark mass pairs are (0.004, 0.01), (0.004, 0.02), (0.01, 0.03) and (0.004, 0.05). The data are obtained using the two spin trace formalism with the cubic wall source method.

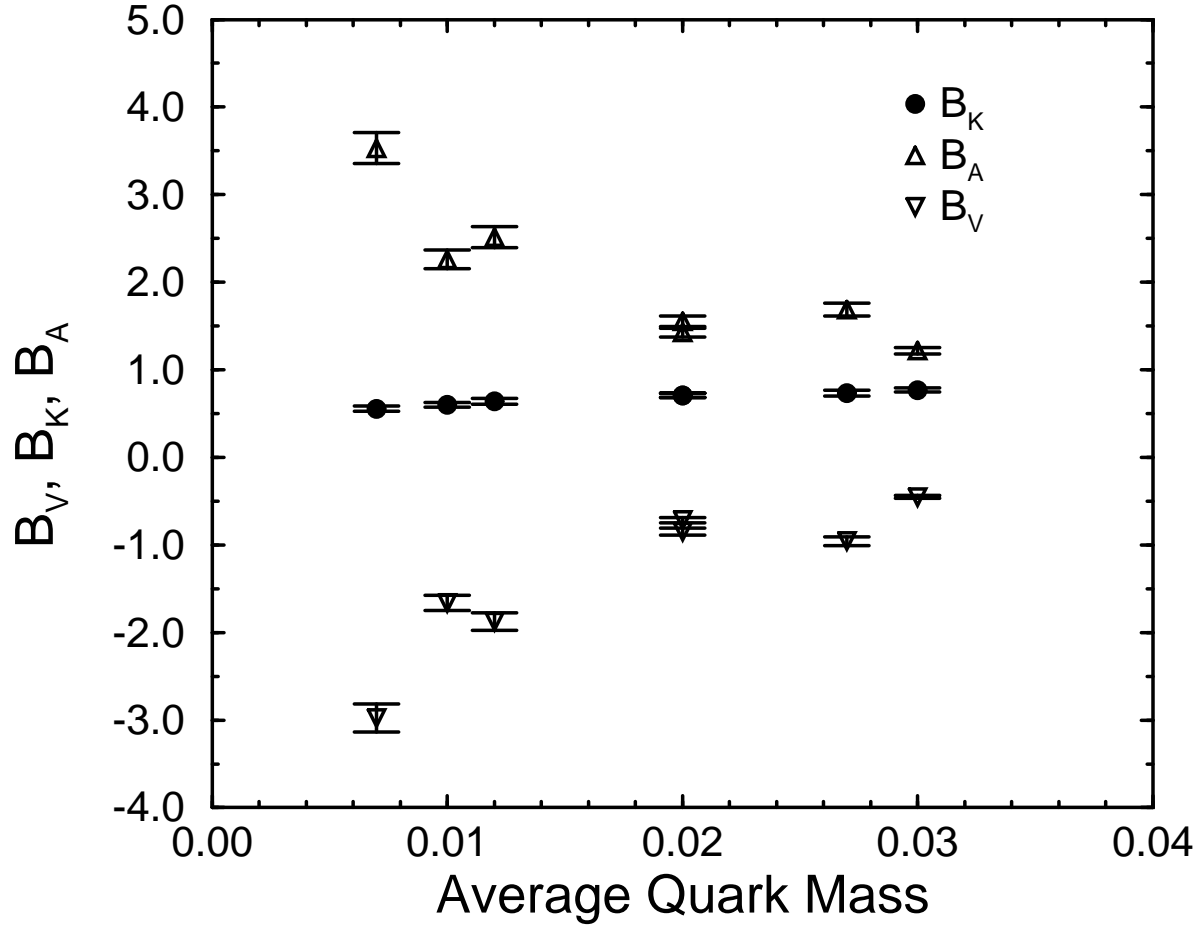


Figure 18: Unrenormalized B_V , B_K and B_A with respect to average quark mass. The data are obtained using the two spin trace formalism with the cubic wall source method.

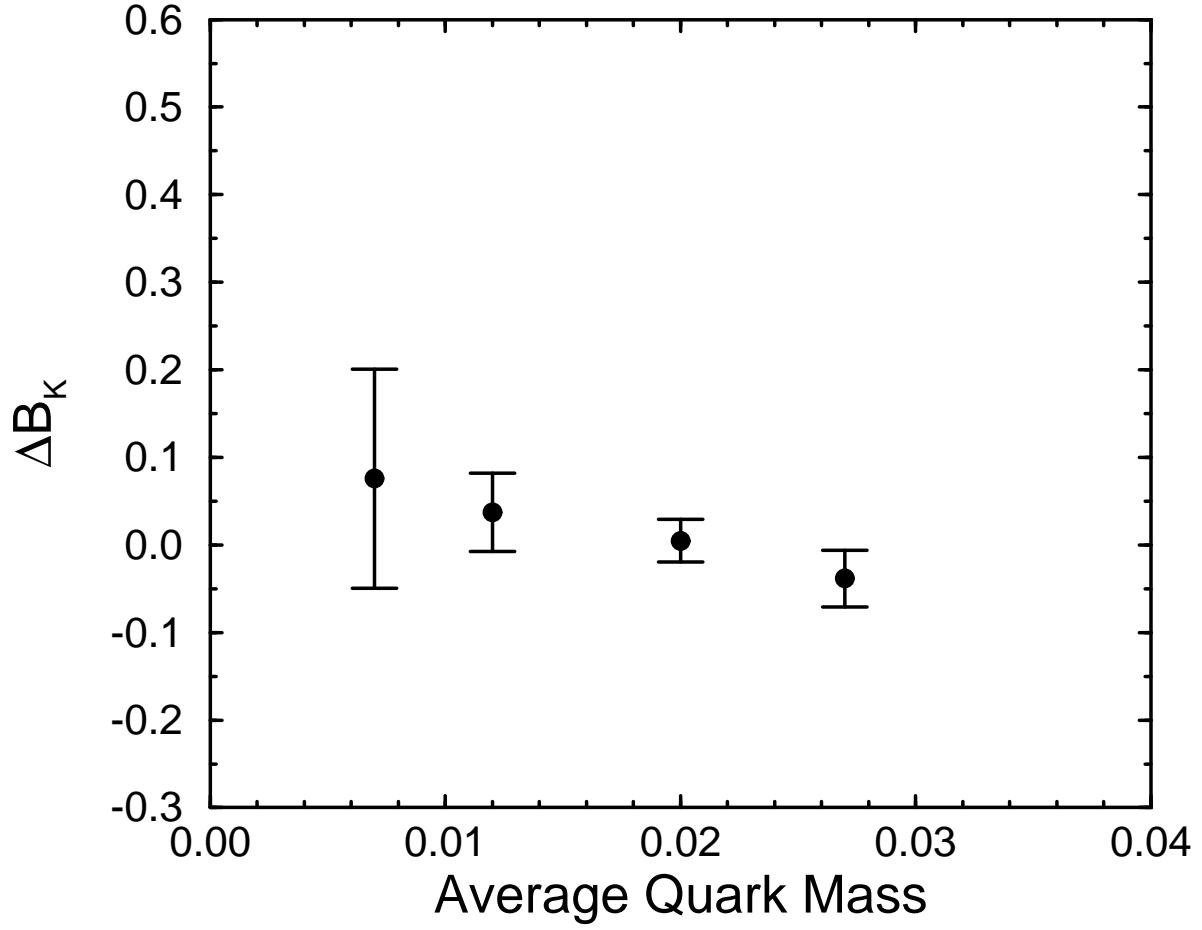


Figure 19: B_K with respect to average quark mass. The data are obtained using the two spin trace formalism with the cubic wall source method.

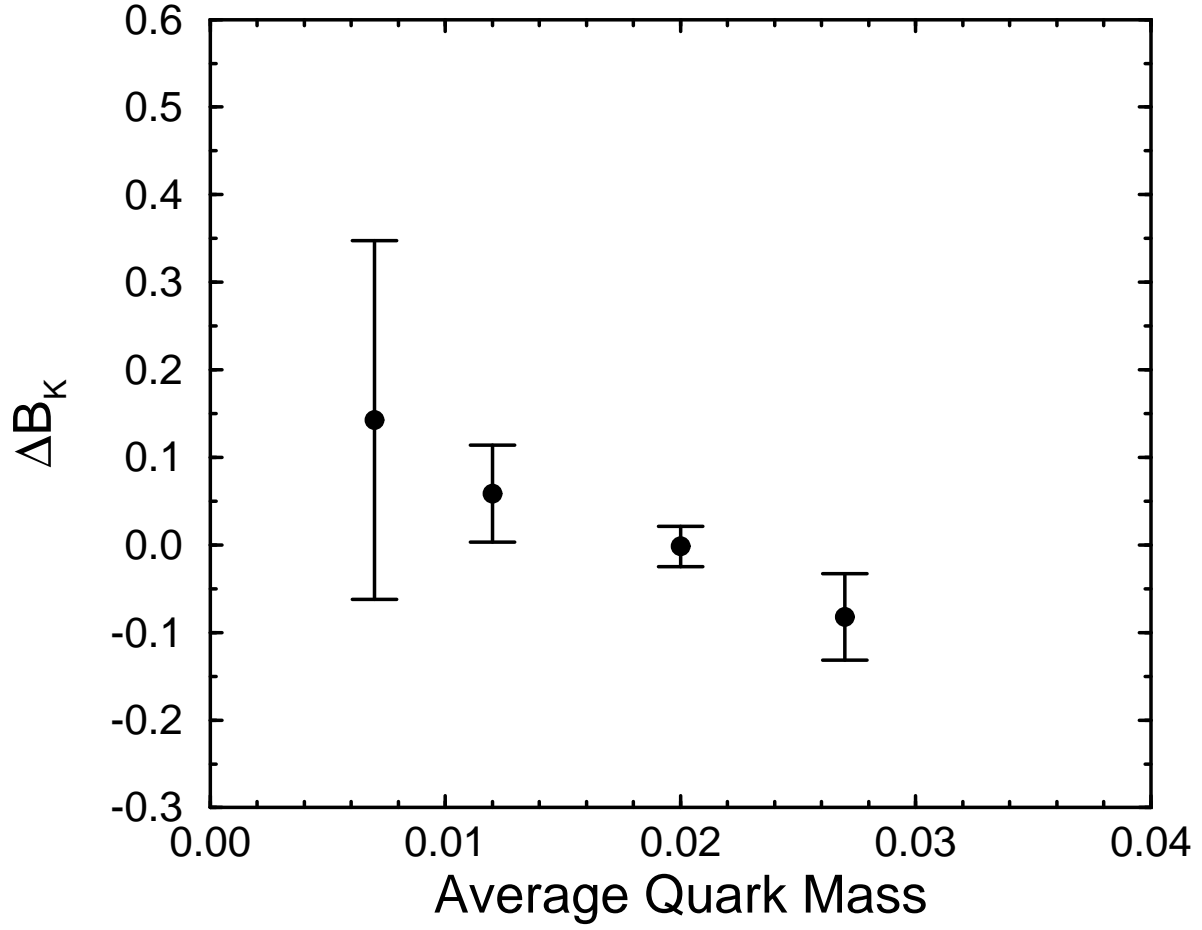


Figure 20: B_K with respect to average quark mass. The data are obtained using the two spin trace formalism with the even-odd wall source method.

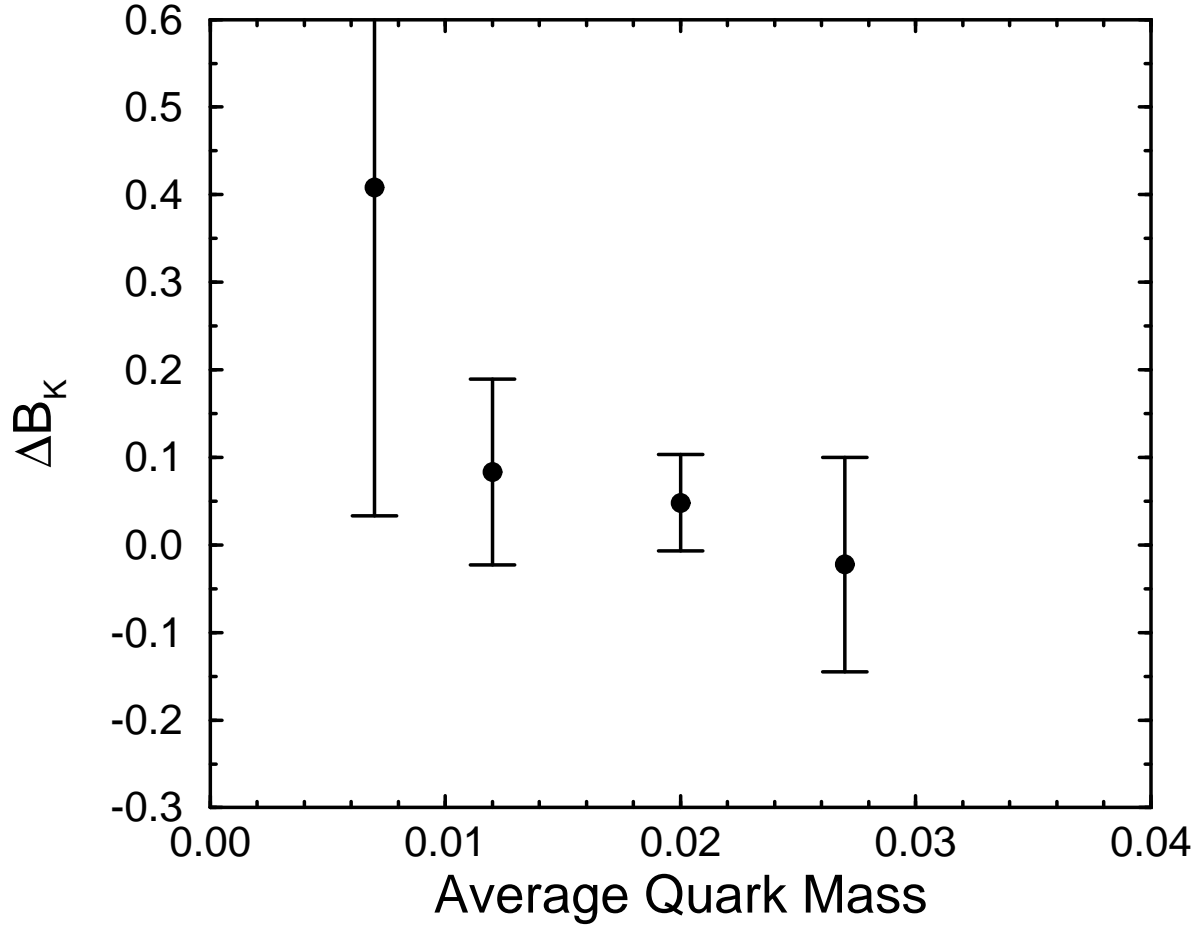


Figure 21: B_K with respect to average quark mass. The data are obtained using the one spin trace formalism with the even-odd wall source method.