

CERN-TH/2003-059

UT-03-09

Upper Bound of the Proton Lifetime in Product-Group Unification

Masahiro Ibe and T. Watari

Department of Physics, University of Tokyo,
Tokyo 113-0033, Japan

Abstract

Models of supersymmetric grand unified theories based on the $SU(5)_{\text{GUT}} \times U(N)_H$ gauge group ($N = 2, 3$) have a symmetry that guarantees light Higgs doublets and the absence of dimension-ve proton-decay operators. We analysed the proton decay induced by the gauge-boson exchange in these models. Upper bounds of proton lifetime are obtained; $(p \rightarrow e^+ \gamma) < 6.0 \times 10^{33}$ yrs in the $SU(5)_{\text{GUT}} \times U(2)_H$ model and $(p \rightarrow e^+ \gamma) < 5.3 \times 10^{35}$ yrs in the $SU(5)_{\text{GUT}} \times U(3)_H$ model. Various uncertainties in the predictions are also discussed.

1 Introduction

The supersymmetric (SUSY) grand unified theories (GUTs) are among one of the most promising candidates of physics beyond the standard model (SM); this is because of their theoretical beauty and is also because the gauge-coupling unification is supported by precision experiments. The GUTs generically predict a proton decay through a gauge-boson exchange¹. The lifetime of the proton, however, varies very much from model to model; it is proportional to the fourth power of the gauge-boson mass. Thus, the proton-decay experiments are not only able to provide strong support for the GUTs but also to select some models out of several candidates.

For more than twenty years, many attempts have been made at constructing models of SUSY GUTs. There are two strong hints to find realistic models. First, the two Higgs doublets are light, whereas their mass term is not forbidden by any of the gauge symmetries of the minimal supersymmetric standard model (MSSM). Second, the rate of proton decay through dimension-6 operators [2] is smaller than naturally expected [3]. Thus, the two phenomena require two small parameters; it would then be conventional wisdom to consider that there might be symmetries behind the small parameters. Moreover, only one symmetry is sufficient to explain the two phenomena because of the following reason. If a symmetry forbids the mass term of the two Higgs doublets,

$$W \not\supset H_d H_u; \quad (1)$$

then the dimension-6 proton-decay operators are also forbidden by the same symmetry,

$$W \not\supset \bar{Q} Q \bar{Q} L + U \bar{E} U D; \quad (2)$$

and vice versa. Here, it is implicitly assumed that the quarks and leptons have the same charge under the symmetry when they are in the same SU(5) multiplet, and that the Yukawa couplings of quarks and leptons are allowed by the symmetry.

There are three classes of models that have such a symmetry³. One uses the SU(5)₁

SU(5)₂ gauge group [10, 11, 12], where there is an unbroken Z_N symmetry [7, 12]. The second class consists of models based on the SU(5)_{GUT} × U(N)_H (N = 2, 3) gauge group

¹There is a class of models of SUSY GUTs where the gauge-boson exchange does not induce the proton decay [1].

²The experimental lower bound of the proton lifetime through those operators is $(p \rightarrow K^+ \pi^0) > 6.7 \times 10^{32}$ yrs (90% C.L.) [4].

³There are other types of models that are not constructed as field theoretical models in four-dimensional space-time [5, 6], [7] and [8, 9]. Reference [7] is a string-theoretical realization of [10, 11, 12] and Refs. [8, 9] are higher-dimensional extension of [13]. The proton decay is analysed in [6, 14] for the model [5] and in [15] for the model [7].

[16, 17, 13], where there is an unbroken discrete R symmetry [13]. The last class of models can be constructed so that the unified gauge group is a simple group [18]. The symmetry discussed in the previous paragraph, however, cannot remain unbroken; it is broken in such a way that the dimension-ve operators are not completely forbidden. The proton decay through the gauge-boson exchange is discussed in [19, 20] for these models.

In this article, we analyse the proton decay for the second class of models. The dimension-ve operators are completely forbidden in these models, and the proton decay is induced by the gauge-boson exchange. Our analysis is based on models in [13], which use the $SU(5)_{GUT} \times U(N)_H$ gauge group ($N = 2, 3$). Reference [21] obtained an estimate of the proton lifetime in the $SU(5)_{GUT} \times U(3)_H$ model, adopting a number of ansätze to make the analysis simple. The estimate was⁴ $(p \rightarrow e^+) \sim (0.7 \div 3) \times 10^4$ yrs, and hence there is an intriguing possibility that the proton decay is observed in the next generation of water Cherenkov detectors. This article presents a full analysis: both the $SU(5)_{GUT} \times U(2)_H$ model and the $SU(5)_{GUT} \times U(3)_H$ one are analysed without any ansätze. Three parameters of the models are fixed by three gauge coupling constants of the MSSM, and the remaining parameters are left undetermined. The range of these parameters is restricted when the models are required to be in the calculable regime. As a result, the range of the gauge-boson mass is restricted. Thus, we obtain the range⁵ of the lifetime rather than an estimate of it.

The organization of this article is as follows. First, we briefly review both the $SU(5)_{GUT} \times U(N)_H$ models ($N = 2, 3$) in section 2. The range of the GUT-gauge-boson mass is determined both for the $SU(5)_{GUT} \times U(2)_H$ model and for the $SU(5)_{GUT} \times U(3)_H$ model in sections 3 and 4, respectively. In particular, it is shown that the range of the mass is bounded from above, which leads to an upper bound of the lifetime of the proton in each model. The upper bounds⁶ are, in general, predictions that can be confirmed by experiments. Since the SUSY-particle spectrum affects the MSSM gauge coupling constants through threshold corrections, the upper bound of the lifetime depends on the spectrum. Therefore, the upper bound is shown as a function of SUSY-breaking parameters in section 5 for both models. Various uncertainties in our predictions are also discussed. Section 6 gives a brief summary of the results obtained in this article, and compares the results with predictions of other models. We find that $(p \rightarrow e^+) < 6.0 \times 10^{33}$ yrs in the $SU(5)_{GUT} \times U(2)_H$ model, and $(p \rightarrow e^+) < 5.3 \times 10^{35}$ yrs in the $SU(5)_{GUT} \times U(3)_H$ model; here, we exploit the uncertainties in the value of the QCD coupling constant (by $\sim 2\%$) and in the threshold corrections from the SUSY particles; other uncertainties, which cannot be estimated, are not included in these figures.

⁴The following numerical value is based on a re-analysis in [22].

⁵This procedure is the one adopted in [23], where the minimal $SU(5)$ SUSY GUT model was analysed.

⁶Only a lower bound is obtained, e.g. in the minimal $SU(5)$ model [23].

2 Brief Review of Models

2.1 $SU(5)_{GUT} \times U(2)_H$ Model

Let us first explain a model based on the product gauge group $SU(5)_{GUT} \times U(2)_H$. Quarks and leptons are singlets of the $U(2)_H$ gauge group and form three families of $5 + 10$ of the $SU(5)_{GUT}$. Fields introduced to break the $SU(5)_{GUT}$ symmetry are given as follows: X^a ($a = 1, 2$), which transform as $(1, adj. = 3 + 1)$ under the $SU(5)_{GUT} \times U(2)_H$ gauge group, and Q_i ($i = 1, \dots, 5$) + Q_6 and \bar{Q}^i ($i = 1, \dots, 5$) + \bar{Q}^6 , which transform as $(5 + 1, 2)$ and $(5 + 1, \bar{2})$. The ordinary Higgs fields $H^i(5)$ and $H_i(5)$ are not introduced; the fields Q_6 , \bar{Q}^6 are eventually identified with the two Higgs doublets. The $SU(5)_{GUT}$ index is denoted by i , and the $U(2)_H$ index by a or b . The chiral superfield X is also written as $X^c(t_c)$ ($c = 0, 1, 2, 3$), where t_a ($a = 1, 2, 3$) are Pauli matrices of the $SU(2)_H$ gauge group⁷ and $t_0 = \frac{1}{2} \sigma_3$, where $U(2)_H \supset SU(2)_H \times U(1)_H$. The (mod 4)-R charge assignment of all the fields in this model is summarized in Table 1. This symmetry forbids both the enormous mass term⁸ $W = Q_6 \bar{Q}^6$ and the dangerous dimension-ve proton-decay operators $W = 10 \quad 10 \quad 10 \quad 5$.

The most generic superpotential under the R symmetry is given by

$$\begin{aligned}
 W = & \frac{p}{2} g_{2H} Q^i X^a(t_a) Q_i + \frac{p}{2} g_{2H}^0 Q^6 X^a(t_a) Q_6 \\
 & + \frac{p}{2} g_{1H} Q^i X^0(t_0) Q_i + \frac{p}{2} g_{1H}^0 Q^6 X^0(t_0) Q_6 \\
 & + \frac{p}{2} g_{1H} v^2 X \\
 & + c_{10} 10^{i_1 i_2} 10^{i_3 i_4} (Q Q)^{i_5}_6 + c_5 (Q Q)^6_i \quad 10^{i_1}_5 + \dots ;
 \end{aligned} \tag{3}$$

where the parameter v is taken to be of the order of the GUT scale; g_{2H} ; g_{2H}^0 ; g_{1H} and g_{1H}^0 are dimensionless coupling constants; c_{10} and c_5 have dimensions of (mass)⁻¹. Ellipses stand for neutrino-mass terms and other non-renormalizable terms. The fields Q_i and \bar{Q}^i in the bifundamental representations acquire vacuum expectation values (VEVs), $\langle Q_i \rangle = v_i$ and $\langle \bar{Q}^i \rangle = v^i$, because of the first three lines in (3). Thus, the gauge group $SU(5)_{GUT} \times U(2)_H$ is broken down to that of the SM. The first terms in both the first and second lines in (3) provide mass terms for the unwanted particles. Q_6 and \bar{Q}^6 are identified with the Higgs doublets in this model, and no Higgs triplets appear in the spectrum. As a result, no particle other than the MSSM fields, not even a gauge singlet of the MSSM, remains in the low-energy

⁷The normalization condition $\text{tr}(t_a t_b) = \frac{1}{2} \delta_{ab}$ is understood. Note that the normalization of the following t_0 is determined in such a way that it also satisfies $\text{tr}(t_0 t_0) = 1/2$.

⁸The mass term of the order of the weak scale for the Higgs doublets can be obtained through the Giudice-Masiero mechanism [24].

spectrum. This fact not only guarantees that the gauge coupling unification of the MSSM is maintained, but also that the vacuum is isolated. The R symmetry is not broken at the GUT scale, and the dimension-four and dimension-five proton-decay operators are forbidden by this unbroken symmetry.

Fine structure constants of the MSSM are given at tree level by

$$\frac{1}{3} - \frac{1}{C} = \frac{1}{g_{\text{GUT}}}; \quad (4)$$

$$\frac{1}{2} - \frac{1}{L} = \frac{1}{g_{\text{GUT}}} + \frac{1}{2H}; \quad (5)$$

and

$$\frac{1}{1} - \frac{\frac{3}{5}}{Y} = \frac{1}{g_{\text{GUT}}} + \frac{\frac{3}{5}}{1H}; \quad (6)$$

where g_{GUT} , $2H$ and $1H$ are the structure constants of $SU(5)_{\text{GUT}}$, $SU(2)_H$ and $U(1)_H$, respectively. Thus, the approximate unification of 3 , 2 and 1 is maintained when $2H$ and $1H$ are sufficiently large.

Although it is true that the gauge coupling unification is no longer a generic prediction of this model, nevertheless, it need not be a mere coincidence. Here, the gauge coupling unification is a consequence of the fact that $2H$ and $1H$ are relatively strongly coupled when compared with g_{GUT} .

2.2 $SU(5)_{\text{GUT}} \times U(3)_H$ Model

The other model is based on an $SU(5)_{\text{GUT}} \times U(3)_H$ gauge group, where $U(3)_H \supset SU(3)_H \times U(1)_H$. Under the $SU(5)_{\text{GUT}} \times U(3)_H$ gauge group, the particle content of this model is $Q^k (5 + 1, 3)$, $\bar{Q}_k (5 + 1, \bar{3})$ and $X (1, \text{adj} = 3 - \bar{3})$, with $k = 1, \dots, 5, 6$; $i = 1, 2, 3$. In addition, there are the ordinary three families of quarks and leptons $(5 + 10, 1)$ and Higgs multiplets $H^i + \bar{H}_i (5 + 5, 1)$. An R symmetry forbids both (1) and (2). The R charges of the fields are summarized in Table 2.

The most generic superpotential under the R symmetry is given [13] by

$$\begin{aligned} W = & \frac{p}{2} \bar{Q}_{3H}^i X^a(t_a) Q_i + \frac{p}{2} \bar{Q}_{3H}^0 Q^6 X^a(t_a) Q_6 \\ & + \frac{p}{2} \bar{Q}_{1H}^i X^0(t_0) Q_i + \frac{p}{2} \bar{Q}_{1H}^0 Q^6 X^0(t_0) Q_6 \\ & + \frac{p}{2} \bar{Q}_{1H} v^2 X \\ & + h^0 H_i Q^i Q_6 + h Q^6 Q_i H^i \\ & + y_{10} 10 - 10 - H \otimes 5 - 10H + \dots; \end{aligned} \quad (7)$$

where t_a ($a = 1; 2; \dots; 8$) are Gell-Mann matrices, $t_0 = 1_3$, y_{10} and y_5 are Yukawa coupling constants of the quarks and leptons, and $g_{3H}; g_{3H}^0; g_{1H}; g_{1H}^0$ and h are dimensionless coupling constants. The first three lines of (7) lead to the desirable VEV of the form $\langle \phi_i \rangle = v_i$ and $\langle \phi^i \rangle = v^i$. Thus, the $SU(5)_{GUT} \times U(3)_H$ gauge group is broken down to that of the SM. The mass terms of the coloured Higgs multiplets arise from the fourth line in (7) in the GUT-symmetry-breaking vacuum. No unwanted particle remains massless.

The new structure constants of the $SU(3)_H \times U(1)_H$ groups must be larger than that of the $SU(5)_{GUT}$. This is because the gauge coupling constants of the MSSM are given by

$$\frac{1}{3} - \frac{1}{C} = \frac{1}{GUT} + \frac{1}{3H}; \quad (8)$$

$$\frac{1}{2} - \frac{1}{L} = \frac{1}{GUT}; \quad (9)$$

and

$$\frac{1}{1} - \frac{3}{5Y} = \frac{1}{GUT} + \frac{2}{5H}; \quad (10)$$

where g_{3H} and g_{1H} are the structure constants of $SU(3)_H$ and $U(1)_H$, respectively. Thus, the approximate unification of g_3 , g_2 and g_1 is maintained when g_{3H} and g_{1H} are sufficiently large.

2.3 Rough Estimate of Matching Scale

Figure 1 shows the renormalization-group evolution of the three gauge coupling constants of the MSSM. The tree-level matching equations (4)–(6) and (8)–(10) suggest that the matching scale is below the energy scale M_{23} in Fig. 1 in the $SU(5)_{GUT} \times U(2)_H$ model, and is between the two energy scales M_{23} and M_{12} in the $SU(5)_{GUT} \times U(3)_H$ model. Here, M_{23} is the energy scale where coupling constants of the $SU(2)_L$ and the $SU(3)_C$ are equal, and M_{12} is the one where coupling constants of the $SU(2)_L$ and the $U(1)_Y$ are equal. In particular, the matching scale is lower than the scale M_{12} , i.e. the conventional definition of the unification scale, in both models. Thus, the decay rate of the proton is higher than the conventional estimate, which uses $M_{12} \sim 2 \times 10^{16}$ GeV as the GUT-gauge-boson mass.

3 Gauge-Boson Mass in the $SU(5)_{\text{GUT}} \times U(2)_H$ Model

Let us now proceed from the discussion at tree level to the next-to-leading-order analysis in order to draw more precise predictions. To find the proton-decay rate, it is necessary to determine the mass of the gauge boson, rather than the matching scale. The GUT-gauge-boson mass enters the threshold corrections to the gauge coupling constants at the 1-loop level, and it can hence be discussed directly.

The analysis in this article follows the procedure described in [23]. First, the three gauge coupling constants of the MSSM are given in terms of gauge coupling constants and other parameters of GUT models. We include 1-loop threshold corrections from the GUT-scale spectra to the matching equations. Then, we constrain the parameters of GUT models by the three matching equations: three parameters are determined, and other parameters are left undetermined. The free parameters, however, cannot be completely free when we require that the GUT models be in a calculable regime, i.e. when a perturbation analysis is valid. We determine the calculable region in the space of the free parameters and, as a result, the ranges of the GUT-gauge-boson masses are obtained for the models.

In the minimal $SU(5)$ SUSY-GUT model, for example, there are four parameters. The three gauge coupling constants of the MSSM determine the coloured-Higgs mass, and put two independent constraints between the other three parameters. The three parameters are the unified gauge coupling constant, the GUT-gauge-boson mass and a coefficient of the cubic coupling of the $SU(5)_{\text{GUT}}$ -adj. chiral multiplet in the superpotential [23]. Thus, the matching equations cannot determine the GUT-gauge-boson mass directly. The cubic-coupling coefficient is chosen as the free parameter, while the GUT-gauge-boson mass and the unified gauge coupling constant are solved in terms of the free parameter and the MSSM gauge coupling constants. The free parameter, however, cannot be too large; otherwise it would immediately make itself extremely large in the renormalization-group evolution toward the ultraviolet (UV). Thus, it is bounded from above, and its upper bound leads to the lower bound of the GUT-gauge-boson mass of the minimal $SU(5)$ model [23].

The $SU(5)_{\text{GUT}} \times U(N)_H$ model ($N = 2$ (or 3)) has five (or six) parameters in the three matching equations of gauge coupling constants, as we see later. Thus, two (or three) parameters are left undetermined. The space of two (or three) free parameters is restricted by requiring the perturbation analysis to be valid, just as in the analysis of the minimal $SU(5)$ model. As a result, the range of the GUT-gauge-boson mass is obtained. The crucial difference between the three models is that only the lower bound of the mass is obtained in

the minimal SU (5) model, while the upper bound is obtained both in the SU (5)_{GUT} × U (2)_H model and in the SU (5)_{GUT} × U (3)_H model⁹, as shown in the following. The SU (5)_{GUT} × U (2)_H model is analysed in this section, and the result of the SU (5)_{GUT} × U (3)_H model is described in section 4.

3.1 Parameters of the M model

The MSSM gauge coupling constants are given in terms of parameters of the SU (5)_{GUT} × U (2)_H model at the 1-loop level as

$$\frac{1}{3}(\alpha) = \frac{1}{g_{\text{GUT}}^2(M)} + \frac{3}{2} \ln \frac{M}{M_G} + \frac{4}{2} \ln \frac{M_G}{M} ; \quad (11)$$

$$\frac{1}{2}(\alpha) = \frac{1}{g_{\text{GUT}}^2(M)} + \frac{1}{g_{2H}^2(M)} + \frac{1}{2} \ln \frac{M}{M} + \frac{6}{2} \ln \frac{M_G}{M} + \frac{4}{2} \ln \frac{M_{3V}}{M_{3C}} ; \quad (12)$$

$$\frac{1}{1}(\alpha) = \frac{1}{g_{\text{GUT}}^2(M)} + \frac{3}{5} \frac{1}{g_{1H}^2(M)} + \frac{33}{2} \ln \frac{M}{M} + \frac{10}{2} \ln \frac{M_G}{M} ; \quad (13)$$

where M and M_G are renormalization points of the GUT model and MSSM, respectively. The renormalization point M is chosen to be above the GUT scale and M_G to be just below the GUT scale. The right-hand sides consist of the tree-level contributions (the first and second terms) in Eqs. (4)–(6), 1-loop renormalization and threshold corrections (the remaining terms). Gauge coupling constants are considered to be defined in the $\overline{\text{DR}}$ scheme, and hence the step-function approximation is valid in the 1-loop threshold corrections [25]. Various mass parameters of the model enter the equations through the threshold corrections; M_G is the GUT-gauge-boson mass, M_{3V} and M_{3C} are masses of the SU (2)_L-adj. vector multiplet and chiral multiplet, respectively. These mass parameters are given in terms of the parameters of the Lagrangian (at tree level), as shown in Table 3.

There are five parameters of the GUT model in the above three equations: M_G , M_{3V} , M_{3C} , l_{2H} , l_{1H} and l_{GUT} . Three of them are solved in terms of the other two parameters and of the three MSSM gauge coupling constants. The other two parameters are left undetermined for the moment. We take M_G and $M_{3V} = M_{3C}$ as the two independent free parameters. Then three others, namely $l_{\text{GUT}}(M_G)$, $l_{2H}(M_G)$ and $l_{1H}(M_G)$, are determined through Eqs. (11)–(13) by setting $g = g_{\text{GUT}} = g_{2H} = g_{1H} = g$. Another parameter of the model, $l_{2H} = (l_{2H})^2 = (4\pi)^2$, is also expressed in terms of $l_{2H}(M_G)$, $l_{\text{GUT}}(M_G)$ and $M_{3V} = M_{3C}$:

$$\frac{1}{l_{2H}}(M_G) = \frac{1}{l_{2H}(M_G) + l_{\text{GUT}}(M_G)} \frac{M_{3V}^2}{M_{3C}^2} ; \quad (14)$$

⁹The lower bound also exists in this model.

3.2 Parameter Region of the M model

Let us now determine the parameter region in the parameter space spanned by M_G and $M_{3V} = M_{3C}$. We require that the perturbation analysis be valid; it is necessary that all the coupling constants in the model be finite in the renormalization-group evolution toward the UV, at least within the range of spectrum of the model. To be more explicit, the coupling constants $g_{2H}(M)$, $g_{2H}^0(M)$, $g_{1H}(M)$, $g_{1H}^0(M)$ and $g_{1H}^0(M)$ are required to be finite in the renormalization-group evolution, at least while the renormalization point M is below the heaviest particle of the model. We use this necessary condition to determine the parameter region. Here and hereafter, we adopt the following notation:

$$g_{2H} = \frac{(g_{2H})^2}{4}; \quad g_{2H}^0 = \frac{(g_{2H}^0)^2}{4}; \quad g_{1H} = \frac{(g_{1H})^2}{4}; \quad g_{1H}^0 = \frac{(g_{1H}^0)^2}{4}; \quad (15)$$

First, we use the 1-loop renormalization-group equation¹⁰ to determine the parameter region. Renormalization-group equations of this model are listed in appendix A. The result is shown in the left panel of Fig. 2. The parameter region is given by the shaded region in the M_G { $M_{3V} = M_{3C}$ } plane. The analysis is based on the value of $\bar{g}_s^{(5)}(M_Z) = 0.1212$, i.e. the value larger than the central value by 2%. The reason for this choice is explained shortly.

The result in the left panel is understood intuitively as follows. First, the parameter M_G is bounded from above (from the right of the panel). It is quite a natural consequence, since it is consistent with the rough estimate of the matching scale in subsection 2.3. Secondly, the parameter region is bounded also from below. It is also a natural consequence because of the following reason. The beta function of the superpotential coupling g_{2H} in Eq. (40) implies that this coupling constant immediately becomes large unless its contribution to the beta function is cancelled by those from gauge interactions. Thus, the parameter space with $g_{2H} > g_{2H}^0$, which is almost equivalent to $M_{3V} > M_{3C}$, is excluded.

We adopt the value $\bar{g}_s^{(5)}(M_Z) = 0.1212$ for the value of the QCD coupling constant, rather than the usual central value $\bar{g}_s^{(5)}(M_Z) = 0.1172$, because this allows M_{23} to be larger. In turn, this allows the excluded region to be smaller, and hence the upper bound for the GUT-gauge-boson mass becomes more conservative with this choice.

¹⁰The beta function of $g_{2H}(M)$ depends also on $g_{2H}^0(M)$, $g_{1H}(M)$ and $g_{1H}^0(M)$. Thus, the beta function cannot be calculated without the values of those coupling constants. Their values, however, are not determined through the 1-loop matching equations (11)–(13). Therefore, we set them in the beta function as 0, so that $g_{2H}(M)$ becomes large as slowly as possible in the evolution to the UV. This makes the excluded parameter space smaller and makes our analysis more conservative.

We further include 2-loop effects in the beta functions of the gauge coupling constants¹¹. The renormalization-group equations for the gauge coupling constants are listed in appendix A. The 2-loop effects also become important at generic points of the parameter space, because the 1-loop beta functions of the gauge coupling constants are accidentally small everywhere on the parameter space¹². The initial values of the 2-loop renormalization-group evolution, i.e. values at the matching scale $M = M_G$, are not determined for g_{2H}^0 , g_{1H} and g_{1H}^0 from the matching equations (11)–(13). Thus, we set their values as

$$g_{2H}^0 = g_{2H}; \quad g_{1H} = g_{1H}^0 = g_{1H}; \quad (16)$$

when the renormalization point M is at M_G . Although we should have varied also these values as free parameters, we believe that the result of our analysis is not affected very much by changing these values; the reason is explained in appendix B. The right panel of Fig. 2 is the parameter region determined in this analysis.

The right panel of Fig. 2 shows that the parameter space with $M_{3V} = M_{3C}$, i.e. $g_{2H} = g_{3C}$, is further excluded, and the only surviving parameter region is around the line of $M_{3V} = M_{3C}$, i.e. $g_{2H} = g_{3C}$. It is clear, as shown below, why this region and only this region survives. Let us neglect, for the moment, the renormalization effects from the $SU(5)_{GUT}$ gauge interaction; the $SU(5)_{GUT}$ gauge coupling constant is smaller than those of the $SU(2)_H$ and the $U(1)_H$ interactions. Then, one can see that the 2-loop part of the beta functions of g_{2H} and g_{1H} are proportional to $(g_{2H}^{(0)})^2$ and $(g_{1H}^{(0)})^2$. Thus, the renormalization effects from g_{2H} and g_{1H} are completely cancelled¹³ by $g_{2H}^{(0)}$ and $g_{1H}^{(0)}$ just in that region.

The cancellation in the 2-loop beta functions is due to the $(N = 2)$ -SUSY structure in the GUT-symmetry-breaking sector [8, 17, 21]; the beta functions of gauge coupling constants vanish at two loops and higher in perturbative expansion in the $N = 2$ SUSY gauge theories [26]. Therefore, the remaining region at the 2-loop level survives even if higher-loop effects are included in the beta functions.

The renormalization-group evolution is determined by the 1-loop beta functions on the $(N = 2)$ -SUSY line $g_{2H} = g_{3C}$ (when the $SU(5)_{GUT}$ interaction is neglected). Therefore, we consider that the point in the parameter space indicated by an arrow in the right panel of Fig. 2 gives a conservative upper bound of M_G . We also consider that the upper bound so obtained is a good approximation of the maximum value of M_G , although the parameter

¹¹Note that the beta functions are scheme-independent up to two loops for gauge coupling constants, while only up to one loop for coupling constants in the superpotential.

¹²At 1-loop order, the beta function of g_{2H} is given as a result of cancellation between vector loop $3T_G = 6$ and chiral loop $T_R = 8$.

¹³Here, we assume that Eqs. (16) are also satisfied.

region becomes thinner and thinner as M_G increases; see appendix B for a detailed discussion. Theoretical uncertainties in this determination of the conservative upper bound of M_G are discussed in subsection 3.3. A related discussion is also found in appendix B.

Now that we know that the upper bound is obtained on the $(N = 2)$ -SUSY line, it is possible to obtain the upper bound of M_G without numerical analysis. Indeed, the following two facts make the analysis very simple; M_G is essentially the only free parameter on the line, and the 1-loop renormalization-group evolution is a good approximation there.

The gauge coupling constant g_{2H} is given at M_G by

$$\frac{1}{g_{2H}(M_G)} = \frac{4}{2} \ln \frac{M_G}{M_{23}} \quad (17)$$

through the matching equations (11) and (12), where a threshold correction proportional to $\ln(M_{3V}/M_{3C})$ is neglected owing to the $N = 2$ SUSY. Here, M_{23} is defined so that $g_3(M_{23}) = g_2(M_{23})$. The gauge coupling constant g_{2H} so determined should not be too large because

$$\frac{1}{g_{2H}(M_{3V})} - \frac{1}{g_{2H}(M_G)} - \frac{2}{2} \ln \frac{M_{3V}}{M_G} > 0: \quad (18)$$

It follows only from the inequality in (18)¹⁴ that $g_{2H}(M_G) > 3.7$; note that $M_{3V} = M_G$ can be expressed in terms of g_{2H} and g_{GUT} . Thus, the upper bound of M_G is given by

$$M_G \leq e^{\frac{2}{4 - g_{2H}(M_G)}} M_{23} < e^{\frac{3.7}{4}} M_{23} \approx 0.40 M_{23}: \quad (19)$$

3.3 Uncertainties in the Upper Bound of the Gauge-Boson Mass

Here, we estimate uncertainties in our prediction of the upper bound of the GUT-gauge-boson mass. Uncertainties arising from our analysis of the GUT model are discussed in this subsection, while uncertainties arising from low-energy physics are discussed in section 5.

First, we focus on the effects from the $SU(5)_{GUT}$ interaction. They have been neglected¹⁵ in the discussion of the previous subsection, but they do contribute to the 2-loop beta functions; in addition, the higher-loop contributions from g_{2H} and g_{2H} no longer cancel because the $SU(5)_{GUT}$ interaction does not preserve $N = 2$ SUSY. Thus, the renormalization-group evolution is changed and the determination of the upper bound is affected. The $SU(5)_{GUT}$ interaction contributes to the beta function of g_{2H} in Eq. (39) by less than 10% of the 1-loop

¹⁴"3.7" is almost independent of the SUSY threshold corrections to the MSSM gauge coupling constants.

¹⁵They are not neglected in the numerical analysis in Fig. 2.

contribution¹⁶. Thus, the value of $g_{2H}(M_G)$ for the upper-bound value of M_G is not changed by 10% (see Eq. (18)). As a result, the upper bound of M_G is not modified by a factor of more than $e^{(2\beta_{2H}(M_G)) \times (10\%)} \approx 10^{0.04}$.

Second, the perturbative expansion would not converge when the 't Hooft coupling $2\beta_{2H} = (4 - \beta_{2H})$ exceeds unity. It is impossible to extract any definite statement on the renormalization-group evolution when the perturbative expansion is not valid. However, most of the renormalization-group evolution is in the perturbative regime, i.e. $(4 - \beta_{2H}) > 1$, since we know that $(4 - \beta_{2H})(M_G) \approx 3.7$ for the upper-bound value of M_G . Thus, we consider that the perturbation analysis in the previous subsection is fairly reliable.

Third, non-perturbative contributions are also expected in the beta functions, and they might not be neglected since the gauge coupling constants are relatively large in this model. They¹⁷ are expected to be of the form [27]

$$1 - \frac{T_G}{2} \frac{\partial}{\partial \ln} \frac{1}{()} = \frac{3T_G}{2} \frac{T_R}{2} + \sum_{n=1}^{\infty} c_n g^{2T_G} e^{\frac{2}{n}}; \quad (20)$$

where c_n 's are numerical factors of the order of unity. Each contribution comes from n -instantons. Here, we neglected perturbative and non-perturbative contributions through wave-function renormalizations of hypermultiplets. This is because hypermultiplets of $N = 2$ SUSY gauge theories are protected from any radiative corrections [28]. We see that the non-perturbative effects given above are not significant when the renormalization point is around the GUT scale, since

$$(g_{2H})^4 e^{\frac{2}{2H}} \approx 5 \times 10^{-5} \ll 1; \quad (21)$$

So far, the analysis is based on a renormalizable theory. However, the Yukawa couplings of quarks and charged leptons are given by non-renormalizable operators in (3). Another non-renormalizable operator is also necessary to account for the fact that the Yukawa coupling constants of strange quark and muon are not unified in a simple manner. Those operators, however, affect the gauge coupling constants through renormalization group only at higher-loop levels. Moreover, they are not relevant to the renormalization-group flow (say, in the sense of Wilsonian renormalization group) except near the cut-off scale M . These are the reasons why we neglected the effects of those operators.

¹⁶See appendix B for more details.

¹⁷We thank Tohru Eguchi for bringing this issue to our attention.

There may be, however, a non-renormalizable operator

$$W = 2 \text{tr} \left[\frac{1}{4g^2} + c \frac{Q Q}{M^2} A W W A \right]; \quad (22)$$

which directly modifies the matching equations of the gauge coupling constants at tree level. Exactly the same analysis as in subsections 3.1 and 3.2 tells us that the upper bound of M_G given in Eq. (19) is modified¹⁸ into

$$M_G < 0.40 \cdot 10^{0.82/c} M_{2-3}; \quad (23)$$

as long as $c > (3/7 = (6/14) + 1/9) (g = g_{\text{GUT}}) = 1.2$, $0.16 + 1/3 (g = g_{\text{GUT}})$; here, $g = (g_3 - g) = g_1 (M_{1-2})$, $(0.03 \{ 0.01 \})$.

4 Gauge-Boson Mass in the $SU(5)_{\text{GUT}} \times U(3)_H$ Model

4.1 Parameter Region of the Model

The same analysis as in section 3 is performed for the $SU(5)_{\text{GUT}} \times U(3)_H$ model. The 1-loop matching equations in this model, which are quite similar to Eqs. (11)-(13), are found in [21]. The particle spectrum around the GUT scale, which comes into the threshold corrections, is summarized in Table 4.

There are six parameters in the matching equations: $M_G, M_{8V} = M_{8C}, 1 = g_{\text{GUT}}, 1 = g_{3H}$, and $1 = g_{1H}$, just as in the $SU(5)_{\text{GUT}} \times U(2)_H$ model, and $M_{H_c} M_{H_c} = M_G^2$. Three of them are fixed through the matching equations, and the other three are left undetermined. We take $M_G, M_{8V} = M_{8C}$ and $M_{H_c} M_{H_c} = M_G^2$ as the three free parameters. The space of these parameter is restricted by requiring that all the coupling constants $g_{3H}(M), g_{3H}^{(c)}, g_{1H}(M)$ and $g_{1H}^{(c)}$ be finite in the renormalization-group evolution toward the UV, at least within the range of the spectrum.

The parameter region is shown in Fig. 3; only the $g_{1H}^{(c)} \frac{M_{H_c} M_{H_c}}{M_G^2} = 10^{0.3}$ cross section is described, and hence the region is described in the $M_G \{ (M_{8V} = M_{8C}) \}$ plane. This analysis is based on the value of $g_{3H}(M)$ that is calculated from $\overline{MS}^{(5)}(M_Z) = 0.1132$, i.e. a value smaller than the central value by 2%. This is because it makes our analysis more conservative. The parameter region obtained by the 1-loop renormalization group is shown as the shaded area in

¹⁸Contributions to Eqs. (11)-(13) are, for example, $c = 16 \cdot 0.024 \cdot 1.2/c$ at the point in the parameter space indicated by an arrow in Fig. 2.

Fig. 3. The region is bounded from the right and from the left, which is again consistent with the rough estimate of the matching scale given in subsection 2.3. The region is also bounded from below just for the same reason as in subsection 3.2. The parameter region distant from the $(N = 2)$ -SUSY line¹⁹ $M_{8V} \neq M_{8C}$ is excluded when 2-loop effects are included²⁰ in the beta functions of the gauge coupling constants; the 2-loop contributions have significant effects compared with 1-loop effects, because the 1-loop beta function of g_{3H} accidentally vanishes. The 1-loop renormalization-group evolution is reliable on the $(N = 2)$ -SUSY line, the thick line in Fig. 3, and hence the points indicated by (A) and (B) give the upper and the lower bound of M_G , respectively, in the $(M_{H_c} M_{H_c} = M_G^2) = 10^{0.3}$ cross section. The upper and the lower bound of M_G of the model are the maximum and the minimum value that M_G takes at (A) and (B), respectively, when the remaining parameter $(M_{H_c} M_{H_c} = M_G^2)$ is varied. Since it is evident from the figure that the lower bound of M_G leads to too fast a proton decay, we focus in the following only on the upper bound of M_G .

4.2 Uncertainties in the Upper Bound of the Gauge-Boson Mass

In this subsection, we estimate uncertainties in the prediction of the upper bound of the GUT-gauge-boson mass obtained in the previous subsection. The uncertainties that originate from low-energy physics, however, are discussed in section 5.

First, we discuss the effects of the interactions that violate the $N = 2$ SUSY. The $SU(5)_{GUT}$ gauge interaction and the cubic couplings in the fourth line of (7) are the sources of the violation of the $N = 2$ SUSY. Those interactions change the 1-loop-exact evolution of $N = 2$ SUSY gauge theories. The change in the upper bound of M_G comes²¹ from the change in the evolution of g_{1H} , because the upper bound was determined by the running of g_{1H} in the absence of $(N = 2)$ -SUSY breaking. The beta function of g_{1H} is changed at most by a few per cent²², which leads to the change of the upper bound of M_G by a factor of at

¹⁹The $N = 2$ SUSY is enhanced in the GUT-symmetry-breaking sector when

$$g_{1H} \neq g_{1H}(\frac{0}{1H}); \quad g_{3H} \neq g_{3H}(\frac{0}{3H}); \quad (24)$$

are satisfied and h, h^0, g_{GUT} are neglected [17, 8, 21].

²⁰We set the initial values $(M = M_G)$ of coupling constants that are not determined by the matching equation as follows:

$$h = h^0; \quad g_{3H} = g_{3H}^0; \quad g_{1H} = g_{1H}^0 = g_{1H}: \quad (25)$$

This choice makes the renormalization-group evolution the most stable.

²¹We confirmed that the change in the evolution of g_{3H} is not so significant as to make the finiteness of g_{3H} a more severe condition than that of g_{1H} .

²²This estimate comes from the ratio between the 1-loop contribution and the $SU(5)_{GUT}$ contribution

most $10^{-0.01}$.

Second, one can see from the matching equations [21] of this model that the gauge coupling constants g_{3H} and g_{1H} are not so large as to invalidate the perturbative expansion when the coloured-Higgs particles are moderately heavier than the GUT-gauge-boson mass; only one threshold correction from the coloured-Higgs particles is sufficient to keep both coupling constants within the perturbative regime. Non-perturbative effects are not important at all in such a region.

Finally, a non-renormalizable operator that corresponds to (22) may also exist in this model. Such an operator, if it exists, contributes to the matching equations at tree level. In its presence, we can perform exactly the same analysis as in the previous subsection. The result of this analysis is presented in section 6.

5 Conservative Upper Bound of Proton Lifetime

The analysis in sections 3 and 4 presented the way of extracting the upper bound of the GUT-gauge-boson mass for both models. The lifetime of the proton through the GUT-gauge-boson exchange is given [23] in terms of M_G as

$$(\tau(p \rightarrow e^+))' \approx 1.0 \times 10^{35} \frac{(0.015 \text{ GeV})^3}{\langle H \rangle} \frac{2.5}{A_R} \frac{1}{25_{\text{GUT}} (M_G)} \frac{M_G^4}{10^{16} \text{ GeV}} \text{ yrs}; \quad (26)$$

where $\langle H \rangle$ is a hadron matrix element²³ calculated with lattice quenched QCD [30] ($\langle H \rangle = 0.015 \pm 0.001 \text{ GeV}^3$) renormalized at 2.3 GeV and $A_R \approx 2.5$ a renormalization factor of the dimension-six proton-decay operators [31]; A_R consists of a short-distance part, $A_R^{(\text{SD})} \approx 2.1$, which comes from the renormalization between the GUT scale and the electroweak scale, and a long-distance part²⁴, $A_R^{(\text{LD})} \approx 1.2$, from the renormalization between the electroweak scale at two loops. Note also that the $\langle h \rangle = \langle \bar{h}^2 \rangle = (4)$ contribution has a sign opposite to that of the $SU(5)_{\text{GUT}}$ contribution.

²³The hadron matrix element $\langle H \rangle$ is defined by $\langle \text{vac} | j(u_R d_R) u_L | p(\vec{k}) \rangle = \langle H \rangle u(\vec{k})$. This is related to another matrix element W ($\approx 0.15 \pm 0.02 \text{ GeV}^2$) through

$$\frac{\langle H \rangle}{2f} = W; \quad (27)$$

where W is defined by $\lim_{p \rightarrow 0} \langle p | j(u_R d_R) u_L | p(\vec{k}) \rangle = W u(\vec{k})$, and f is the pion decay constant ($2f = 130 \pm 5 \text{ MeV}$ [29]).

²⁴The numerical coefficient of the formula of the lifetime adopted in [21] is different from the one in Eq. (26) in this article. This is because the formula in [21] is based implicitly on $A_R \approx 3.6$ in [32], whose value is the effect of renormalization between the GUT scale and 1 GeV . It was therefore incorrect, in [21], to use at the same time $A_R \approx 3.6$ renormalized at 1 GeV and the hadron matrix element in [30] renormalized at 2.3 GeV .

and 2.3 GeV ($A_R = A_R^{(SD)} - A_R^{(LD)}$). We note the expression of $A_R^{(SD)}$ [32] for later convenience:

$$A_R^{(SD)} = \frac{C(M_Z)}{C(M_G)}!^{\frac{4=3}{b_3=3}} \frac{L(M_Z)}{L(M_G)}!^{\frac{3=2}{b_2=-1}} \frac{Y(M_Z)}{Y(M_G)}!^{\frac{23=30}{b_1=-33=5}}; \quad (28)$$

where b_i ($i=1;2;3$) are coefficients of the 1-loop beta functions of the three gauge coupling constants of the MSSM. The renormalization from Yukawa coupling constants is omitted because its effect is negligible.

Threshold corrections from SUSY particles are of the same order as those from the particles around the GUT scale. The 2-loop effects in the renormalization-group evolution between the electroweak scale and the GUT scale are also of the same order. Therefore, the two above effects should be taken into consideration in deriving predictions on the GUT-gauge-boson mass (and hence on the lifetime of the proton). This implies, in particular, that the predictions depend on the spectrum of SUSY particles. We present the predictions on the upper bound of the lifetime of the proton as a function of SUSY-breaking parameters of the mSUGRA boundary condition in subsection 5.1. Predictions can be obtained also for other SUSY-particle spectra such as that of gauge-mediated SUSY breaking (subsection 5.2). Subsection 5.3 discusses how the predictions are changed when there are vector-like $SU(5)_{GUT}$ -multiplets at a scale below the GUT scale.

5.1 mSUGRA SUSY Threshold Corrections

Let us first consider the SUSY-particle spectrum determined by the mSUGRA boundary condition. This spectrum and the MSSM gauge coupling constants in the \overline{DR} scheme are calculated in an iterative procedure. We use the `SOFTSUSY 1.7` code [33] for this purpose. These coupling constants are evolved up to the GUT scale through the 2-loop renormalization group. They are used as input in the left-hand sides of, say, Eqs. (11)-(13), to obtain a prediction of the upper bound of the GUT-gauge-boson mass. The universal scalar mass m_0 and the universal gaugino mass $m_{1=2}$ are varied, while we fix the other parameters of the mSUGRA boundary condition²⁵; $\tan\beta = 10.0$, $A_0 = 0$ GeV, and the sign of the μ parameter is the standard one.

The left panel of Fig. 4 is a contour plot on the m_0 - $m_{1=2}$ plane, describing the upper bound of the proton lifetime in the $SU(5)_{GUT} \times U(2)_h$ model, where we set the unknown coefficient c of the non-renormalizable operator (22) to zero. The QCD coupling constant

²⁵This is because changes in these parameters did not change the result at all as in [21].

$\overline{M}_S^{S;(5)}(M_Z) = 0.1212$ is used, so that the upper bound becomes more conservative. One can see that this upper bound ranges over $(1.4\{3.2) \cdot 10^3$ yrs. Notice that the $(m_0, m_{1=2})$ dependence of the proton lifetime arises almost only through the variation of M_{2-3} (see Eq. (19)). Indeed, the contours of the upper bound of the lifetime in the left panel of Fig. 4 behave in the same way as those of M_{2-3} in the upper-left panel of Fig. 5.

It is now easy to see how much the prediction is changed when we adopt the central value of the QCD coupling constant, $\overline{M}_S^{S;(5)}(M_Z) = 0.1172$. Since the choice of the QCD coupling constant directly changes M_{2-3} , it severely affects the upper bound of M_G in this model. M_{2-3} is decreased by a factor $e^{\frac{2}{b_3-b_2}(\frac{1}{0.1172} - \frac{1}{0.1212})}$, and the lifetime is shortened by a factor $e^{2 \cdot 0.28} \approx 0.2$. We conclude that the upper bound of the lifetime does not exceed $1 \cdot 10^3$ yrs even when the SUSY-breaking parameters m_0 and $m_{1=2}$ are varied up to 2000 GeV if we adopt the central value of the QCD coupling constant.

The hadron matrix element χ_H in [30], which has a statistical error $\chi_H = 0.015 \pm 0.001 \text{ GeV}^3$, does not include a systematic error (e.g. an error due to the quenched approximation). Reference [35] estimates that the systematic error is about 50%, which leads to an uncertainty in the lifetime of a factor of 2.

Therefore, the conservative upper bound is roughly $< 6 \cdot 10^3$ yrs, where we exploit the uncertainties in the SUSY threshold corrections, in the value of the QCD coupling constant and in the hadron matrix element. Thus, the prediction does not contradict the experimental lower bound from Super-Kamiokande $(p \rightarrow e^+ \gamma) > 5 \cdot 10^3$ yrs (90% C.L.) [36] at this moment²⁶, yet the large portion of the parameter region is already excluded. Moreover, one can expect that the uncertainties originating from low-energy physics will be reduced in the future. Thus, further accumulation of data in Super-Kamiokande and the next generation of water-Cherenkov detectors will be sure either to exclude this model without the non-renormalizable operator (22), or to detect the proton decay.

Now, we move to consider the $SU(5)_{GUT} \times U(3)_H$ model. The right panel of Fig. 4 is a contour plot on the $m_0\{m_{1=2}$ plane, describing the upper bound of the proton lifetime in the $SU(5)_{GUT} \times U(3)_H$ model. The QCD coupling constant $\overline{M}_S^{S;(5)}(M_Z) = 0.1132$ is used. The upper bound of the proton lifetime ranges over $(1\{5) \cdot 10^5$ yrs on the mSUGRA parameter space that is not excluded by the LEP II bound on the lightest-Higgs-boson mass.

Let us now see how much the above prediction is changed by uncertainties related to the QCD. First, the following observation is important in discussing the effect from the

²⁶The lifetime listed in [29] is $(p \rightarrow e^+ \gamma) > 1.6 \cdot 10^3$ yrs (90% C.L.), based on a paper [37] published in 1998.

uncertainty in the value of the QCD coupling constant. The behaviour of the contours of the upper bound of the lifetime, and hence of the GUT-gauge-boson mass has, in this model, strong correlations with that of M_{12} presented in the upper-right panel of Fig. 5. We find an empirical relation

$$M_G < 0.60 M_{12} \quad (29)$$

Thus, the upper bound does not depend on the value of the QCD coupling constant very much, since M_{12} is not affected very much. Second, the uncertainty in the hadron form factor is common to both models. Therefore, the most conservative upper bound of the proton lifetime is roughly $< 10^{36}$ yrs in this model. In particular, the proton decay might not be within the reach of the next generation of experiments.

5.2 Threshold Corrections from Various SUSY-Particle Spectrum

Gauge-mediated SUSY breaking (GMSB) is one of the highly motivated models of SUSY breaking. The spectrum of the SUSY particles is different from that of the mSUGRA SUSY breaking, and moreover, there are extra $SU(5)_{GUT}$ -charged particles as messengers. Thus, the predictions on the proton lifetime are different from those in the case of mSUGRA SUSY breaking. We discuss the effects of the difference in the SUSY-particle spectra in this subsection. A possible change of predictions due to the existence of extra particles is discussed in the next subsection.

The ranges of the GUT-gauge-boson masses is different for different SUSY-particle spectra, yet the difference only arises from the difference in the two energy scales M_{23} and M_{12} : the energy scale where the $SU(2)_L$ and $SU(3)_C$ coupling constants become the same and where those of $U(1)_Y$ and $SU(2)_L$ become the same, respectively. The upper bound of M_G is given in terms of M_{23} through Eq. (19) in the $SU(5)_{GUT} \times U(2)_H$ model, and in terms of M_{12} through Eq. (29) in the $SU(5)_{GUT} \times U(3)_H$ model.

Figure 5 shows how M_{23} and M_{12} vary over the parameter space of the GMSB. The parameter space is spanned by two parameters: an overall mass scale of the SUSY breaking in the MSSM sector and the messenger mass M_{mess} . We assume that the messenger sector consists of one pair of $SU(5)_{GUT} \times (5 + \bar{5})$ representations. Gaugino masses are given by

$$m_{g_i} = \frac{i}{4} \left(1 + O \left(\frac{1}{M_{mess}} \right) \right) \quad (i = 1, 2, 3) \quad (30)$$

at the threshold M_{mess} . We calculate the SUSY-particle spectrum, the SUSY threshold corrections to the MSSM gauge coupling constants and the renormalization-group evolution

to the messenger scale using the code [33]. We include contributions from the messenger particles into the beta functions in the renormalization-group evolution from the messenger scale to the GUT scale. M_{23} and M_{12} are obtained and are shown in Fig. 5. It is clear from Fig. 5 that the ranges of M_{23} and M_{12} are almost the same in the mSUGRA and GMSB parameter spaces. Therefore, we conclude that there is little effect that comes purely from the difference between the SUSY-particle spectra of the mSUGRA and GMSB.

The gaugino masses satisfy the GUT relation in both the mSUGRA and GMSB spectra, which may be the reason why M_{23} and M_{12} are almost the same in the two spectra. The gaugino mass spectrum, however, might not satisfy the GUT relation²⁷. Even in this case, we can obtain the upper bound of the lifetime through M_{23} for the $SU(5)_{\text{GUT}} \times U(2)_H$ model and through M_{12} for the $SU(5)_{\text{GUT}} \times U(3)_H$ model.

5.3 Vector-Like $SU(5)_{\text{GUT}}$ -Multiplet at Low Energy

There are several motivations to consider charged particles in vector-like representations, whose masses are of the order of the SUSY-breaking scale or an intermediate scale. Messenger particles are necessary in the GMSB models, and the anomaly cancellation of the discrete R symmetry also requires [39] extra particles such as $SU(5)_{\text{GUT}}-(5+5)$.

There are three effects on the proton lifetime in the presence of these particles. The first two effects come from the change in the values of the unified coupling constant g_{GUT} and the renormalization factor A_R of the proton-decay operators. First, the unified gauge coupling constant is larger in the presence of new particles, and hence the decay rate is enhanced. Then, the lifetime is shortened by a factor not smaller than 0.66 when a vector-like pair $SU(5)_{\text{GUT}}-(5+5)$ exists at an energy scale not lower than 1 TeV. Second, the renormalization factor A_R is changed by such a vector-like pair only in its short-distance part. The new expression for $A_R^{(\text{SD})}$ is now given by

$$A_R^{(\text{SD})} = \frac{\frac{C(M_Z)}{C(M)}!^{\frac{4=3}{3}} \frac{L(M_Z)}{L(M)}!^{\frac{3=2}{1}} \frac{Y(M_Z)}{Y(M)}!^{\frac{23=30}{33=5}}}{\frac{C(M)}{C(M_G)}!^{\frac{4=3}{2}} \frac{L(M)}{L(M_G)}!^{\frac{3=2}{2}} \frac{Y(M)}{Y(M_G)}!^{\frac{23=30}{38=5}}}; \quad (31)$$

where M is the mass scale of the vector-like pair. We find that $A_R^{(\text{SD})}$ increases from 2.1 to 2.5

²⁷Gaugino masses without the GUT relation are not unnatural at all in the product-group unification models we discuss in this article [38].

as the mass scale M decreases from the GUT scale to 1 TeV. Thus, the lifetime is shortened by a factor not smaller than 0.71 because of the renormalization factor.

The third effect is due to threshold corrections from the vector-like particles. The triplets and doublets in the vector-like pair $5+5$ are expected to have different masses, just as the bottom quark and tau lepton do. The triplets will be heavier than the doublets by

$$\frac{M_{3+3}}{M_{2+2}} = \frac{c(M_{5+5})^{\frac{1}{3}}}{c(M_G)}; \quad (32)$$

which increases from 1.0 to 2.1 as the mass scale M_{5+5} of a vector-like pair $SU(5)_{\text{GUT}} - (5+5)$ decreases from the GUT scale to 1 TeV. The upper bound of the proton lifetime in the $SU(5)_{\text{GUT}} - U(2)_H$ model becomes tighter by a factor $(M_{2+2} = M_{3+3})^{1=4} > 0.48$ as M_{2+3} is decreased by a factor $(M_{2+2} = M_{3+3})^{1=4}$; in the $SU(5)_{\text{GUT}} - U(3)_H$ model, instead, it is loosened by a factor $(M_{3+3} = M_{2+2})^{2=7} < 1.2$ as M_{1+2} is increased.

The proton decay is, thus, enhanced by all three effects in the $SU(5)_{\text{GUT}} - U(2)_H$ model; the lifetime is shortened by a factor of 0.22 when $SU(5)_{\text{GUT}} - (5+5)$ exists at 1 TeV. The rate is enhanced also in the $SU(5)_{\text{GUT}} - U(3)_H$ model; the lifetime is shortened by a factor of 0.56.

6 Conclusions and Discussion

We analysed the proton-decay amplitude in a class of models of SUSY GUTs: $SU(5)_{\text{GUT}} - U(N)_H$ models with $N = 2, 3$. Dimension-five proton-decay operators are completely forbidden, and hence the gauge-boson exchange is the process that dominates the proton decay. We found that the gauge-boson mass is bounded from above by

$$M_G < 0.40 \cdot 10^{0.82 \cdot c} \cdot M_{2+3} \quad (33)$$

in the $SU(5)_{\text{GUT}} - U(2)_H$ model²⁸ and by

$$M_G < 0.60 \cdot 10^{0.4 \cdot c} \cdot M_{1+2} \quad (34)$$

in the $SU(5)_{\text{GUT}} - U(3)_H$ model. Here, $M_{2+3} (M_{1+2})$ denotes an energy scale where $SU(2)_L$ and $SU(3)_C - U(1)_Y$ and $SU(2)_L$ gauge coupling constants are equal, respectively. In the right-hand sides, c are coefficients of non-renormalizable operator (22) in the $SU(5)_{\text{GUT}} - U(2)_H$ model and of the one that corresponds to (22) in the $SU(5)_{\text{GUT}} - U(3)_H$ model. It is quite

²⁸This expression for the upper bound of M_G is valid as long as $c > 0.16 + 1.3 \cdot (g = g_{\text{GUT}})$.

important to note that the upper bound was obtained in these models (for fixed c), which leads to the upper bound of the lifetime. Although the gauge-boson masses are bounded also from below in the latter model, the lower bound is of no importance. This is because it predicts a lifetime much shorter than the lower bound obtained so far from experiments.

The coefficients c directly affect the gauge coupling unification, and hence they appear in the above formulae. One will see later that they are the largest source of uncertainties in the upper bound of the lifetime if c are of the order of unity. Although there may be an extra (broken) symmetry or any dynamics that suppress the non-renormalizable operators, we leave c in the formulae for generic cases.

In section 1, we briefly mentioned two other classes of models of SUSY GUTs constructed in four-dimensional space-time. Let us make a brief summary on the mass of the gauge bosons of such models before we proceed to a discussion of the lifetime.

Let us first discuss the gauge-boson mass in the models in [10, 11]. The spectrum around the GUT scale consists of three $((\text{adj}, 1)^0 + (1, \text{adj})^0)$'s and two $((3, 2)^{-5/6} + \text{h.c.})$'s of the MSSM gauge group, in addition to the GUT gauge boson. Parameters of the models allow a spectrum where the matter particles are lighter than the GUT gauge boson. Then, 1-loop threshold corrections from such a spectrum imply that the GUT-gauge-boson mass is heavier than the energy scale of approximate unification [43]. Therefore, no upper bound is virtually obtained in the models in [10, 11]. A lower bound might be obtained, yet no full study has been done so far. Non-renormalizable operators in the gauge kinetic functions affect the matching equations just as in our analysis.

On the contrary, in the models in [18], non-renormalizable operators do not affect the matching equations and, moreover, the mass of the GUT gauge boson is smaller than the energy scale where the three gauge coupling constants are approximately unified:

$$M_G \lesssim M_{\text{unif}}; \quad (35)$$

where $M_{\text{unif}} = M_{2/3} = M_{1/2}$, a a small parameter of the order of 10^{-1} and α the charge of a field whose VEV breaks the $SU(5)_{\text{GUT}}$ symmetry down to $SU(3)_C \times SU(2)_L \times U(1)_X$. Thus, M_G is fairly small in the models. The upper bound would be obtained once a model (α and a , in particular) is fixed. The Super-Kamiokande experiment already puts constraints on the choice of α and a . The proton decays also through dimension-ve operators, although these operators can be suppressed in some models in this class.

Thus, the ranges of the proton lifetime of those models lie in the following order:

$$(18)_{\text{dim } 6} \quad (SU(5)_{\text{GUT}} \times U(2)_H) < (SU(5)_{\text{GUT}} \times U(3)_H) < ([10]; [11]): \quad (36)$$

However, the ranges would have certain amount of overlap between one another, and hence it would be impossible to single out a model only from the decay rate of the proton. Detailed information on the branching ratio of various decay modes does not help for that purpose either; the decay is induced in all the above models²⁹ by one and the same³⁰ mechanism: the gauge-boson exchange.

Even if no model can be singled out, one can, and one will be able to exclude some of the models on the basis of experimental results currently available and obtained in the future, respectively. We summarize, in the following, the upper bound of the proton lifetime for the $SU(5)_{\text{GUT}} \times U(2)_H$ model and the $SU(5)_{\text{GUT}} \times U(3)_H$ model. It would also be of importance if one finds an upper bound and a lower bound of the lifetime in models in [18] and in [10, 11, 12], respectively.

Now the proton lifetime is bounded from above by

$$\tau(p \rightarrow e^+ \gamma) < 4.1 \times 10^{32} \frac{M_{23}^4}{10^{15.8} \text{ GeV}} \times 10^{-3.2c} \frac{0.015 \text{ GeV}^{3/2}}{g_H} \frac{1}{25_{\text{GUT}}} \frac{2.5^2}{A_R} \text{ yrs} \quad (37)$$

in the $SU(5)_{\text{GUT}} \times U(2)_H$ model. The largest uncertainty in this prediction comes from the value of c . Another from the systematic error in g_H . No estimate is available for the value of c . The error in g_H is not studied very much, yet the lifetime is changed by a factor of (0.5{2}) if the conservative estimate in [35] is adopted³¹. The experimental value of the QCD coupling constant $\overline{g_s^{(5)}}(M_Z)$ changes the prediction through the change in M_{23} . The upper bound is changed by a factor of (0.15{5.9}) when the coupling constant is varied by ± 2 error determined by experiments. The threshold corrections from SUSY particles also changes the prediction through the change in M_{23} . They change M_{23} typically from $10^{15.77} \text{ GeV}$ to $10^{15.90} \text{ GeV}$, and hence the upper bound is changed by a factor of (0.75{2.5}). Therefore, the theoretical upper bound exceeds the experimental lower bound ($\tau(p \rightarrow e^+ \gamma) > 5 \times 10^{33} \text{ yrs}$; 90% C.L.) only when³² all the low-energy uncertainties are exploited. See section 3.3 for the uncertainties that arise in the way of our analysis.

²⁹The proton decay can be induced by the gauge-boson exchange also in SUSY-GUT models in higher-dimensional spacetime [5, 7]. The branching ratio of various modes can be different [14, 15] from the standard one in those models.

³⁰If the dimension-ve decay is not the dominant process in the last class of models.

³¹We presented a numerical value of the upper bound of the proton lifetime in the abstract of this article. These two uncertainties are not included there, since it is impossible to make a precise estimate of them at this moment. The following two uncertainties, on the other hand, are included in obtaining the numerical value in the abstract.

³²This statement holds as long as the non-renormalizable operator (22) is neglected, i.e. as long as $c \rightarrow 1$.

The lifetime is shortened by a factor not smaller than 0.22 if $SU(5)_{GUT}-(5+5)$ exists at low energy. The threshold corrections from these particles contribute by a factor not smaller than 0.47 through the change in M_{23} , and the changes in g_{GUT} and in A_R contribute by factors not smaller than 0.66 and 0.71, respectively. Thus, those particles at 1 TeV would hardly be reconciled with the experimental bound without incorporating the non-renormalizable operator (22).

The lifetime is bounded from above by

$$(\tau(p \rightarrow e^+)) < 2.1 \cdot 10^{35} \frac{M_{12}^4}{10^{16.3} \text{ GeV}} 10^{2c} \frac{(0.015 \text{ GeV})^{3+2}}{g_H} \frac{1}{25 g_{GUT}} \frac{2.5}{A_R} \text{ yrs} \quad (38)$$

in the $SU(5)_{GUT} \times U(3)_H$ model. Uncertainties arise³³ from c and g_H as in the previous model. The value of the QCD coupling constant is not relevant to the prediction. The SUSY threshold corrections changes the upper bound typically by a factor of (0.40{2.5}) as M_{12} changes from $10^{16.20} \text{ GeV}$ to $10^{16.40} \text{ GeV}$.

The lifetime is shortened by a factor not smaller than 0.56 in the presence of $SU(5)_{GUT}-(5+5)$ below the GUT scale. The decay is more enhanced as their mass is smaller. The enhancement factor 0.56 (when the mass is 1 TeV) consists of suppression factor 1/2, which comes from M_{12} changed by threshold corrections of these particles, and enhancement factors 0.66 and 0.71 respectively from g_{GUT} and A_R .

Acknowledgements

The authors are grateful to the Theory Division of CERN for the hospitality, where earlier part of this work was done. They thank T. Yanagida for discussions and a careful reading of this manuscript. T.W. thanks the Japan Society for the Promotion of Science for financial support.

Appendix A Renormalization-Group Equations

In this section, renormalization-group equations of coupling constants of the models are listed.

$SU(5)_{GUT} \times U(2)_H$ model

³³They are not included in obtaining the numerical value in the abstract just for the same reason as in the previous model.

$$\frac{\partial}{\partial \ln} \frac{1}{2H} () = \frac{2}{2} \quad (1\text{-loop}) \quad (39)$$

$$\begin{aligned} & \frac{2}{2} \frac{(6 \frac{2H}{2H} \quad 5 \frac{2H}{2H} \quad \frac{0}{2H})}{2} \\ & \frac{1}{2} \frac{6(3 \frac{2H}{2H} + \frac{1H}{1H}) \quad 5(3 \frac{2H}{2H} + \frac{1H}{1H}) \quad (3 \frac{0}{2H} + \frac{0}{1H})}{4} \\ & \frac{5}{2} \frac{\frac{24}{10}}{\text{GUT}} : \end{aligned}$$

$$\begin{aligned} \frac{\partial}{\partial \ln} \frac{1}{2H} () &= \frac{2}{2} \frac{\frac{2H}{2H}}{\frac{2H}{2H}} + \frac{1}{2H} \frac{(6 \frac{2H}{2H} \quad 5 \frac{2H}{2H} \quad \frac{0}{2H})}{2} \\ &+ \frac{2}{2H} \frac{(3 \frac{2H}{2H} + \frac{1H}{1H}) \quad (3 \frac{2H}{2H} + \frac{1H}{1H})}{4} \\ &+ \frac{2}{2} \frac{\frac{24}{10}}{\text{GUT}} : \end{aligned} \quad (40)$$

$$\begin{aligned} \frac{\partial}{\partial \ln} \frac{1}{\frac{0}{2H}} () &= \frac{2}{2} \frac{\frac{2H}{\frac{0}{2H}}}{\frac{2H}{\frac{0}{2H}}} + \frac{1}{\frac{0}{2H}} \frac{(6 \frac{2H}{2H} \quad 5 \frac{2H}{2H} \quad \frac{0}{2H})}{2} \\ &+ \frac{2}{\frac{0}{2H}} \frac{(3 \frac{2H}{2H} + \frac{1H}{1H}) \quad (3 \frac{0}{2H} + \frac{0}{1H})}{4} : \end{aligned} \quad (41)$$

$$\begin{aligned} \frac{\partial}{\partial \ln} \frac{1}{1H} () &= \frac{6}{2} \quad (1\text{-loop}) \\ & \frac{1}{2} \frac{6(3 \frac{2H}{2H} + \frac{1H}{1H}) \quad 5(3 \frac{2H}{2H} + \frac{1H}{1H}) \quad (3 \frac{0}{2H} + \frac{0}{1H})}{4} \\ & \frac{5}{2} \frac{\frac{24}{10}}{\text{GUT}} : \end{aligned} \quad (42)$$

$$\begin{aligned} \frac{\partial}{\partial \ln} \frac{1}{1H} () &= \frac{6}{2} \frac{\frac{1H}{1H}}{\frac{1H}{1H}} + \frac{1}{1H} \frac{(6 \frac{1H}{1H} \quad 5 \frac{1H}{1H} \quad \frac{0}{1H})}{2} \\ &+ \frac{2}{1H} \frac{(3 \frac{2H}{2H} + \frac{1H}{1H}) \quad (3 \frac{2H}{2H} + \frac{1H}{1H})}{4} \\ &+ \frac{2}{2} \frac{\frac{24}{10}}{\text{GUT}} : \end{aligned} \quad (43)$$

$$\begin{aligned} \frac{\partial}{\partial \ln} \frac{1}{\frac{0}{1H}} () &= \frac{6}{2} \frac{\frac{1H}{\frac{0}{1H}}}{\frac{1H}{\frac{0}{1H}}} + \frac{1}{\frac{0}{1H}} \frac{(6 \frac{1H}{1H} \quad 5 \frac{1H}{1H} \quad \frac{0}{1H})}{2} \\ &+ \frac{2}{\frac{0}{1H}} \frac{(3 \frac{2H}{2H} + \frac{1H}{1H}) \quad (3 \frac{0}{2H} + \frac{0}{1H})}{4} : \end{aligned} \quad (44)$$

$SU(5)_{\text{GUT}} \times U(3)_H$ model

$$\frac{\partial}{\partial \ln} \frac{1}{3_H} () = 0 \quad (1\text{-loop}) \quad (45)$$

$$\begin{aligned} & \frac{3}{2} \frac{(6_{3H} \quad 5_{3H} \quad 0_{3H})}{2} \\ & \frac{1}{2} \frac{6(8_{3H} + 1_H) \quad 5(8_{3H} + 1_H) \quad (8_{3H}^0 + 1_H^0)}{6} \\ & + \frac{5}{2} \frac{24}{10} \text{GUT} + \frac{10}{2} \frac{1}{2} h : \end{aligned} \quad (46)$$

$$\begin{aligned} \frac{\partial}{\partial \ln} \frac{1}{3_H} () &= 0 + \frac{1}{3_H} \frac{(6_{3H} \quad 5_{3H} \quad 0_{3H})}{2} \\ & + \frac{2}{3_H} \frac{(8_{3H} + 1_H) \quad (8_{3H} + 1_H)}{6} \\ & + \frac{2}{3_H} \frac{24}{10} \text{GUT} + \frac{1}{2} h : \end{aligned} \quad (47)$$

$$\begin{aligned} \frac{\partial}{\partial \ln} \frac{1}{3_H^0} () &= 0 + \frac{1}{3_H^0} \frac{(6_{3H} \quad 5_{3H} \quad 0_{3H})}{2} \\ & + \frac{2}{3_H^0} \frac{(8_{3H} + 1_H) \quad (8_{3H}^0 + 1_H^0)}{6} \\ & + \frac{2}{3_H^0} \frac{5}{2} h : \end{aligned} \quad (48)$$

$$\begin{aligned} \frac{\partial}{\partial \ln} \frac{1}{1_H} () &= \frac{6}{2} \quad (1\text{-loop}) \\ & \frac{1}{2} \frac{6(8_{3H} + 1_H) \quad 5(8_{3H} + 1_H) \quad (8_{3H}^0 + 1_H^0)}{6} \\ & + \frac{5}{2} \frac{24}{10} \text{GUT} + \frac{10}{2} \frac{1}{2} h : \end{aligned} \quad (49)$$

$$\begin{aligned} \frac{\partial}{\partial \ln} \frac{1}{1_H} () &= \frac{6}{2} \frac{1_H}{1_H} + \frac{1}{1_H} \frac{(6_{1H} \quad 5_{1H} \quad 0_{1H})}{2} \\ & + \frac{2}{1_H} \frac{(8_{3H} + 1_H) \quad (8_{3H} + 1_H)}{6} \\ & + \frac{2}{1_H} \frac{24}{10} \text{GUT} + \frac{1}{2} h : \end{aligned}$$

$$\frac{\partial}{\partial \ln} \frac{1}{g_{1H}^{(0)}} = \frac{6}{2} \frac{1}{g_{1H}^{(0)}} + \frac{1}{g_{1H}^{(0)}} \frac{(6 \cdot 1_H + 5 \cdot 1_H + 1_H^{(0)})}{2} \quad (50)$$

$$+ \frac{2}{g_{1H}^{(0)}} \frac{(8 \cdot 3_H + 1_H)}{6} \frac{(8 \cdot 3_H^{(0)} + 1_H^{(0)})}{2} + \frac{2}{g_{1H}^{(0)}} \frac{5}{2} h : \quad (51)$$

$$\frac{\partial}{\partial \ln} \frac{1}{g_h} = \frac{1}{g_h} \frac{2(8 \cdot 3_H + 1_H)}{6} \frac{(8 \cdot 3_H^{(0)} + 1_H^{(0)})}{6} \frac{(8 \cdot 3_H^{(0)} + 1_H^{(0)})}{2} + \frac{1}{g_h} \frac{2 \cdot \frac{24}{10}}{GUT} \frac{(1 + 5 + 3)}{2} h :$$

B $N = 2$ SUSY and Infrared-Fixed Renormalization-Group Flow

Particle contents in the GUT-symmetry-breaking sector of the $SU(5)_{GUT} \times U(2)_H$ model can be regarded as multiplets of the $N = 2$ SUSY [17], and $N = 2$ SUSY is enhanced in this sector [8] when the $SU(5)_{GUT}$ gauge interaction is neglected and coupling constants satisfy

$$g_{1H} = g_{1H}^{(0)}; \quad g_{2H} = g_{2H}^{(0)}; \quad (52)$$

One can see in the right panel of Fig. 2 that the parameter region survives in the presence of the 2-loop effects only when the $N = 2$ SUSY is approximately preserved; the $M_{3V} = M_{3C}$ line is equivalent to $g_{2H} = g_{2H}^{(0)}$ when the $SU(5)_{GUT}$ gauge interaction is neglected.

This is not a coincidence. In any gauge theory with $N = 2$ SUSY, gauge coupling constants are renormalized only at the 1-loop level [26]. Anomalous dimensions of hypermultiplets vanish [28] at all orders in perturbative expansion, and even non-perturbatively. Therefore, the parameter allowed in the 1-loop analysis is still allowed when $N = 2$ SUSY is preserved even after the 2-loop effects have also been taken into account.

The band of the region around the $(N = 2)$ -SUSY line almost becomes a line as M_G becomes larger. For parameters above that line, the g_{2H} coupling constant becomes large at a renormalization point lower than M_{3V} , while for parameters below the line, the g_{2H} coupling becomes large at a renormalization point lower than M_{3C} ; a viable set of parameters was not found for large M_G even on the line in our numerical calculation. It does not mean, however, that the parameter does not exist at all on the $(N = 2)$ -SUSY line ($M_{3V} = M_{3C}$) for large M_G , as seen below. The $(N = 2)$ -SUSY relations (52) are not only renormalization-group

invariant but also infrared (IR)-fixed relations of the renormalization group:

$$\frac{\partial}{\partial \ln} \left(\frac{1}{g_{2H}^{(0)}} - \frac{1}{g_{2H}^{(1)}} \right) = \frac{21}{2} + \frac{7}{2} \left(\frac{g_{2H}^{(0)}}{2} \right) + \frac{6}{2} + \frac{2}{2} \left(\frac{g_{1H}^{(0)}}{4} \right); \quad (53)$$

$$\frac{\partial}{\partial \ln} \left(\frac{1}{g_{1H}^{(0)}} - \frac{1}{g_{1H}^{(1)}} \right) = \frac{6}{2} + \frac{2}{1H} \frac{3 \left(\frac{g_{2H}^{(0)}}{2} \right) + \left(\frac{g_{1H}^{(0)}}{4} \right)}{4}; \quad (54)$$

where the $SU(5)_{GUT}$ interaction is still neglected. This implies that the renormalization-group evolution to UV immediately becomes unstable³⁴, even for a set of parameters that is slightly distant from the IR-fixed relations. The IR-fixed property (UV instability) also implies that the parameter region is thin only when $M = M_G$, and not when the coupling constants are evaluated at $M \neq M_G$.

Thus, we can expect that the 1-loop analysis is completely reliable for a set of parameters exactly on the $(N = 2)$ -SUSY line and, in particular, that a viable set of parameters does exist on the line even if it is not found in the numerical analysis. Therefore, the maximum value of M_G is given at a point indicated by an arrow in the right panel of Fig. 2. At least, there would be no doubt that the maximum value of M_G obtained in such a way provides a conservative upper bound of M_G .

The above argument, however, is correct only when the $SU(5)_{GUT}$ gauge interaction is neglected. Therefore, let us now discuss the effects of the $SU(5)_{GUT}$ gauge interaction. These break the $N = 2$ SUSY in the sector. Thus, the $(N = 2)$ -SUSY relations in Eq. (52) are no longer renormalization-group-invariant, and the renormalization-group flow is no longer 1-loop exact. However, the $SU(5)_{GUT}$ interaction is much weaker than the $U(2)_H$ interactions, and its effects are small³⁵. Thus, they can be treated as small perturbations to the $(N = 2)$ -SUSY flow. In particular, the IR-fixed property of the renormalization-group equations (39)-(44) is not changed³⁶, except that the IR-fixed relations are slightly modified into

$$\left(\frac{g_{2H}^{(0)}}{2} \right); \left(\frac{g_{2H}^{(0)}}{2} \right); \left(\frac{g_{1H}^{(0)}}{4} \right); \left(\frac{g_{1H}^{(0)}}{4} \right)' \neq 0 \left(g_{GUT} \right); \quad (55)$$

³⁴This is the reason why we believe that it would not make the parameter region wider even if we set the values of undetermined parameters $g_{2H}^{(0)}$ and $g_{1H}^{(0)}$ differently from those in Eq. (16). A deviation from the $(N = 2)$ -SUSY relation at $M = M_G$ would immediately lead to a UV-unstable behaviour in the renormalization-group evolution.

³⁵This can be seen from the fact that the parameter region is still almost around the $(N = 2)$ -SUSY line, i.e. $M_{3V} \approx M_{3C}$, in the right panel of Fig. 2. $(N = 2)$ -SUSY-breaking interactions are included in the figure.

³⁶There is no IR-fixed relation in its strict meaning in the presence of the $SU(5)_{GUT}$ interaction. The "IR-fixed relations" in Eq. (55) involve $g_{2H}^{(0)}$ and $g_{1H}^{(0)}$ in the right-hand sides, and hence the "fixed relations" themselves change as the coupling constants flow. However, we still consider that they are almost IR-fixed relations, because the beta functions of the quantities in the right-hand sides ($\neq 0 \left(g_{GUT} \right)$) are much smaller than those of the quantities in the left-hand sides.

Coupling constants flow down into the modified fixed relations and then follow the relations. Thus, the evolution of the coupling constants toward the UV is the most stable when the parameter satisfies the "IR-fixed relations". The modified fixed relations are still almost the $(N = 2)$ -SUSY relations, and hence the 1-loop evolution is almost correct for the parameter satisfying the relations; beta functions are different from those at one loop only by an order of g_{GUT} . Moreover, combinations such as $(\alpha_{2H} - \frac{1}{2}\alpha_{2H}^{(0)})$ partially absorb the $SU(5)_{\text{GUT}}$ contributions in the beta functions. Therefore, the corrections to the 1-loop evolution are estimated conservatively from above when the $SU(5)_{\text{GUT}}$ contribution is purely added to the 1-loop beta functions, as we did in subsection 3.3.

References

- [1] E. Witten, Nucl. Phys. B 258 (1985) 75.
- [2] N. Sakai and T. Yanagida, Nucl. Phys. B 197 (1982) 533;
S. Weinberg, Phys. Rev. D 26 (1982) 287.
- [3] H. Murayama and A. Pierce, Phys. Rev. D 65 (2002) 055009 [[arXiv:hep-ph/0108104](#)];
and references therein.
- [4] Y. Hayato et al. [Super-Kamiokande Collaboration], Phys. Rev. Lett. 83 (1999) 1529 [[arXiv:hep-ex/9904020](#)].
- [5] Y. Kawamura, Prog. Theor. Phys. 105 (2001) 999 [[arXiv:hep-ph/0012125](#)].
- [6] L. J. Hall and Y. Nomura, Phys. Rev. D 64 (2001) 055003 [[arXiv:hep-ph/0103125](#)].
- [7] E. Witten, [arXiv:hep-ph/0201018](#).
- [8] Y. Imamura, T. Watari and T. Yanagida, Phys. Rev. D 64 (2001) 065023 [[arXiv:hep-ph/0103251](#)].
- [9] T. Watari and T. Yanagida, Phys. Lett. B 520 (2001) 322 [[arXiv:hep-ph/0108057](#)],
[arXiv:hep-ph/0208107](#).
- [10] R. Barbieri, G. R. Dvali and A. Strumia, Phys. Lett. B 333 (1994) 79 [[arXiv:hep-ph/9404278](#)].
- [11] S. M. Barr, Phys. Rev. D 55 (1997) 6775 [[arXiv:hep-ph/9607359](#)].
- [12] M. Dine, Y. Nir and Y. Shadmi, [arXiv:hep-ph/0206268](#).
- [13] I. Izawa and T. Yanagida, Prog. Theor. Phys. 97 (1997) 913 [[arXiv:hep-ph/9703350](#)].

- [14] L. J. Hall and Y. Nomura, Phys. Rev. D 66 (2002) 075004 [[arXiv:hep-ph/0205067](#)].
- [15] T. Friedmann and E. Witten, [arXiv:hep-th/0211269](#).
- [16] T. Yanagida, Phys. Lett. B 344 (1995) 211 [[arXiv:hep-ph/9409329](#)].
- [17] J. Hisano and T. Yanagida, Mod. Phys. Lett. A 10 (1995) 3097 [[arXiv:hep-ph/9510277](#)].
- [18] N. Maekawa, Prog. Theor. Phys. 106 (2001) 401 [[arXiv:hep-ph/0104200](#)]. N. Maekawa, Phys. Lett. B 521 (2001) 42 [[arXiv:hep-ph/0107313](#)].
- [19] Appendix of K. I. Izawa, K. Kurosawa, Y. Nomura and T. Yanagida, Phys. Rev. D 60 (1999) 115016 [[arXiv:hep-ph/9904303](#)].
- [20] N. Maekawa and T. Yamashita, Prog. Theor. Phys. 108 (2002) 719 [[arXiv:hep-ph/0205185](#)].
- [21] M. Fujii and T. Watari, Phys. Lett. B 527 (2002) 106 [[arXiv:hep-ph/0112152](#)].
- [22] T. Watari, Ph.D. thesis.
- [23] J. Hisano, H. Murayama and T. Yanagida, Nucl. Phys. B 402 (1993) 46 [[arXiv:hep-ph/9207279](#)].
- [24] G. F. Giudice and A. Masiero, Phys. Lett. B 206 (1988) 480.
- [25] I. Antoniadis, C. Kounnas and K. Tamvakis, Phys. Lett. B 119 (1982) 377.
- [26] M. T. Grisaru and W. Siegel, Nucl. Phys. B 201 (1982) 292 [Erratum, *ibid.* B 206 (1982) 496]; P. S. Howe, K. S. Stelle and P. C. West, Phys. Lett. B 124 (1983) 55.
- [27] N. Arkani-Hamed and H. Murayama, JHEP 0006 (2000) 030 [[arXiv:hep-th/9707133](#)].
- [28] R. Barbieri, S. Ferrara, L. Maiani, F. Palumbo and C. A. Savoy, Phys. Lett. B 115 (1982) 212; B. de Wit, P. G. Lauwers and A. Van Proeyen, Nucl. Phys. B 255 (1985) 569; P. C. Argyres, M. Ronen Plesser and N. Seiberg, Nucl. Phys. B 471 (1996) 159 [[arXiv:hep-th/9603042](#)].
- [29] K. Hagiwara et al. [Particle Data Group Collaboration], Phys. Rev. D 66 (2002) 010001.
- [30] S. Aoki et al. [JLQCD Collaboration], Phys. Rev. D 62 (2000) 014506 [[arXiv:hep-lat/9911026](#)].
- [31] J. Hisano, [arXiv:hep-ph/0004266](#).
- [32] L. E. Ibanez and C. Munoz, Nucl. Phys. B 245 (1984) 425.
- [33] B. C. Allanach, Comput. Phys. Commun. 143 (2002) 305 [[arXiv:hep-ph/0104145](#)].

- [34] B. C. Allanach, S. Kramer and W. Porod, [arXiv:hep-ph/0302102](#).
- [35] S. Raby, [arXiv:hep-ph/0211024](#).
- [36] Y. Suzuki et al. [TITAND Working Group Collaboration], [arXiv:hep-ex/0110005](#).
- [37] M. Shiozawa et al. [Super-Kamiokande Collaboration], Phys. Rev. Lett. 81 (1998) 3319 [[arXiv:hep-ex/9806014](#)].
- [38] N. Arkani-Hamed, H. C. Cheng and T. Moroi, Phys. Lett. B 387 (1996) 529 [[arXiv:hep-ph/9607463](#)].
- [39] K. Kurosawa, N. Mani and T. Yanagida, Phys. Lett. B 512 (2001) 203 [[arXiv:hep-ph/0105136](#)].
- [40] LEP Higgs Working Group Collaboration, [arXiv:hep-ex/0107030](#).
- [41] LEP II Supersymmetry Working Group,
http://lepsusy.web.cern.ch/lepsusy/www/inos_moriond01/charges_public.html
- [42] C. M. Hull, A. Karlhede, U. Lindstrom and M. Rocek, Nucl. Phys. B 266 (1986) 1.
- [43] C. Bachas, C. Fabre and T. Yanagida, Phys. Lett. B 370 (1996) 49 [[arXiv:hep-th/9510094](#)].

Fields	10^{ij}	5_i	X	Q_i, Q^i	Q_6, Q^6
R charges	1	1	2	0	0

Table 1: (Mod 4)-R charges of the elds in the $SU(5)_{GUT} \times U(2)_H$ model.

Fields	10^{ij}	5_i	$H(5)^i$	$H(5)_i$	X	Q_i, Q^i	Q_6, Q^6
R charges	1	1	0	0	2	0	0

Table 2: (Mod 4)-R charges of the elds in the $SU(5)_{GUT} \times U(3)_H$ model.

$(3,2)^{\frac{5}{6}}$	$(1,1)^0$	$(1,1)^0$	$(1,adj.)^0$	$(1,adj.)^0$
m.vect.	m.vect.	$+^y$	m.vect.	$+^y$
$p \frac{M_G}{2g_{GUT} v}$	$q \frac{M_{1V}}{2(g_{1H}^2 + 3g_{GUT}^2)v}$	$p \frac{M_{1C}}{2_{1H} v}$	$q \frac{M_{3V}}{2(g_{2H}^2 + g_{GUT}^2)v}$	$p \frac{M_{3C}}{2_{2H} v}$

Table 3: Summary of the particle spectrum around the GUT scale of the $SU(5)_{GUT} \times U(2)_H$ model. The first line denotes the representation under the gauge group of the MSSM. In the second line, m.vect. denotes $N = 1$ massive vector multiplets and $+^y$ a pair of $N = 1$ chiral and antichiral multiplets. In the last line, the mass of each multiplet are given in terms of gauge coupling constants and parameters in the superpotential (3).

$(3;2)^{\frac{5}{6}}$	$(3;1)^{\frac{1}{3}}$	$(3;1)^{\frac{1}{3}}$	$(1;1)^0$	$(1;1)^0$	$(adj;1)^0$	$(adj;1)^0$
m .vect.	+ $\frac{Y}{3}$	+ $\frac{Y}{3}$	m .vect.	+ $\frac{Y}{3}$	m .vect.	+ $\frac{Y}{3}$
$\frac{M_G}{p} = \frac{5}{2gv}$	$M_{H_c} = hv$	$M_{H_c} = h^0v$	$q \frac{M_{1V}}{2(g_{1H}^2 + 2g^2=5)v}$	$\frac{M_{1C}}{p} = \frac{1}{2} \frac{1}{1H v}$	$q \frac{M_{8V}}{2(g_{3H}^2 + g^2)v}$	$\frac{M_{8C}}{p} = \frac{1}{2} \frac{1}{3H v}$

Table 4: Summary of the particle spectrum around the GUT scale of the $SU(5)_{GUT} \times U(3)_H$ model. The $SU(5)_{GUT}$ gauge coupling constant g_{GUT} is abbreviated as g in this table. See the caption for Table 3 for the conventions in this table, replacing "\superpotential (3)" by "\superpotential (7)".

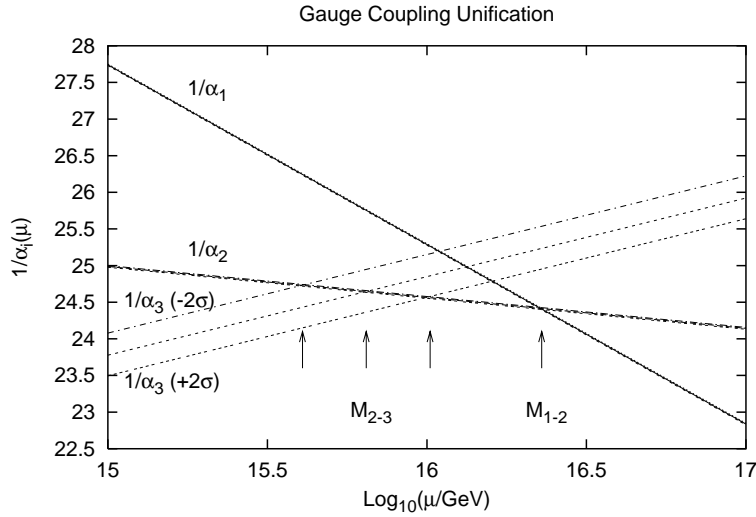


Figure 1: Close-up view of the unification of the three gauge coupling constants of the MSSM. The three structure constants in the \overline{DR} scheme of the $U(1)_Y$, $SU(2)_L$ and $SU(3)_C$ gauge interactions are denoted by $1/2, 3$, respectively. Three lines of $1/\alpha_3$ correspond to three different experimental inputs; the QCD coupling constants $\overline{MS}^{(5)}(\mu_Z) = 0.1132$ (-2σ), 0.1172 (central value) and 0.1212 ($+2\sigma$) are used [29]. The 2-loop renormalization-group effects of the MSSM and the SUSY threshold corrections are taken into account. The latter corrections are those from the SUSY-particle spectrum determined by the mSUGRA boundary condition with $\tan\beta = 10$, $A_0 = 0 \text{ GeV}$, $(m_0, m_{1=2}) = (400 \text{ GeV}, 300 \text{ GeV})$ and $\mu > 0$ (see the caption for Fig. 4 for the convention on the sign of μ).

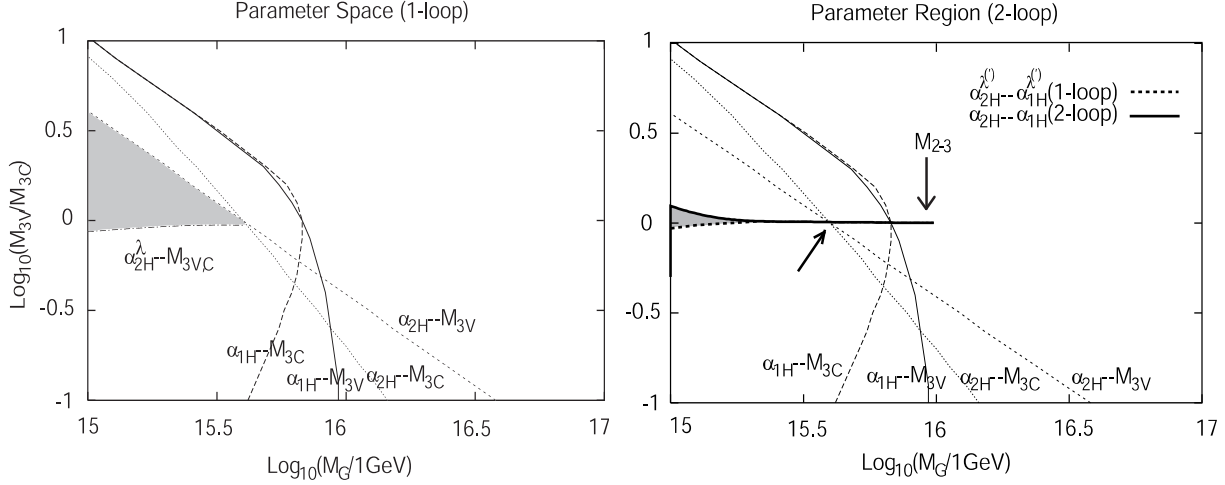


Figure 2: Parameter region of the $SU(5)_{GUT} \times U(2)_H$ model. The parameter space of the model spanned by two free parameters M_G and $M_{3V} = M_{3C}$ are restricted by requiring that all the running coupling constants of the model remain finite while the renormalization point is below the heaviest particle of the model. The left panel shows the parameter region, where the 1-loop renormalization group is used for all the coupling constants. The right-hand sides of the four curves labelled "(gauge-coupling)-mass" are excluded. The region below a curve labelled " $\alpha_{2H}^{(1)} - M_{3VC}$ " is also excluded. Thus, the parameter space of the model is restricted to the shaded triangular region. The right panel shows the parameter region (shaded), where 2-loop effects are included in the renormalization-group equations of gauge coupling constants. The four curves are those found in the left panel; we keep them just because they make it easier to compare the panel with the left one. The majority of the triangular region in the left panel is further excluded because of the 2-loop effects, and only a small region survives near the line $M_{3V} = M_{3C}$. The upper bound of M_G is indicated by an arrow. In the right panel, M_{2-3} indicates the unification point between $l=2$ and $l=3 (+2)$ (see Fig. 1 for details). It is easy to see that $M_G < 10^{15.6} \text{ GeV} \approx (10^{0.4} \approx 0.40) (M_{2-3} \approx 10^{16.0} \text{ GeV})$. Both two panels use $\overline{MS}_{(5)}(M_Z) = 0.1212$. The effects from the non-renormalizable operator (22) are not included here.

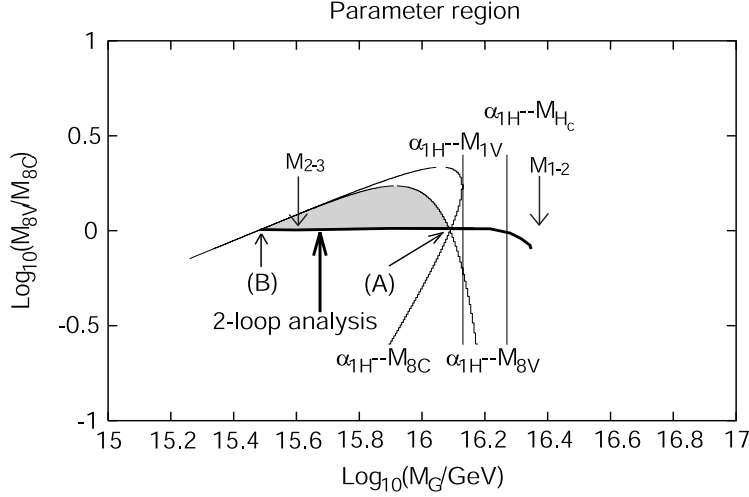


Figure 3: Parameter region of the $SU(5)_{GUT} \times U(3)_H$ model. The parameter space of the model is spanned by three independent parameters: M_G , $M_{8V} = M_{8C}$ and $(M_{H_c} M_{H_c}) = M_G^2$. The figure is the $(M_{H_c} M_{H_c}) = M_G^2 = 10^{0.3}$ cross section of the parameter space. We require that all the coupling constants remain finite under the renormalization group, while the renormalization point is below the heaviest particle of the model. This condition is satisfied in the shaded region when the 1-loop renormalization group is used. Thin curves and lines labelled "(gauge coupling)-mass" are lines where the corresponding gauge coupling constants become infinite at the corresponding mass scales. After two loop effects are included in the beta functions of the gauge coupling constants, the remaining allowed parameter region is only on the thick curve labelled "2-loop analysis". Points (A) and (B) denote the upper and the lower bound of the gauge-boson mass M_G , respectively, for fixed $(M_{H_c} M_{H_c}) = M_G^2 = 10^{0.3}$. The upper bound of M_G in the model is obtained as the maximum value M_G takes at (A) as $(M_{H_c} M_{H_c}) = M_G^2$ changes. One also sees immediately that the lower bound at (B) is so low that it is of no physical importance. M_{1-2} (M_{2-3}) indicates the unification point between $1 = 1$ and $1 = 2$ ($1 = 2$ and $1 = 3$ (2)) (see Fig. 1 for more details). Note that $(M_G \text{ at (A)}) < 10^{16.13} \text{ GeV}$ ($(0.60 \times 10^{0.22}) (M_{1-2}, 10^{16.35} \text{ GeV})$). The QCD coupling constant $\overline{M_S^{(5)}}(M_Z) = 0.1132$ is used. The effects from a non-renormalizable operator that corresponds to (22) in this model are not included here.

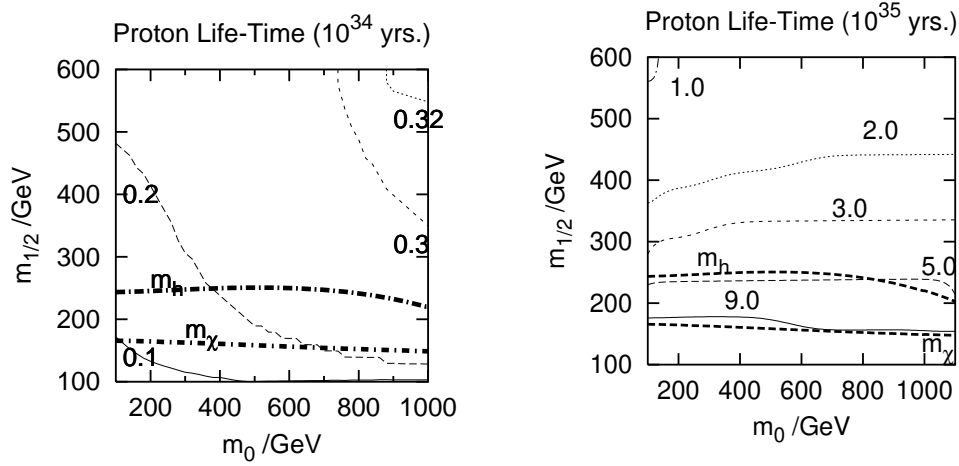


Figure 4: Contour plots of the upper bound of the proton lifetime on the mSUGRA parameter space. The left panel is the prediction of the $SU(5)_{GUT} \times U(2)_H$ model and the right one that of the $SU(5)_{GUT} \times U(3)_H$ model. The upper bound changes as the universal scalar mass m_0 and the universal gaugino mass $m_{1/2}$ are varied (other mSUGRA parameters are fixed at $\tan \beta = 10$, $A_0 = 0$). The parameter is chosen to be positive, when the constraint from the branching ratio of the $b \rightarrow s$ process is less severe. The upper bound of the lifetime varies as $(1.4\{3.2\}) \times 10^{34}$ yrs in the $SU(5)_{GUT} \times U(2)_H$ model, where the QCD coupling constant $\overline{M}_S^{(5)}(M_Z) = 0.1212$ is used. The upper bound varies as $(1\{5\}) \times 10^{35}$ yrs in the $SU(5)_{GUT} \times U(3)_H$ model, where the QCD coupling constant $\overline{M}_S^{(5)}(M_Z) = 0.1132$ is used. In both panels, the effects from non-renormalizable operators are not included. The thick curves labelled m_h and m_{χ} are the bounds on the mSUGRA parameter space from the LEP II experiment in search of the lightest Higgs ($m_h \geq 114$ GeV, 95% C.L.) [40] and the lightest chargino ($m_{\chi} \geq 103.5$ GeV, 95% C.L.) [41]. These curves are obtained by using the SOFTSUSY 1.7 code [33]. The excluded region changes when other codes are used; lower bound of $m_{1/2}$ for fixed m_0 can be higher by about 100 GeV. The code we adopt yields the largest pole mass of the lightest Higgs scalar among various codes available [34], and hence the excluded region is the smallest.

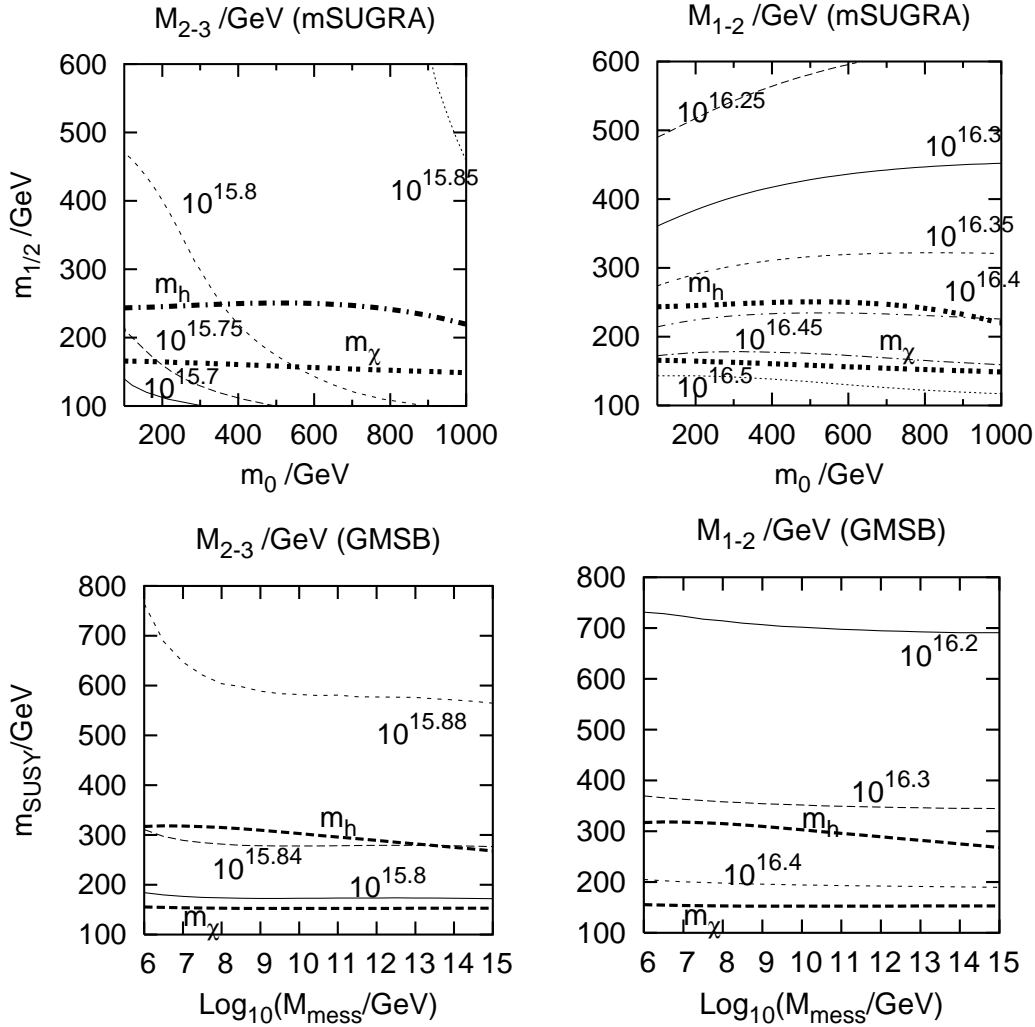


Figure 5: The left panels show the contour plots of the energy scale M_{2-3} , where the $SU(2)_L$ and $SU(3)_C$ gauge coupling constants become the same. The right panels show those of the energy scale M_{1-2} , where the $U(1)_Y$ and $SU(2)_L$ gauge coupling constants become the same. The upper panels are contour plots on the $(m_0; m_{1-2})$ parameter space of mSUGRA SUSY breaking, the lower ones are for the $(M_{\text{mess}}; m_{\text{SUSY}})$ ($(1=24)=(4))$ parameter space of the GMSB. Other parameters are fixed for both SUSY breakings; $A_0 = 0$ GeV for mSUGRA SUSY breaking, and $\tan\beta = 10.0$ and $\mu > 0$ for both SUSY breakings. $\frac{M_S^{(5)}}{s}(M_Z) = 0.1172$ is used as the QCD coupling constant in this figure. See the caption for Fig. 4 for more details about the region excluded by the LEP II experiments.