

The nucleon form factors of the energy momentum tensor in the Skyrme model

C. Cebulla, K. Goeke, J. Ossmann, P. Schweitzer

Institut für Theoretische Physik II, Ruhr-Universität Bochum, D-44780 Bochum, Germany

(dated: August, 2007)

The nucleon form factors of the energy-momentum tensor are studied in the large- N_c limit in the framework of the Skyrme model.

PACS numbers: 11.15Pg, 12.39Fe, 12.39Dc, 12.38Gc

Keywords: energy momentum tensor, form factors, nucleon, chiral soliton model, large N_c limit

I. INTRODUCTION

The information contained in the nucleon form factors of the energy momentum tensor (EMT) [1] allows to address, among others, questions like: How are the total momentum and angular momentum of the nucleon [2] shared among its constituents? Or, how are the strong forces experienced by its constituents distributed inside the nucleon [3]?

An answer is known only to the first of these questions. Deeply inelastic lepton nucleon scattering experiments show that at scales of several GeV^2 about half of the nucleon momentum (considered in the infinite-momentum frame) is carried by quarks, the other half by gluons. An appropriate tool allowing to deduce further information on the EMT form factors became available only during the last decade, namely generalized parton distribution functions [4] accessible in hard exclusive reactions [5, 6, 7, 8, 9, 10, 11, 12, 13], see [14, 15, 16, 17, 18] for reviews.

The perspective to learn in this way about the EMT form factors motivates theoretical studies. The nucleon EMT form factors were studied in lattice QCD [19, 20, 21, 22], chiral perturbation theory [23, 24, 25], and models such as the chiral quark soliton model [26, 27, 28]. (Particular aspects of the EMT form factors were discussed in this model in [29, 30, 31, 32, 33].) In this work we study the nucleon EMT form factors in the Skyrme model [34].

The Skyrme model has important virtues. First, the model respects chiral symmetry which plays a major role in the description of the nucleon. Second, it provides a practical realization of the picture of baryons as solitons of effective meson fields motivated in QCD in the limit of a large number of colours N_c [35]. Though $N_c = 3$ in nature does not seem to be a large number, large- N_c relations are often found to agree with phenomenology, although the approach has also its limitations [36]. Hereby it is also important to keep in mind that the chiral limit and the large- N_c limit do not commute [37]. Last not least, the simplicity of the Skyrme model makes it an appealing ground for numerous theoretical studies [38, 39, 40, 41, 42, 43, 44, 45, 46, 47, 48, 49], see [50, 51, 52] for reviews.

The purpose of the present study is threefold. First, the study of the EMT will shed some light on the model itself. Of particular interest in this context is the stability of the Skyrmion. Second, we calculate the nucleon EMT form factors in the Skyrme model which are of phenomenological interest for the studies of the hard exclusive reactions. Third, we compare the Skyrme model results to the outcome from other chiral models, in particular, from the chiral quark soliton model [27, 28]. This comparison will help to recognize general features of the EMT form factors which are common in the large- N_c soliton approach and therefore likely to be robust.

For completeness we remark that the general chiral structure of the EMT was discussed in chiral perturbation theory and/or chiral models in [53, 54, 55, 56]. Issues of pion EMT form factors in lattice QCD were addressed in [57, 58].

The note is organized as follows. In Sec. II we introduce the nucleon EMT form factors. In Sec. III we briefly review how the nucleon is described in the Skyrme model. In Sec. IV we derive the model expressions for the form factors. In Sec. V we discuss the densities of the static EMT, i.e. Fourier transforms of the form factors. In VI and VII we discuss the properties of the form factors and the numerical results, and conclude in Sec. VIII. The Appendices A–F contain remarks on the notation, technical details and proofs of the theoretical consistency of the approach.

II. FORM FACTORS OF THE ENERGY-MOMENTUM TENSOR

The nucleon matrix element of the total symmetric EMT are characterized by three form factors as follows [1]

$$\langle p^0 | \hat{T}^{\mu\nu} | 0 \rangle \pi = u(p^0) M_2(t) \frac{P^\mu P^\nu}{M_N} + J(t) \frac{i(P^\mu + P^\nu)}{2M_N} + d_1(t) \frac{g^2}{5M_N} u(p); \quad (1)$$

where $P = (p + p^0)/2$, $\pi = (p^0 - p)$ and $t = \pi^2$. The normalizations $\langle p^0 | \pi = 2p^0 (2\pi)^3 \delta^3(p^0 - p)$ and $u(p)u(p) = 2M_N$ are used, and spin indices are suppressed for brevity.

In QCD it is possible to define gauge invariant separate quark and gluon parts of the EMT having both decompositions analog to (1) with form factors $M_2^Q(t)$, $M_2^G(t)$, etc. In these decompositions, however, in addition the term $\text{appearing } \mathcal{C}^{\mu\nu}(t)$ with $\mathcal{C}^0(t) = \mathcal{E}(t)$ which account for non-conservation of the separate quark and gluon parts of the EMT, as only the total EMT is conserved. The quark (gluon) EMT form factors are related to Mellin moments

of unpolarized quark (gluon) generalized parton distribution functions [2] which enter the description of certain hard exclusive reactions [14, 15, 16, 17, 18]. In the following we shall focus on the total EM T. For our approach it is of importance that in the large- N_c limit the nucleon EM T form factors behave as [16]

$$M_2(t) = O(N_c^0); \quad J(t) = O(N_c^0); \quad d_1(t) = O(N_c^2); \quad (2)$$

These relations hold also separately for the quark- and gluon-part of the EM T.

The form factors of the EM T in Eq. (1) can be interpreted [3] in analogy to the electromagnetic form factors [59] in the Breit frame characterized by $q^0 = 0$. In this frame one can define the static EM T

$$T_{ij}(r; s) = \frac{1}{2p^0} \int_{-Z}^Z d^3r \exp(i \cdot r) \langle p^0; S^0 | \hat{T}_{ij}(0) | p^0; S^0 \rangle \quad (3)$$

The initial and final polarization vectors of the nucleon S and S^0 are defined such that in the respective rest-frame they are equal to $(0; s)$ with the unit vector s denoting the quantization axis for the spin. The respective form factors are related to $T_{ij}(r; s)$ by (the following Eqs. (4, 5) hold also separately for quarks and gluons)

$$J(t) + \frac{2t}{3} J^0(t) = \int_{-Z}^Z d^3r e^{ir} \epsilon^{ijk} s_i r_j T_{0k}(r; s); \quad (4)$$

$$d_1(t) + \frac{4t}{3} d_1^0(t) + \frac{4t^2}{15} d_1^{00}(t) = \frac{M_N}{2} \int_{-Z}^Z d^3r e^{ir} T_{ij}(r) r^i r^j \frac{r^2}{3} \delta_{ij}; \quad (5)$$

$$M_2(t) - \frac{t}{4M_N^2} M_2(t) - 2J(t) + \frac{4}{5} d_1(t) = \frac{1}{M_N} \int_{-Z}^Z d^3r e^{ir} T_{00}(r; s); \quad (6)$$

where the primes denote derivatives with respect to t . The form factors are renormalization scale independent and satisfy at $t=0$ the constraints

$$\begin{aligned} M_2(0) &= \frac{1}{M_N} \int_{-Z}^Z d^3r T_{00}(r; s) = 1; \\ J(0) &= \int_{-Z}^Z d^3r \epsilon^{ijk} s_i r_j T_{0k}(r; s) = \frac{1}{2}; \\ d_1(0) &= \frac{M_N}{2} \int_{-Z}^Z d^3r T_{ij}(r) r^i r^j \frac{r^2}{3} \delta_{ij} = d; \end{aligned} \quad (7)$$

The first two constraints mean that in the rest frame the total energy of the nucleon is equal to its mass, and that its spin is $1/2$. The value of d_1 is not known a priori and must be determined experimentally. However, being a conserved quantity it is on equal footing with other characteristic nucleon properties like mass, magnetic moment, etc. [60, 61].

The components $T_{00}(r; s)$ and $\epsilon^{ijk} r_j T_{0k}(r; s)$ describe the distribution of nucleon momentum and angular momentum, while the components $T_{ik}(r)$ characterize the spatial distribution of strong forces experienced by the partons inside the nucleon [3]. In fact, $T_{ij}(r)$ is the static stress tensor which (for spin 0 and $1/2$ particles) is given by

$$T_{ij}(r) = s(r) \frac{r_i r_j}{r^2} - \frac{1}{3} \delta_{ij} + p(r) \delta_{ij}; \quad (8)$$

Here $p(r)$ describes the radial distribution of the pressure inside the hadron, while $s(r)$ is related to the distribution of the shear forces [3]. Both are related due to the conservation of the EM T by the differential equation

$$\frac{2}{3} \frac{\partial s(r)}{\partial r} + \frac{2s(r)}{r} + \frac{\partial p(r)}{\partial r} = 0; \quad (9)$$

Other important relations originating from conservation of EM T are the stability condition

$$\int_0^Z dr r^2 p(r) = 0; \quad (10)$$

and integral relations for d_1 in terms of $p(r)$ and $s(r)$ (see Appendix of Ref. [27] for further relations)

$$d_1 = \frac{1}{3} M_N \int_{-Z}^Z d^3r r^2 s(r) = \frac{5}{4} M_N \int_{-Z}^Z d^3r r^2 p(r); \quad (11)$$

It is worth to review briefly what is known about d_1 . For the pion chiral symmetry dictates $d_1^0 = M_2^0$ [60, 61]. For the nucleon the large- N_c limit predicts the flavour-dependence $\langle \bar{u}u \rangle + d_1^u = \langle \bar{d}d \rangle + d_1^d$ [16] which is supported by lattice calculations [20, 21, 22] and results from the chiral quark soliton model [26, 27, 28, 29, 30, 31]. Both lattice

QCD and chiral quark soliton model yield a negative $d_1^0 = d_1^u + d_1^d$. Also for nucleon d_1^0 is found to be negative [3, 62]. In Ref. [27] it was conjectured on the basis of plausible physical arguments that the negative sign of d_1 is dictated by stability criteria.

The value of d_1 is of interest for phenomenology, since it contributes to the beam charge asymmetry in deeply virtual Compton scattering [30]. HERMES data [9] indicate a d_1^0 of negative sign though this observation depends to some extent on the employed model for the behaviour of generalized parton distributions in the small- x region [63].

III. THE SKYRME MODEL

In this Section we introduce briefly the Skyrme model. The Lagrangian of the Skyrme model is given by

$$\mathcal{L} = \frac{F^2}{16} \text{tr} (\partial_\mu U \partial^\mu U^\dagger) + \frac{1}{32e^2} \text{tr} [U^\dagger (\partial_\mu U); U^\dagger (\partial_\nu U)] [U^\dagger (\partial_\nu U); U^\dagger (\partial_\mu U)] + \frac{m^2 F^2}{8} \text{tr} (U - 2) \quad (12)$$

where U is the $SU(2)$ pion field, m is the pion mass, e is a dimensionless parameter, tr denotes the trace over the flavour- $SU(2)$ matrices, and F is the pion decay constant, with $F = 186 \text{ MeV}$ in nature. The parameters scale as

$$F = O(N_c^{1/2}); \quad e = O(N_c^{1/2}); \quad m = O(N_c^0); \quad (13)$$

in the large N_c limit, such that $\mathcal{L} = O(N_c)$ which guarantees the correct large- N_c scaling of the theory.

In the large- N_c limit the chiral field U is static. Using the Skyrme (or "hedgehog") Ansatz, $U = \exp[i e_r F(r)]$ with $r = |\mathbf{x}|$ and $e_r = \mathbf{x}/r$, one obtains the soliton mass $M_{\text{sol}} = \int d^3x \mathcal{L}$ as functional of the radial function $F(r)$

$$M_{\text{sol}}[F] = 4 \int_0^\infty dr r^2 \left[\frac{F^2}{8} + \frac{2 \sin^2 F(r)}{r^2} + F'^2(r) + \frac{\sin^2 F(r)}{2e^2 r^2} + \frac{\sin^2 F(r)}{r^2} + 2F'^2(r) + \frac{m^2 F^2}{4} - 1 \cos F(r) \right] \quad (14)$$

The soliton profile $F(r)$ which minimizes (14) is determined by the following differential equation

$$\frac{r^2}{4} + \frac{2 \sin^2 F(r)}{e^2 F^2} F''(r) + \frac{r F'(r)}{2} + \frac{F'(r)^2 \sin 2F(r)}{e^2 F^2} - \frac{\sin 2F(r)}{4} - \frac{\sin^2 F(r) \sin 2F(r)}{e^2 F^2 r^2} - \frac{m^2 r^2 \sin F(r)}{4} = 0 \quad (15)$$

with the boundary conditions $F(0) = \pi$ and $F(r) \rightarrow 0$ with $r \rightarrow \infty$. These conditions ensure that the soliton field has unity winding number which is identified with the baryon number in the Skyrme model.

In order to ascribe spin and isospin quantum numbers to the soliton one considers $U(\mathbf{x}) = A(t)U(\mathbf{x})A^\dagger(t)$ in (12) with an arbitrary $SU(2)$ matrix $A = a_0 + i \mathbf{a} \cdot \boldsymbol{\sigma}$, introduces conjugate momenta $\pi_b = \partial \mathcal{L} / \partial \dot{a}_b$, and quantizes the collective coordinates according to $[\pi_b, a_c] = i \delta_{bc}$, considering the constraint $a_0^2 + \mathbf{a}^2 = 1$. This yields the Hamiltonian

$$H = M_{\text{sol}} + \frac{J^2}{2} = M_{\text{sol}} + \frac{I^2}{2} \quad (16)$$

where J^2 and I^2 are the squared spin and isospin operators, respectively. These operators act on the nucleon or wave functions which can be expressed in terms of the collective coordinates a_i , for example, the wave function for a proton with spin up is given by $|\mathbf{p} \uparrow\rangle = (a_1 + i a_2) \dots$, etc. [38]. Here I denotes the soliton moment of inertia

$$I = \frac{2}{3} \int_0^\infty dr r^2 \sin^2 F(r) F'^2 + \frac{4 F'^2(r)}{e^2} + \frac{4 \sin^2 F(r)}{e^2 r^2} \quad (17)$$

It is customary to treat F and e as free parameters. One way to fix them consists in adjusting F and e such that the masses of nucleon and Δ -resonance are reproduced [38, 39]. Hereby one first determines the function $F(r)$ which minimizes M_{sol} and then projects on the proper quantum numbers. I.e. one considers the nucleon and Δ -resonance (and hyperons in the $SU(3)$ version of the model) as different rotational excitations of the same object.

In order to guarantee a consistent description of the EM T form factors we proceed as follows: We minimize M_{sol} and quantize collective coordinates as described above. In general the model expression for any observable A is

$$A = A_{\text{LO}} + A_{\text{rot}}; \quad (18)$$

where A_{LO} appears in leading order of the large- N_c expansion, while A_{rot} arises from soliton rotations and is suppressed by $1/N_c$ with respect to A_{LO} . For symmetry reasons A_{LO} could vanish. If $A_{\text{LO}} \neq 0$ we shall neglect the contribution of A_{rot} (unless it happens to vanish anyway). In other words, we consider corrections due to soliton rotation if and only if the leading order gives a vanishing result. This step is consistent from a rigorous large- N_c limit point of view, but it implies that we strictly speaking have to limit ourselves to the comparison of isoscalar and separately isovector flavour

combinations of nucleon properties, see Table. I, which are in general of different order in the large- N_c expansion. The results obtained below for the total EM T form factors refer, however, both to the proton and neutron. The reasons why other approaches are not favourable are discussed in App. C.

The masses of the nucleon and Δ -resonance as they follow from (16) are of the type (18). (In this case A_{rot} is suppressed with respect to A_{LO} by two orders in $1/N_c$.) In our approach M_N and M_Δ are degenerated and

$$M_N = M_\Delta = M_{\text{sol}} + m_{\text{in}} M_{\text{sol}} [F] : \quad (19)$$

Experimentally the nucleon and Δ masses differ by about 30% which indicates the typical accuracy we may expect (in the best case) for our results. The Skyrme model is, in fact, observed to agree with phenomenology to within a similar accuracy [51]. From this point of view our approach is "within the accuracy of the model".

In order to fix the parameters F and e we choose to reproduce exactly the following observables¹

$$M_\Delta + M_N \stackrel{!}{=} 2M_{\text{sol}} = 2171 \text{ MeV} ; \quad M_\Delta - M_N \stackrel{!}{=} \frac{3}{2} = 293 \text{ MeV} : \quad (20)$$

This requires for $m_\pi = 138 \text{ MeV}$ the following values

$$F = 131.3 \text{ MeV} ; \quad e = 4.628 : \quad (21)$$

The experimental value of $F = 186 \text{ MeV}$ is underestimated by 30% which is typical in this model. In order to gain intuition on the performance of the model with parameters fixed according to (20, 21) we consider several nucleon observables: isoscalar ($I = 0$ proton + neutron) and isovector ($I = 1$ proton - neutron) electric and magnetic charge square radii $\langle r_{e1}^2 \rangle_{I=0}$ and $\langle r_{e1}^2 \rangle_{I=1}$, magnetic moments μ_I , the axial coupling constant g_A , and pion-nucleon sigma-term σ_N . The latter is evaluated analogously to Ref. [39] yielding $\sigma_N = 84 \text{ MeV}$, which agrees well with results from recent analyses [65], see Table I, which indicate a larger value for σ_N than earlier extractions [66], and also with results from other models, see [67]. All results are summarized in Table I, and agree with phenomenology to within an accuracy of 30% with the exception of g_A which, however, comes close to its estimated large- N_c value [40].

It is of interest to consider nucleon observables in the chiral limit. For that it is necessary to specify what happens to the Skyrme model parameters F and e as m_π varies. In this work we shall keep these parameters fixed at their

TABLE I: The nucleon observables electric and magnetic charge square radii $\langle r_{e1}^2 \rangle_{I=0}$ and $\langle r_{e1}^2 \rangle_{I=1}$, magnetic moments μ_I , and the axial coupling constant g_A obtained in the Skyrme model using baryon masses according to Eqs. (20, 21), see text and Footnote 1.

| Quantity | Skyrme model, results obtained here for | | Experiment |
|--|---|--------------|------------|
| | $m_\pi = 0$ | 138 MeV | |
| $M_\Delta + M_N$ in MeV | 2068 | 2171 (fixed) | 2171 |
| $M_\Delta - M_N$ in MeV | 183 | 293 (fixed) | 293 |
| F in MeV | 131 | 131 | 186 |
| $\langle r_{e1}^2 \rangle_{I=0}^{1=2}$ in fm | 0.69 | 0.60 | 0.72 |
| $\langle r_{e1}^2 \rangle_{I=1}^{1=2}$ in fm | 1 | 0.96 | 0.88 |
| $\langle r_{m1}^2 \rangle_{I=0}^{1=2}$ in fm | 1.07 | 0.85 | 0.81 |
| $\langle r_{m1}^2 \rangle_{I=1}^{1=2}$ in fm | 1 | 0.96 | 0.80 |
| $\mu_{I=0}$ in nuclear magnetons | 0.51 | 0.66 | 0.88 |
| $\mu_{I=1}$ in nuclear magnetons | 5.66 | 3.70 | 4.70 |
| $\mu_{I=0} = \mu_{I=1}$ | 0.09 | 0.18 | 0.19 |
| g_A | 0.84 | 0.73 | 1.26 |
| σ_N in MeV | 0 | 84 | 60-80 |

¹ Also other choices are possible. In this way, however, we preserve the "tradition" [38, 39] of using baryon masses for parameter fixing, and obtain a comparably satisfactory description of the nucleon, see Table I. We stress that in our approach Eq. (20) does not imply that M_N and M_Δ are correctly reproduced. Instead, due to (19), one has $M_N = M_\Delta = 1085 \text{ MeV}$ which agrees to within 15% with the experimental values. Notice that the nucleon mass appears overestimated also in other soliton models. The origin of this problem is understood, and one way to solve it was discussed in [52] where it was demonstrated that quantum corrections due to meson fluctuations significantly reduce the soliton energy. A different way of understanding this problem, namely on the basis of notions and methods known from nuclear physics, was indicated in [64].

values in the physical situation in Eq. (21). Hereby we neglect the fact that in general F depends on m [68, 69]. In this way we find that the nucleon (and π) mass are reduced in the chiral limit by

$$M_N|_{\text{physical point}} - M_N|_{\text{chiral limit}} = 51 \text{ MeV} ; \quad (22)$$

which is within the range of the values considered in chiral perturbation theory. The isovector electric and magnetic charge square radii diverge in the chiral limit. Further results are shown in Table I.

We remark that the description of the nucleon in the Skyrme model with the parameter fixing (20, 21) is both for finite m and in the chiral limit, see Table I | comparable to that in Refs. [38, 39].

IV. THE EM T FORM FACTORS IN THE SKYRME MODEL

In the Skyrme model the canonical EM T, which | introducing the notation $U = \exp(i \mathbf{a} \cdot \mathbf{a})$ is given by

$$T = \frac{\partial L}{\partial (\partial_a)} \partial_a - g L ; \quad (23)$$

is already symmetric. (Notice that in (23) one has to sum over $a = 1, 2, 3$; and 0 must not be considered as an independent field, since it is constrained by $\partial_0^2 + \partial_a^2 = 1$.) For the respective components of the static EM T in Eq. (3) one obtains (c.f. App. C)

$$T^{00}(r) = \frac{F^2}{8} \frac{2 \sin^2 F(r)}{r^2} + F^0(r)^2 + \frac{\sin^2 F(r)}{2e^2 r^2} \frac{\sin^2 F(r)}{r^2} + 2F^0(r)^2 + \frac{m^2 F^2}{4} (1 - \cos F(r)) \quad (24)$$

$$T^{0k}(r; s) = \frac{k_{lm} r^l s^m}{(s^2 - r^2)^2} J(r) \quad \text{with} \quad J(r) = \frac{\sin^2 F(r)}{12} F^2 + \frac{4F^0(r)^2}{e^2} + \frac{4 \sin^2 F(r)}{e^2 r^2} \quad (25)$$

while $T^{ij}(r)$ is given by Eq. (8) with

$$p(r) = \frac{F^2}{24} \frac{2 \sin^2 F(r)}{r^2} + F^0(r)^2 + \frac{\sin^2 F(r)}{6e^2 r^2} \frac{\sin^2 F(r)}{r^2} + 2F^0(r)^2 + \frac{m^2 F^2}{4} (1 - \cos F(r)) \quad (26)$$

$$s(r) = \frac{F^2}{4} + \frac{\sin^2 F(r)}{e^2 r^2} F^0(r)^2 - \frac{\sin^2 F(r)}{r^2} : \quad (27)$$

In the large- N_c limit $M_N = O(N_c)$ while the components of the 4-momentum transfer behave as $q^0 = O(N_c^{-1})$ and $q^i = O(N_c^0)$. Therefore $\mathbf{q}^2 = M_N^2$. Considering this and the large- N_c relations (2) one obtains from (4, 5, 6)

$$M_2(t) = \frac{t}{5M_N^2} d_1(t) = \frac{1}{M_N} \int_0^Z d^3r T_{00}(r) j_0(r \frac{\mathbf{p}}{t}) \quad (28)$$

$$d_1(t) = \frac{15M_N}{2} \int_0^Z d^3r p(r) \frac{j_0(r \frac{\mathbf{p}}{t})}{t} \quad (29)$$

$$J(t) = 3 \int_0^Z d^3r J(r) \frac{j_1(r \frac{\mathbf{p}}{t})}{r \frac{\mathbf{p}}{t}} ; \quad (30)$$

with $T_{00}(r)$, $p(r)$ and $J(r)$ as defined in Eqs. (24, 25, 26), and the Bessel functions $j_0(z) = \frac{\sin z}{z}$ and $j_1(z) = \frac{z}{2} \frac{J_1(z)}{J_0(z)}$.

From the large- N_c behaviour (13) of the parameters F and e we see that $M_N = O(N_c)$ and $e = O(N_c^{-1})$ such that $M_2(t) = O(N_c^0)$, $J(t) = O(N_c^0)$ and $d_1(t) = O(N_c^0)$ holds in agreement with the general large- N_c result (2).

Next we verify the internal consistency of the derived model expressions and demonstrate that they satisfy the general relations (7, 9, 10). For that we first take the limit $t \rightarrow 0$ in Eq. (28) and use the fact that $d_1(t)$ is well-defined at $t = 0$, see below. By considering Eqs. (14, 19) we see that the first constraint in Eq. (7) is satisfied

$$M_2(0) = \frac{1}{M_N} \int_0^Z d^3r T_{00}(r) = 1 : \quad (31)$$

Similarly, taking $t \rightarrow 0$ in Eq. (30) and comparing Eqs. (17, 25) we see that the second constraint in Eq. (7) is satisfied

$$J(0) = \int_0^Z d^3r J(r) = \frac{1}{2} : \quad (32)$$

To see that also the third constraint in Eq. (7) is satisfied it is convenient to prove first Eqs. (9, 10). To prove the stability condition (10) we rewrite $r^2 p(r)$ as (for an alternative proof see App. B)

$$r^2 p(r) = \frac{\partial}{\partial r} r^3 p(r) + \frac{F^2}{12} r^3 F^0(r)^2 - \frac{\sin^4 F(r)}{3e^2 r} + \frac{F^2 m^2}{6} r^3 (1 - \cos F(r)) - \frac{F^2}{3} r F^0(r) \quad \text{equations of motion} ; \quad (33)$$

where "(equations of motion)" denotes the left-hand-side of Eq. (15) and vanishes. Thus, $r^2 p(r)$ is a total derivative of a function which is zero at the boundaries of the integral in Eq. (10), i.e. $\int_0^{\infty} dr r^2 p(r) = 0$ is satisfied. Next, by inserting the expressions (26) and (27) into the differential equation (9) we see that in the notation of Eq. (33) that

$$\frac{2}{3} \frac{\partial s(r)}{\partial r} + \frac{2s(r)}{r} + \frac{\partial p(r)}{\partial r} = \frac{F^2}{r^2} F^0(r) \quad \text{equations of motion} = 0 : \quad (34)$$

Now we are in the position to check the third constraint in Eq. (7) for $d_1(t)$ at zero momentum transfer. Expanding the expression in (29) for small t , one obtains $\frac{j_0(r_F - t)}{t} = \frac{1}{t} + \frac{r^2}{3!} + \frac{t^4}{5!} + O(t^2)$. The coefficient of the $\frac{1}{t}$ -term in this series is proportional to $\int_0^{\infty} dr r^2 p(r)$, i.e. identically zero. The next term in this series yields the expression for d_1 in terms of $p(r)$, cf. Eq. (11). The expression for d_1 in terms of $s(r)$ in (11) automatically follows from integrations by parts and the relation (9) which we have shown to be valid in the model, see Eq. (34).

V. PROPERTIES OF THE DENSITIES AND RESULTS

It is instructive to consider first the Fourier transforms the nucleon EM T form factors (28-30), namely the "densities" $T_{00}(r)$, $j(r)$, $p(r)$ and $s(r)$ in Eqs. (24-27). Some of their properties can be derived analytically in the Skyrme model. For example, at small r the densities behave as

$$T_{00}(r) = T_{00}(0) - A r^2 + O(r^4) \quad (35)$$

$$p(r) = p(0) - \frac{1}{3} B r^2 + O(r^4) \quad (36)$$

$$s(r) = -\frac{1}{5} B r^2 + O(r^4) \quad (37)$$

$$j(r) = C r^2 + O(r^4) \quad (38)$$

which one concludes from solving the differential equation (15) iteratively at small r , see App. D. All constants $T_{00}(0)$, $p(0)$ and A, B, C in (35-38) are defined to be positive numbers, see App. D for explicit expressions.

Also the large- r behaviour of the densities can be determined analytically from that of the soliton profile function. Chiral symmetry and the variational equation (15) dictate the large distance behaviour of the latter to be as follows

$$F(r) \stackrel{\text{large } r}{\sim} \frac{2R_0^2}{r^2} (1 + m r) \exp(-m r); \quad (39)$$

In the chiral limit the constant R_0^2 , which is introduced here for later convenience, is related to the axial coupling constant g_A according to²

$$R_0^2 = \frac{3g_A}{4F^2}; \quad (40)$$

Due to (39) the densities decay at large r exponentially for $m > 0$, but exhibit power-like decays in the chiral limit

$$T_{00}(r) = 3R_0^2 \frac{1}{r^6} + \dots \quad (41)$$

$$p(r) = R_0^2 \frac{1}{r^6} + \dots \quad (42)$$

$$s(r) = 3R_0^2 \frac{1}{r^6} + \dots \quad (43)$$

$$j(r) = \frac{R_0^2}{3} \frac{1}{r^4} + \dots \quad (44)$$

where the dots denote terms which are more strongly suppressed at large r . The results (41-44) allow to draw several interesting conclusions. Let us define the mean square radii of the energy and angular momentum density as

$$hr_E^2 = \frac{\int_0^{\infty} d^3r r^2 T_{00}(r)}{\int_0^{\infty} d^3r T_{00}(r)}; \quad (45)$$

$$hr_J^2 = \frac{\int_0^{\infty} d^3r r^2 j(r)}{\int_0^{\infty} d^3r j(r)}; \quad (46)$$

² The relation of g_A to the asymptotics of the profile (39) is valid only in the chiral limit. For example, for the parameters used here Eq. (40) would imply for g_A the value 0.76 to be compared with the correct result 0.73, see Table I, which follows from evaluating directly the axial current matrix element. We are grateful to the referee for drawing our attention to this fact.

We see that in the chiral limit $\lim_{\epsilon \rightarrow 0} \langle r_E^2 \rangle$ is finite, $\langle r_J^2 \rangle$ diverges, $d_1 / \int_0^{R_1} dr r^4 p(r)$ is finite, but the slope of $d_1(t)$ at zero momentum transfer, $d_1'(0) / \int_0^{R_1} dr r^6 p(r)$, diverges.

The same small- and large- r behaviour of the densities was observed in the chiral quark soliton model in [27, 28]. (For the latter this is expected because (41-44) follow from the chiral behaviour of the soliton profile (39) equally respected in both models.) This indicates that the properties (35-38) and (41-44) are general features in the large- N_c chiral soliton approach and independent of dynamical details of underlying theories.

Next we discuss the numerical results for the densities starting with the energy density $T^{00}(r)$ of static EM T (3). Fig. 1a shows $T_{00}(r)$ normalized with respect to the nucleon mass as function of r for the physical pion mass in comparison to the baryon density $B(r)$ which coincides with the isoscalar electric charge distribution in the Skyrme model. Both curves in Fig. 1a have the same normalization and yield unity when integrated over the full space. The similarity of the curves for $r < 1$ fm means that nucleon mass and baryon charge are distributed similarly in this region. At large r , however, $B(r)$ falls off much more rapidly than $T_{00}(r)$, in the chiral limit $B(r) / 1=r^9$ vs. Eq. (41). Therefore the mean square radii, $\langle r_E^2 \rangle = (0.73 \text{ fm})^2$ for the physical pion mass (and $(0.94 \text{ fm})^2$ in the chiral limit) in Table II, are much larger than the corresponding values of $\langle r_{E1}^2 \rangle_{T=0}$ in Table I. The energy density in the center of the nucleon is 2.3 GeV fm^{-3} , i.e. roughly 10 times the equilibrium density of nuclear matter. Figs. 1b and c show the behaviour of $T_{00}(r)$ in the chiral limit compared to the physical case with emphasis on the small- and large- r regions.

Fig. 2 shows the results for the angular momentum density $J(r)$ which is related to the T^{0k} components of the static EM T (3) according to Eq. (25). In the chiral limit $J(r)$ is strongly decreased in the small- r region compared to the physical situation, see Fig. 2a. This is compensated by the slower decay of $J(r)$ in the large- r region, see Fig. 2b, which ensures in either case the correct normalization $\int d^3r J(r) = S_N = \frac{1}{2}$, cf. Eq. (7). For the mean square radius $\langle r_J^2 \rangle$ of the angular momentum density (46) we obtain $\langle r_J^2 \rangle^{1=2} = 0.96 \text{ fm}$ at the physical point. In the chiral limit $\langle r_J^2 \rangle$ diverges, see above.

Finally we discuss the distributions of pressure and shear forces which characterize the T^{ik} components of the static EM T according to (8). The pressure, see Fig. 3a, assumes at $r = 0$ its global maximum with $p(0) = 0.48 \text{ GeV fm}^{-3}$. It decreases with increasing r , initially according to Eq. (36), changes the sign at $r_0 = 0.64 \text{ fm}$ till reaching its global minimum $p_{\min} = -0.012 \text{ GeV fm}^{-3}$ at $r_{\min} = 0.82 \text{ fm}$. For $r > r_{\min}$ the pressure increases tending to zero but remaining always negative according to (42). The distribution of shear forces, shown in Fig. 3b, satisfies $s(r) = 0$ and becomes zero only for $r \rightarrow 0$ and $r \rightarrow \infty$ according to Eqs. (37, 43). The shear forces exhibit one maximum at $r_{\max} = 0.41 \text{ fm}$ with $s_{\max} = 0.15 \text{ GeV fm}^{-3}$. The above-mentioned numbers refer to $m_\pi = 138 \text{ MeV}$. In the chiral limit the distributions are qualitatively similar, see Fig. 3.

The positive sign of the pressure for $r < r_0$ corresponds to repulsion, while the negative sign in the region $r > r_0$ means attraction.⁴ In a mechanically stable object the repulsive forces in the inner region must precisely be balanced by the attractive forces in the outer region in order to satisfy the stability criterion (10). In Sec. IV an analytical proof was given that the condition (10) is satisfied. It is instructive, however, to investigate in more detail how the stability is realized. For that we decompose the pressure in Eq. (26) into the parts which originate respectively from the 2- and 4-derivative term in the Lagrangian (12) considering for simplicity the chiral limit where the mass term drops out. (The contribution of the 4-derivative term is labelled in Eq. (26) by the factor $1=\epsilon^2$.)

The contribution of the 2-derivative term is negative for all r , see Fig. 4, which means that this term provides only attraction. This is an alternative way of stating that there is no soliton solution in the limit $1=\epsilon^2 \rightarrow 0$ in Eq. (12). The soliton collapses (shrinks to zero) in this limit as can be shown by means of scaling arguments, see e.g. [51].

The 4-derivative (Skyrme-) term introduced, in fact, for the sake of stabilizing the soliton is always positive, see Fig. 4, i.e. responsible for repulsion. For $r < r_0$ the repulsive forces from the 4-derivative term dominate over the attractive forces of the 2-derivative term. For $r > r_0$ the situation is reversed. The two terms yield contributions to the stability condition (10) which are of opposite sign

$$\int_0^\infty dr r^2 p(r) \Big|_{\text{2-derivative term}} = - \int_0^\infty dr r^2 p(r) \Big|_{\text{4-derivative term}} = 13.7 \text{ MeV} \quad (47)$$

For $m_\pi \neq 0$ there is, in addition, a contribution of the mass term which is negative for all r and provides additional

³ This corresponds to $8 \cdot 10^4 \text{ Newton m}^{-2}$. One may gain some intuition on this number by considering that this is about an order of magnitude higher than the pressure in the center of a pulsar according to typical neutron star models. By multiplying $p(0)$ with a typical hadronic area of, say, 1 fm^2 one obtains a force 0.5 GeV fm^{-1} which is about half of the QCD string tension.

⁴ Studies in the chiral quark soliton model [27] suggest the following interpretation. The region $r < r_0$ is dominated by the "quark core" where Pauli principle is responsible for repulsion. The region $r > r_0$ is dominated by the pion cloud responsible for binding forces in the effective chiral theory, and thus attraction. Due to the lack of explicit quark degrees of freedom no such interpretation is possible in the Skyrme model but the results are in qualitative agreement with [27].

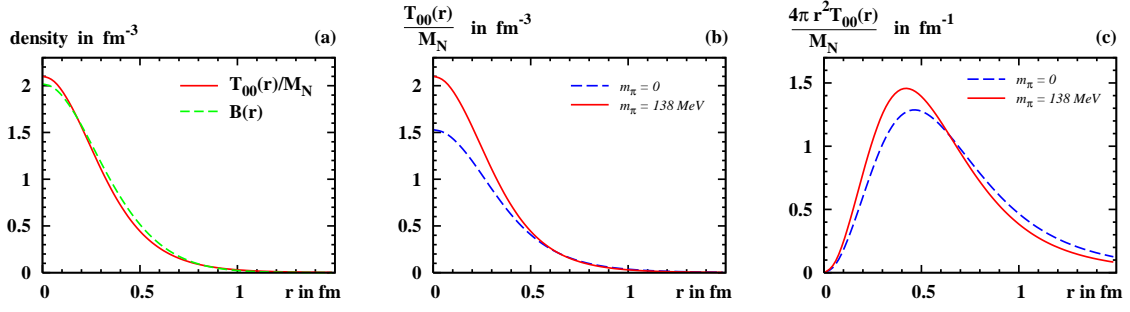


FIG . 1: (a) The energy density in the nucleon norm alized with respect to the nucleon m ass, $T_{00}(r)/M_N$, as function of r in the Skym e m odel (solid line), and the baryon density $B(r)$ for sake of comparis on (dashed line). Both curves yield unity upon integration over the full space. (b) $T_{00}(r)/M_N$ as function of r in the Skym e m odel in the physical situation (solid line), and in the chiral lim it (dashed line). (c) The sam e as (b) but for the norm alized energy density $4\pi r^2 T_{00}(r)/M_N$, i.e. here the curves yield unity upon integration over r .

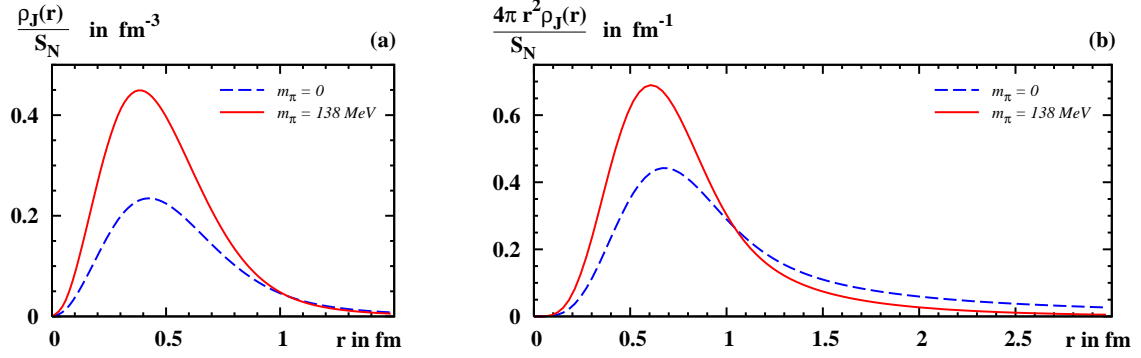


FIG . 2: (a) The angular m om entum density $\rho_J(r)$ norm alized with respect to the nucleon spin $S_N = \frac{1}{2}$ as function of r for the physical pion m ass (solid line), and in the chiral lim it (dashed line). The curves yield unity when integrated over the full space. (b) The sam e as (a) but for the norm alized angular m om entum density $4\pi r^2 \rho_J(r)/S_N$, i.e. here the curves yield unity upon integration over r .

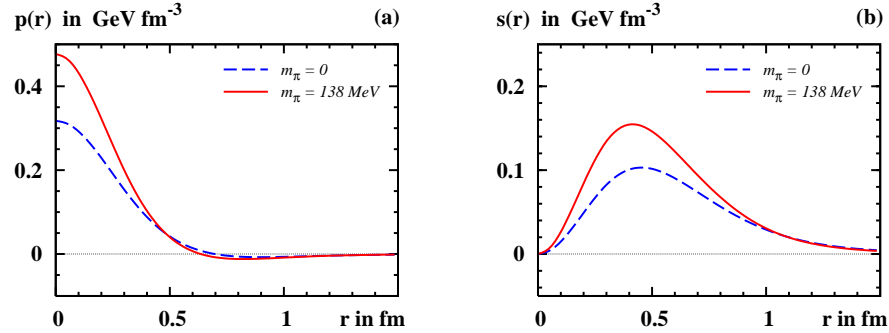


FIG . 3: The distributions of (a) pressure $p(r)$ and (b) the shear forces $s(r)$ as functions of r in the Skym e m odel for the physical pion m ass (solid line) and in the chiral lim it (dashed line).

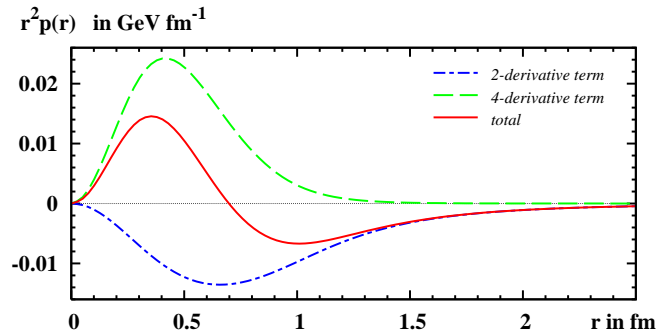


FIG . 4: The decom position of the pressure in the chiral lim it in Skym e m odel. The graph shows the contributions to $r^2 p(r)$ as functions of r due to the 2-derivative (dashed) and 4-derivative term (dashed-dotted) in the Lagrangian (12), and the total result (solid line).

TABLE II: Different quantities related to the nucleon EM T form factors and their densities: the energy density in the center of the nucleon $T_{00}(0)$, the mean square radii hr_E^2 and hr_J^2 defined in Eqs. (45, 46), the pressure $p(0)$ in the center of the nucleon, the position r_0 of the zero of the pressure defined as $p(r_0) = 0$, the constant d_1 , the dipole masses of the form factors $M_2(t)$, $J(t)$ and $d_1(t)$ as defined in Eq. (55), and the mean square radius of the operator of the EM T trace hr_{tr}^2 . In the chiral limit $J(t)$ and $d_1(t)$ have infinitely steep slopes at $t = 0$, see text, and dipole fits do not provide useful approximations. For sake of comparison results from the chiral quark soliton model are shown [27].

| m MeV | $T_{00}(0)$ GeV = fm ³ | hr_E^2 fm ² | hr_J^2 fm ² | $p(0)$ GeV = fm ³ | r_0 fm | d_1 | dipole masses M_{dip} in GeV for: | | | hr_{tr}^2 fm ² |
|--|--------------------------------------|-----------------------------|-----------------------------|---------------------------------|-------------|-------|-------------------------------------|--------|----------|--------------------------------|
| | | | | | | | $M_2(t)$ | $J(t)$ | $d_1(t)$ | |
| Skyrme model, results obtained here: | | | | | | | | | | |
| 0 | 1.58 | 0.89 | 1 | 0.317 | 0.70 | -6.60 | 1.00 | | | 1.47 |
| 138 | 2.28 | 0.54 | 0.92 | 0.477 | 0.64 | -4.48 | 1.16 | 0.99 | 0.69 | 0.93 |
| chiral quark soliton model, Ref. [27]: | | | | | | | | | | |
| 0 | 1.54 | 0.79 | 1 | 0.195 | 0.59 | -3.46 | 0.87 | | | 1.01 |
| 138 | 1.70 | 0.67 | 1.32 | 0.232 | 0.57 | -2.35 | 0.91 | 0.75 | 0.65 | 0.81 |

attraction. For the physical pion mass the decomposition analog to (47) reads

$$\int_0^\infty dr r^2 p(r) = \begin{cases} 15.4 \text{ MeV} & \text{for } i = 4\text{-derivative term,} \\ 12.3 \text{ MeV} & \text{for } i = 2\text{-derivative term,} \\ 3.1 \text{ MeV} & \text{for } i = \text{mass-term.} \end{cases} \quad (48)$$

VI. CHIRAL PROPERTIES OF THE FORM FACTORS

Before we turn to the study of the chiral properties of the EM T form factors (28, 29, 30) it is important to remark that the limits $N_c \rightarrow 1$ and $m \rightarrow 0$ do not commute [37]. The reason for that is the special role played by the ρ -resonance. The mass difference $M_\rho - M_N = O(N_c^{-1})$ vanishes for $N_c \rightarrow 1$, and one has to consider the ρ on equal footing to the nucleon as an intermediate state in chiral loops.

One consequence of the non-commutativity of these limits concerns the coefficients of the leading non-analytic (in the current quark masses) contributions (i.e. terms proportional to odd powers or logarithms of m), which are model-independent | i.e. must follow from any consistent chiral approach. These coefficients depend on whether N_c is kept finite or taken to infinity. For example the chiral expansion of the nucleon mass reads

$$M_N(m) = A + B m^2 + k_I \frac{3g_A^2}{8 F^2} m^3 + \dots \quad \text{with } k_I = \begin{cases} 1 & \text{for } N_c \text{ finite} \\ 3 & \text{for } N_c \rightarrow 1. \end{cases} \quad (49)$$

For scalar-isoscalar quantities the "discrepancy" is found to be always $k_I = 1$ for finite N_c vs. $k_I = 3$ for large N_c . For vector-isovector quantities a different factor k_V appears which is $k_V = 1$ for finite N_c , and $k_V = \frac{3}{2}$ for $N_c \rightarrow 1$. The factors k_i follow from soliton symmetries [71]. The form factors $M_2(t)$ and $d_1(t)$ are of scalar-isoscalar type.

Scalar-isovector or vector-isoscalar quantities ($J(t)$ is an example for the latter) appear at subleading order of the large- N_c expansion and arise in the soliton approach from soliton rotations. For such quantities the non-commutativity of the limits $N_c \rightarrow 1$ and $m \rightarrow 0$ exhibits a more complicated pattern. A first example for that was encountered in the Skyrme model, where the isovector electric mean square radius diverges in the chiral limit as $1/m$ [39] | and not as $\ln m$ [70]. The reason for that is that by limiting oneself to $1/N_c$ -corrections due to soliton rotations only, one ignores pion-loop corrections which appear at the same order in $1/N_c$. The probably most advanced exploration of such corrections was given in [52]. Taking them here into account would go beyond the scope of the present study.

Let us discuss first the chiral properties of the form factor $d_1(t)$. Its chiral expansion at $t = 0$ reads, see App. E,

$$d_1 = d_1 + \frac{15g_A^2 M_N}{16 F^2} m + O(m^2) : \quad (50)$$

Here and in the following the superscript above some quantity denotes its value in the chiral limit. Thus, d_1 is finite in the chiral limit. Noteworthy it receives a large leading non-analytic (linear in m) contribution.

From the large- r behaviour of the distributions of pressure and shear forces in Eqs. (42, 43) we concluded that the derivative of $d_1(t)$ at zero momentum transfer diverges in the chiral limit. More precisely, we obtain, see App. E,

$$d_1^0(0) = \frac{3g_A^2 M_N}{8 F^2 m} + O(m^0); \quad (51)$$

For the chiral expansion of the mean square radius of the energy density, which is defined in (45) and which will be needed in the discussion of the behaviour of the form factor $M_2(t)$, we obtain, see App. E,

$$hr_E^2 i = hr_E^2 i \frac{81g_A^2 m}{16 F^2 M_N} + O(m^2); \quad (52)$$

Thus, $hr_E^2 i$ increases in the chiral limit but remains finite. The normalization of the form factor $M_2(t)$ at zero momentum transfer is fixed to unity, see Eq. (7). However, its derivative which is given in terms of $hr_E^2 i$ and d_1 , see below Eq. (53), has a non-trivial chiral expansion, namely

$$M_2^0(0) = \frac{d_1}{5M_N^2} + \frac{hr_E^2 i}{6} = M_2^0(0) \frac{39g_A^2 m}{8 F^2 M_N} + O(m^2) \quad (53)$$

which follows from combining the results from Eqs. (50, 52).

Also the normalization of $J(t)$ at zero-momentum transfer is fixed, see Eq. (7), and what is of interest is e.g. $J^0(0)$ whose chiral behaviour follows from that of the mean square radius of the angular momentum density (46), namely

$$J^0(0) = \frac{hr_J^2 i}{6}; \quad hr_J^2 i = \frac{15g_A^2}{8 F^2 m} + O(m^0); \quad (54)$$

see App. E. We see that $hr_J^2 i$ diverges in the chiral limit which confirms our qualitative conclusion drawn from the large- r behaviour of the density $j(r)$ in Sec. V. In (54) one could eliminate the soliton moment of inertia in favour of the π -nucleon mass-splitting $M_N = \frac{3}{2}$.

The results for the chiral expansions in Eqs. (50-54) agree with the results obtained in the CQSM [27]. This is not surprising. Both models describe the nucleon as chiral solitons whose structure is characterized by certain soliton profile functions. Those are determined by different dynamics, but what they have in common is the long-distance behaviour (39) uniquely fixed by chiral symmetry. (It is worthwhile remarking that it is possible to define a formal limit in which the Skyrme model expressions follow from the chiral quark soliton model [72].)

For $d_1(t)$ and $M_2(t)$ which appear in leading order in the large N_c expansion our results agree with those obtained in chiral perturbation theory at finite N_c [25] up to the expected factor $k_1 = 1$ vs. 3, see Eq. (49). For $J(t)$ which appears at subleading order of the large N_c expansion we obtain $J^0(0)/1 = m$ vs. $\ln m$ at finite N_c [25] which is also expected, see the discussion above.

In the next Section we will discuss up to which values of m the chiral expansions (50-54) provide useful approximations for the exact model results.

VII. RESULTS FOR THE FORM FACTORS

Taking according to Eqs. (28-30) the Fourier transforms of the "densities" $T_{00}(r)$, $j(r)$, $p(r)$ discussed in Sec. V yields the nucleon EM T form factors. The large- N_c approach can describe form factors for $t \leq M_N^2$. Here we restrict ourselves to $0 \leq t < 1 \text{ GeV}^2$. In this region of t relativistic corrections were estimated not to exceed 30% [46] which is within the accuracy of the model. The results for the nucleon EM T form factors $M_2(t)$, $J(t)$, $d_1(t)$ are shown in Fig. 5. For the physical pion mass all EM T form factors can be well approximated to within an accuracy of (1-2)% by dipoles of the type

$$F(t) = \frac{F(0)}{(1 - t/M_{\text{dip}}^2)^2} \quad \text{with} \quad M_{\text{dip}} = \begin{cases} 1.17 \text{ GeV} & \text{for } F(t) = M_2(t) \\ 0.99 \text{ GeV} & \text{for } F(t) = J(t) \\ 0.69 \text{ GeV} & \text{for } F(t) = d_1(t) \end{cases} \quad (55)$$

for $0 \leq t < 0.8 \text{ GeV}^2$. Fig. 5 shows the form factors also in the chiral limit. Here dipole approximations are not useful for $J(t)$ and $d_1(t)$ which exhibit in nitely steep slopes at zero momentum transfer.

It is instructive to compare within the model the EM T form factors to the electromagnetic form factors for example to the electric isoscalar form factor $G_E^{I=0}(t) = G_E^p(t) + G_E^n(t) = G_E(t)$ [45]. Fig. 6 shows $G_E(t)$, $M_2(t)$, $J(t)$, $d_1(t)$ normalized with respect to their values at $t=0$ where necessary. For the physical pion mass $M_2(t)$ and $J(t)$ exhibit a similar t -dependence as $G_E(t)$, while $d_1(t)$ exhibits a faster falloff, see Fig. 6a. The similarity of $M_2(t)$ and $G_E(t)$ persists in the chiral limit, but $d_1(t)$ and $J(t)$ have in nitely steep slopes at $t=0$ and falloff much faster with decreasing t than $M_2(t)$ and $G_E(t)$, see Fig. 6b.

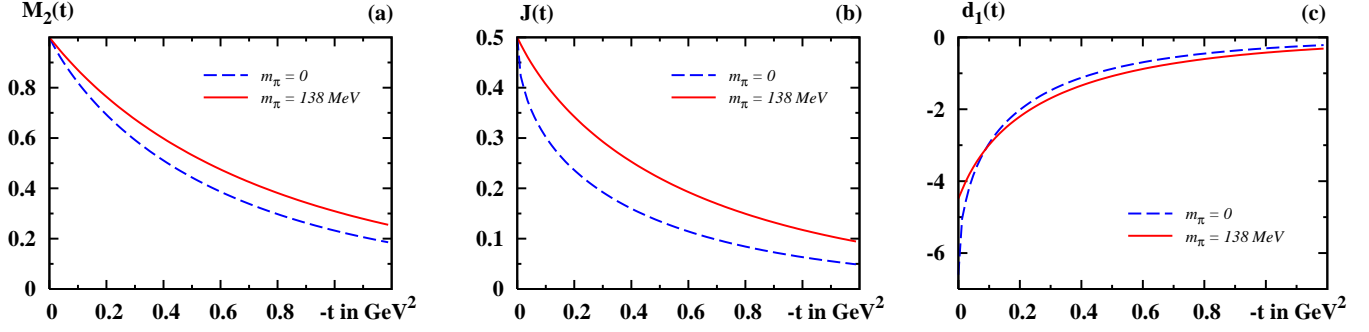


FIG. 5: The nucleon EM T form factors $M_2(t)$, $J(t)$ and $d_1(t)$ as functions of t in the Skyrme model for the physical value of the pion mass (solid lines) and in the chiral limit (dashed lines). In the chiral limit $J(t)$ and $d_1(t)$ exhibit infinitely steep slopes at $t = 0$, see text.

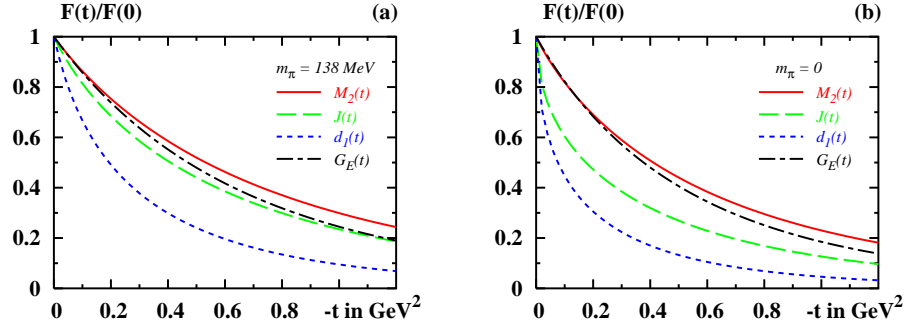


FIG. 6: Nucleon form factors normalized with respect to their values at $t = 0$ in the Skyrme model as functions of t : The EM T form factors $M_2(t)$ (solid line), $J(t)$ (dashed line), $d_1(t)$ (dotted line), and the isoscalar electric form factor $G_E(t)$ (dashed-dotted line) for the physical value of the pion mass (a), and in the chiral limit (b).

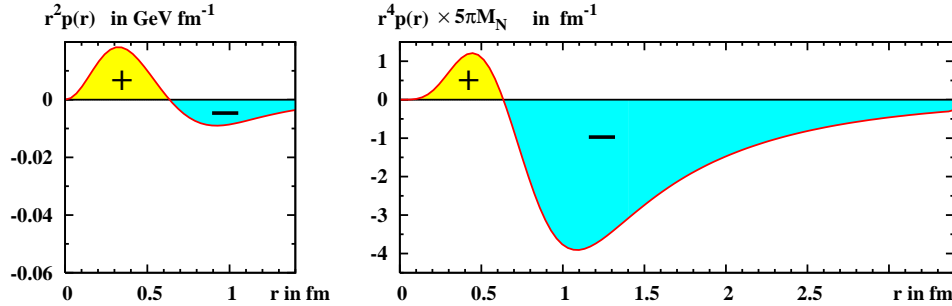


FIG. 7: Relation of stability and the sign of d_1 . (a) $r^2 p(r)$ as function of r for the physical pion mass. Integrating the curve over r yields zero because the inner-positive-pressure-region precisely cancels the outer-negative-pressure-region. (b) $r^4 p(r)$ multiplied by the constant $\frac{5}{4} M_N$ as function of r . Integrating this curve over r yields d_1 which apparently has a negative sign.

No principle fixes the normalization of the form factor $d_1(t)$ at zero-momentum transfer | in contrast to $M_2(t)$ and $J(t)$. On the basis of stability requirements it was conjectured that $d_1 = d_1(0)$ must be negative [27], i.e.

$$d_1 < 0 : \quad (56)$$

In fact, the conservation of the EM T dictates $\int_0^{R_1} dr r^2 p(r) = 0$. For a mechanically stable object the pressure must be positive (repulsion) in the inner region $r < r_0$, and negative (attraction) in the outer region $r > r_0$, as we observe also in the Skyrme model, see Sec. V. This picture of the distribution of pressure forces, Fig. 7a, immediately dictates a negative sign for d_1 / $\int_0^{R_1} dr r^4 p(r) = 0$, Fig. 7b. Thus, the Skyrme model fully confirms the conclusion (56).

Numerically we obtain $d_1 = -4.48$ at the physical value of the pion mass for our choice of parameters, which confirms not only the sign but also the magnitude of results from the chiral quark soliton model [26, 27, 28, 29, 30, 31].

It is also of interest to compare the chiral expansions in Eqs. (50-54) to exact model results which is done in Fig. 8. Figs. 8a, b show that the exact chiral behaviour of d_1 and the mean square radius of the energy density in the model is dominated by the leading non-analytic contributions in Eqs. (50, 52) up to the physical value of the pion mass.

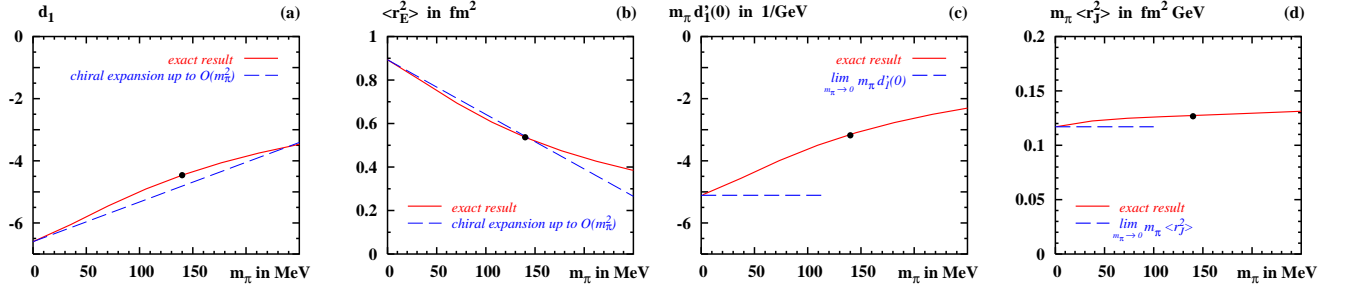


FIG. 8: (a+b): The constant d_1 and the mean square radius of the energy density $\langle r_E^2 \rangle$ as functions of m_π . Solid lines: exact results. Dashed lines: Chiral expansions up to $O(m_\pi^2)$ according to Eqs. (50, 52). (c+d): The numerical computations that $d_1'(0)$ and $\langle r_J^2 \rangle$ diverge in the chiral limit as $m_\pi \rightarrow 0$ according to Eqs. (51, 54).

Figs. 8c, d show that the slope of $d_1(t)$ at $t = 0$ and the mean square radius of the angular momentum density diverge in the chiral limit as $m_\pi \rightarrow 0$ precisely as predicted by Eqs. (51, 54). (The smallest finite value of m_π computed numerically in Figs. 8c, is about 1 MeV.)

Finally, we turn our attention to the trace of the EMT. Due to the trace anomaly in QCD [73] the operator of the trace of the total EMT is given by

$$\hat{T} = \frac{1}{2g} F_{\mu\nu} F^{\mu\nu} + (1 + \frac{1}{m}) \sum_a m_a \bar{\psi}_a \psi_a : \quad (57)$$

Let $F_{\text{tr}}(t)$ denote the scalar form factor of the operator (57) which is, of course, not independent but a linear combination of the EMT form factors. The small- t expansion of $F_{\text{tr}}(t) = 1 + \frac{1}{6} \langle r_{\text{tr}}^2 \rangle t^2 + O(t^4)$ defines the mean square radius $\langle r_{\text{tr}}^2 \rangle$ which is related to $\langle r_E^2 \rangle$ and d_1 as [27]

$$\langle r_{\text{tr}}^2 \rangle = \frac{\int d^3r r^2 T(r)}{\int d^3r T(r)} = \langle r_E^2 \rangle - \frac{12 d_1}{5 M_N^2} = \langle r_{\text{tr}}^2 \rangle - \frac{117 g_A^2}{16 F^2 M_N^2} m_\pi^2 + O(m_\pi^4); \quad (58)$$

where the chiral expansion follows from Eqs. (50, 52). Numerically we obtain

$$\langle r_{\text{tr}}^2 \rangle = \begin{cases} 1.47 \text{ fm}^2 & \text{in the chiral limit,} \\ 0.93 \text{ fm}^2 & \text{for } m_\pi = 138 \text{ MeV.} \end{cases} \quad (59)$$

In the chiral limit $\langle r_{\text{tr}}^2 \rangle$ is the mean square radius of the gluonic operator $F_{\mu\nu} F^{\mu\nu}$. The large value obtained in (59) is rather interesting, in particular, if we confront it with the mean square radius of the traceless part of the EMT estimated by means of QCD sum rules to be about 0.1 fm^2 [74]. A possible explanation why the radii of the trace and the traceless part of the EMT differ so much could be provided in the instanton vacuum model [75], see [27] for details.

V III. CONCLUSIONS

In this work we presented a study of the form factors of the energy momentum tensor of the nucleon in the Skyrme model. We have shown the theoretical consistency of the approach and provided explicit proofs that the EMT form factors in the Skyrme model satisfy all general requirements, provided one evaluates the respective expressions with that profile function which minimizes the actual expression for the nucleon mass.

We derived the chiral expansions of the form factors in the Skyrme model and found them in agreement with results from chiral perturbation theory [24, 25] considering the non-commutativity of the limits $m_\pi \rightarrow 0$ and $N_c \rightarrow 1$ [37, 71]. The Skyrme model also confirms the strong m_π -dependence of the constant d_1 observed in the chiral quark soliton model [27, 28]. This is of practical interest in the context of extrapolating lattice QCD data to the physical value of the pion mass, see [28].

The numerical results for the form factors are in good qualitative agreement with results from the chiral quark soliton model [27]. Also the Skyrme model yields a negative constant d_1 and confirms the conclusions drawn in [27] that d_1 must be negative for a mechanically stable object. Numerically we find for the constant $d_1 = -4.88$ in agreement with estimates from the chiral quark soliton model [26, 27, 28, 29, 30, 31].

Results from both models suggest that all form factors can be well approximated by dipole fits for $0 < t < 1 \text{ GeV}^2$. $M_2(t)$ and $J(t)$ exhibit a similar t -dependence as the isoscalar electric form factor, while $d_1(t)$ shows a much faster falloff with decreasing t . Both the Skyrme and chiral quark soliton model [27] predict for $d_1(t)$ a dipole mass

of 0.7 GeV. The predictions for the t -dependence of $d_1(t)$ could contribute to an explanation of the t -dependence of the beam-charge asymmetry observed at HERMES [12]. Of particular interest is also the predicted t -dependence of the form factor $J(t)$ which is of relevance for extracting from data the quark angular momentum contribution to the nucleon spin [76]. From the experience with the description of other observables in the Skyrme model we expect our predictions to hold to within an accuracy of 30(40)% though, of course, as always data will have the final say.

In this work we used the simplest version of the Skyrme model [34]. It would be interesting to study the nucleon EM form factors in extended versions of the Skyrme model which include e.g. vector-mesons [47, 48, 49], in order to see how these degrees of freedom contribute to the stability of the soliton and to the constant d_1 .

Acknowledgements We thank Pavel Pobylitsa and Maxim Polyakov for fruitful discussions and valuable comments. This research is part of the EU integrated infrastructure initiative hadron physics project under contract number RII3-CT-2004-506078, the Transregio/SFB Bonn-Bochum-Gießen, and the COSY-Jülich project, and partially supported by the Graduierten-Kolleg Bochum-Dortmund and Verbundforschung of BM BF.

APPENDIX A: ALTERNATIVE DEFINITION OF FORM FACTORS

By means of the Gordon identity $2M_N u^0 u = u^0(i \not{\partial} + 2\not{P})u$ one can rewrite (1) as (see e.g. in Ref. [2])

$$\begin{aligned} \langle p^0 | \hat{f}^{Q;G}(0) | p \rangle = & u(p^0) A^{Q;G}(t) \frac{P^+ + P^-}{2} + B^{Q;G}(t) \frac{i(P^+ - P^-)}{4M_N} \\ & + C^{Q;G}(t) \frac{g^2}{M_N} c(t) g u(p); \end{aligned} \quad (A1)$$

where $A^a(t) = M_2^a(t)$, $A^a(t) + B^a(t) = 2J^a(t)$, $C^a(t) = \frac{1}{5}d_1^a(t)$ with $a = Q; G$. In this notation the constraints (7) read $A^Q(0) + A^G(0) = 1$ and $B^Q(0) + B^G(0) = 0$ meaning that the total nucleon gravitomagnetic moment vanishes.

APPENDIX B: ALTERNATIVE PROOF OF THE STABILITY CONDITION

The stability condition (10) can be proven alternatively in the following way. Let $F(r)$ denote the profile function which minimizes the soliton energy (14), i.e. which satisfies (15), and substitute $r \rightarrow r^0 = r$ in (14). This yields

$$M_{\text{sol}}[\] = E_2 + E_4 + E_m \quad (B1)$$

where E_2 , E_4 and E_m are the contributions of respectively the 2-derivative, 4-derivative and mass term in (14). $M_{\text{sol}}[\]$ in (B1) has a minimum at $\epsilon = 1$, i.e. we have the conditions

$$\frac{\partial M_{\text{sol}}[\]}{\partial \epsilon} \bigg|_{\epsilon=1} = E_2 + E_4 - 3E_m \stackrel{!}{=} 0; \quad (B2)$$

$$\frac{\partial^2 M_{\text{sol}}[\]}{\partial \epsilon^2} \bigg|_{\epsilon=1} = 2E_2 + 12E_m > 0; \quad (B3)$$

which holds since the E_i ($i = 2, 4; m$) are positive. The above considerations are well known, the relation (B2) is sometimes referred to as the "virial theorem" in the Skyrme model [50, 51]. For our purposes it is sufficient to observe that the virial theorem is nothing but the stability condition

$$\int_0^{\infty} dr r^2 p(r) = \frac{1}{12} \frac{\partial M_{\text{sol}}[\]}{\partial \epsilon} \bigg|_{\epsilon=1} = 0; \quad (B4)$$

APPENDIX C: ROTATIONAL CORRECTIONS FOR $T_{00}(r)$, $p(r)$ AND $s(r)$

The expression for a quantity in the Skyrme model is in general of the type (18). In this work we have chosen to consider rotational corrections to a quantity if and only if it receives no contribution from the leading order of the large- N_c expansion. This Appendix aims at making the arguments in favour of this procedure more clear.

In our approach we have, in particular, neglected rotational corrections to the densities $T_{00}(r)$, $p(r)$ and $s(r)$. What would have happened if one kept these rotational corrections? Let us denote the densities with included rotational

corrections by $T_{00}(r)$, $p(r)$ and $s(r)$. The corresponding model expressions read

$$T_{00}(r) = T_{00}(r) + \frac{S(S+1)}{12r^2} \sin^2 F(r) F'^2 + \frac{4F'^0(r)^2}{e^2} + \frac{4\sin^2 F(r)}{e^2 r^2} \quad T_{00}(r) + \frac{S(S+1)}{12r^2} F(r) \quad (C1)$$

$$p(r) = p(r) + \frac{S(S+1)}{12r^2} \sin^2 F(r) F'^2 + \frac{4F'^0(r)^2}{3e^2} + \frac{4\sin^2 F(r)}{3e^2 r^2} \quad (C2)$$

$$s(r) = s(r) + \frac{S(S+1)}{12r^2} \sin^2 F(r) \quad \frac{8F'^0(r)^2}{e^2} + \frac{4\sin^2 F(r)}{e^2 r^2} \quad (C3)$$

with $T_{00}(r)$, $p(r)$ and $s(r)$ as given by Eqs. (24, 26, 27), i.e. the corresponding densities without rotational corrections. Note that $\int d^3x T_{00}(r) = M_{\text{sol}} + \frac{S(S+1)}{2}$ with M_{sol} defined in (14). At this point several procedures have been considered in literature.

A. One procedure, used e.g. in [38, 39], consists in minimizing only the soliton energy M_{sol} in Eq. (14), but keeping the respective rotational corrections understood as small perturbations. Then e.g. the nucleon or π mass are obtained by adding up the minimized soliton energy M_{sol} and the rotational energy $\frac{S(S+1)}{2}$. This procedure strictly speaking does not yield a stable soliton. This can be demonstrated e.g. by evaluating the pressure $p(r)$ with the profile function which minimizes M_{sol} . For the parameters used in [38] we obtain the result shown in Fig. 9. Clearly, the $p(r)$ evaluated in this way is always positive and violates the stability condition (10). This is not surprising because from the proof of the stability condition in the Skyrme model given in App. B it is clear that (10) will be satisfied if and only if one evaluates the pressure with that profile function which minimizes the full energy.

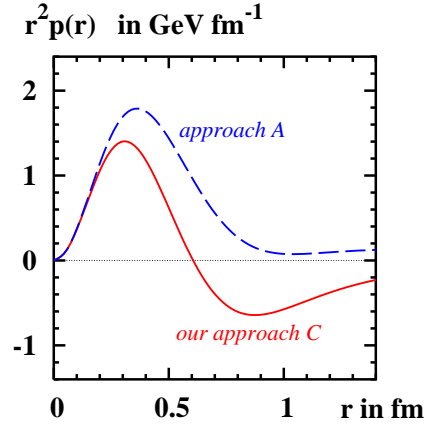


FIG. 9: $r^2 p(r)$ in the Skyrme model as function of r . Dashed line: Result obtained following the procedure (A), see text, used e.g. in Ref. [38]. Solid line: Result obtained following the procedure (C) used in this work. Both curves refer to the chiral limit.

B. One way to resolve the problems encountered above consists in minimizing $M_{\text{sol}} + \int d^3x T_{00}(r)$. The profile function which does that has to satisfy the integro-differential equation (since $\delta E = 0$, see Eq. (17))

$$\begin{aligned} \text{left-hand side of Eq. (15)} + \frac{S(S+1)}{6r^2} \frac{4r^2 \sin^2 F(r) F'^0(r)}{e^2 F'^2} - \frac{2r^2 \sin 2F(r) F'^0(r)^2}{e^2 F'^2} \\ \frac{8r \sin^2 F(r) F'^0(r)}{e^2 F'^2} + \frac{r^2}{2} \sin 2F(r) + \frac{4 \sin^2 F(r) \sin 2F(r)}{e^2 F'^2} = 0 \end{aligned} \quad (C4)$$

with the same boundary conditions as for Eq. (15). Now one obtains a consistent description of the densities. E.g. the distributions of pressure and shear forces with rotational corrections satisfy the relation (9), because

$$\frac{2}{3} \frac{\partial s(r)}{\partial r} + \frac{2s(r)}{r} + \frac{\partial p(r)}{\partial r} = \frac{F'^2}{r^2} F'^0(r) \quad \text{equations of motion with rotational corrections} = 0; \quad (C5)$$

where "equations of motion with rotational corrections" denotes the left-hand-side of Eq. (C4). Also the stability condition (10) holds with included rotational corrections which can be seen by rewriting

$$\begin{aligned} r^2 p(r) = \frac{\partial}{\partial r} \left[r^3 p(r) + \frac{F'^2}{12} r^3 F'^0(r)^2 - \frac{\sin^4 F(r)}{3e^2 r} + \frac{F'^2 m^2}{6} r^3 (1 - \cos F(r)) \right] \\ - \frac{S(S+1)}{6r^2} \frac{F'^2}{3} r^3 \sin^2 F(r) + \frac{4r^3}{3e^2} \sin^2 F(r) F'^0(r)^2 \\ - \frac{F'^2}{3} r F'^0(r) \quad \text{equations of motion with rotational corrections} : \end{aligned} \quad (C6)$$

Alternatively, one may use the scaling trick discussed in App. B. For that we notice that in addition to the E_i in Eq. (B1) there are two contributions due to rotational corrections, namely

$$E_{\text{rot},1} = \frac{S(S+1)}{12r^2} \int d^3x \sin^2 F(r); \quad E_{\text{rot},2} = \frac{S(S+1)}{3e^2 r^2} \int d^3x \sin^2 F(r) F'^0(r)^2 + \frac{\sin^2 F(r)}{r^2} \quad (C7)$$

such that

$$M_{sol}[\lambda] = {}^1E_2 + {}^1E_4 + {}^3E_m + {}^3E_{rot;1} + {}^1E_{rot;2} : \quad (C 8)$$

Also in this case the conditions analog to (B 2) hold and, in particular, we have

$$\int_0^{\infty} dr r^2 p(r) = \frac{1}{12} \frac{\partial M_{sol}[\lambda]}{\partial \lambda} \Big|_{\lambda=1} = 0 : \quad (C 9)$$

Thus, also with included rotational corrections one obtains a consistent description of the form factors of the EM T. The problem is, however, that (C 4) has no solution in the chiral limit, while the solutions which exist for sufficiently large m_π yield results in conflict with chiral symmetry [43, 44], see also the review [51].

The minimization of $M_{sol} = M_{sol} + \frac{S(S+1)}{2}$ would be unsatisfactory also from the point of view of large- N_c counting, as no contribution of $O(N_c^0)$ is included. Such terms could in principle be taken into account by adopting the Peierls-Yoccoz projection technique in non-relativistic many body theory [77, 78, 79]. If one assumes the "small overlap approximation" the energy is similar to the one obtained approximately by pion corrections to the Skyrme model [80]. In the chiral quark soliton model, which is in this respect similar to the Skyrme model, this has been discussed in Ref. [64].

C. A consistent description of the nucleon EM T which respects chiral symmetry is obtained by adopting the procedure used in this work. After quantizing the soliton one neglects rotational corrections with respect to the leading order contribution unless the latter is zero. I.e. rotational corrections are considered if and only if the leading order contribution happens to vanish for symmetry reasons.

In this way one strictly speaking cannot describe the proton and neutron separately, but has to limit oneself to isoscalar and isovector quantities which are in general of different order in the large- N_c expansion. This is what we did in this work, see e.g. Table. I. However, the results obtained here for the total EM T form factors refer both to the proton and neutron if one neglects isospin violation (and electromagnetic corrections).

APPENDIX D : BEHAVIOUR AT SMALL r

Solving the Euler-Lagrange equation (15) iteratively at small r one obtains for the profile function the expansion

$$F(r) = \sum_k \frac{a_k}{k!} (eF(r))^{-k} \quad (D 1)$$

where $a_0 = 1$ and $a_k = 0$ for even $k \geq 2$. With the definition $\tilde{r} = m_\pi r = (eF(r))$ the a_k for odd k are given by

$$\begin{aligned} a_1 &= 1 \\ a_3 &= \frac{4^{-3}(1+2\tilde{r}^2) + 3\tilde{r}^2}{5(1+8\tilde{r}^2)} \\ a_5 &= \frac{24^{-5}(5+32\tilde{r}^2+88\tilde{r}^4+448\tilde{r}^6) + 3^{-3}\tilde{r}^2(35-16\tilde{r}^2+832\tilde{r}^4) + 3\tilde{r}^4(5-56\tilde{r}^2)}{35(1+8\tilde{r}^2)^2} ; \end{aligned} \quad (D 2)$$

etc. Notice that $\tilde{r} = (eF(r))$. Numerically we find $\tilde{r} = 1.00376$ for $\tilde{r} = 0$, and $\tilde{r} = 1.10752$ for $\tilde{r} = 0.22715$ (which corresponds to $m_\pi = 138$ MeV for our choice of parameters). In this way (15) can be solved in principle as a differential equation to any finite order in r . However, this iterative procedure can only be used after (15) is solved as a boundary value problem (with the constraints $F(0) = 1$ and $F(r) \rightarrow 0$ as $r \rightarrow \infty$) and $\tilde{r} = F(0) = (eF(r))$ is known.

Inserting (D 1, D 2) into the model expressions (24-27) for the densities $T_{00}(r)$, $\rho(r)$, $p(r)$ and $s(r)$ one obtains the results in (35-38) with the positive constants

$$T_{00}(0) = \frac{e^2 F^4}{8} (3\tilde{r}^2 + 12\tilde{r}^4 + 4\tilde{r}^6) ; \quad A = \frac{e^4 F^6}{4} \tilde{r}^2 (\tilde{r}^2 + 4\tilde{r}^4 + \tilde{r}^6) \quad (D 3)$$

$$p(0) = \frac{e^2 F^4}{8} (4\tilde{r}^4 - 2\tilde{r}^6 - 4\tilde{r}^8) ; \quad B = \frac{e^4 F^6}{4} \frac{\tilde{r}^2 (8\tilde{r}^4 - 2\tilde{r}^6 - 2\tilde{r}^8) (1 + 4\tilde{r}^2)}{(1 + 8\tilde{r}^2)} \quad (D 4)$$

$$C = \frac{e^2 F^4}{4} \frac{\tilde{r}^2 (8\tilde{r}^2 + 1)}{3} : \quad (D 5)$$

From (D 4) it is not obvious that $p(0)$ and B are positive. In order to check that this is really the case, we note first that if $p(0) > 0$, then also $B / (8\tilde{r}^4 - 2\tilde{r}^6 - 2\tilde{r}^8) > (8\tilde{r}^4 - 2\tilde{r}^6 - 8\tilde{r}^8) / p(0) > 0$. Thus it is sufficient to demonstrate

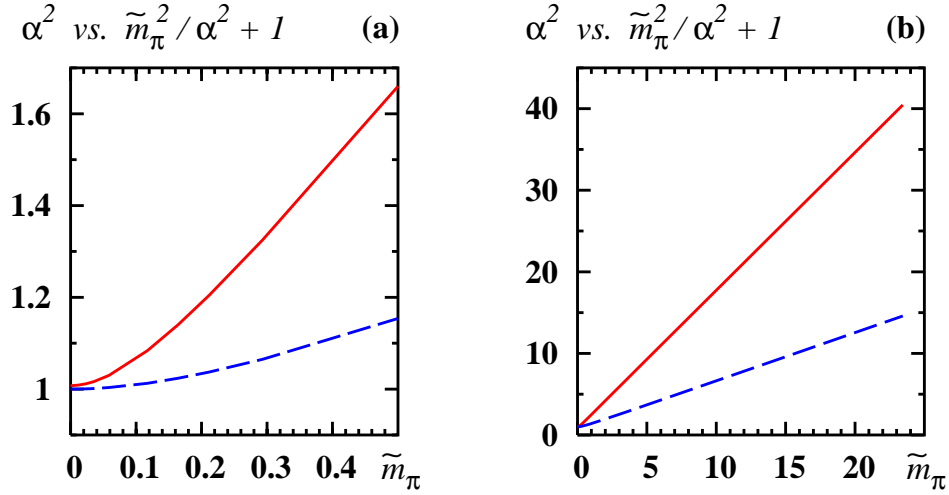


FIG. 10: Solid lines: The dimensionless quantity $\alpha^2 = F^2(0) = (eF)^2$ as function of $m_\pi = m_\pi(eF)$ in the region of (a) small $m_\pi \leq 0.5$, and (b) up to $m_\pi = 25$. Dashed lines: The function $m_\pi^2 = \alpha^2 + 1$ which is smaller than α^2 demonstrating that $p(0) > 0$, cf. Eq. (D 6).

that $p(0)$ is positive which can be rewritten as

$$p(0) > 0, \quad \alpha^2 > \frac{m_\pi^2}{2} + \frac{1}{4} : \quad (\text{D } 6)$$

By numerically solving the boundary value problem for different $m_\pi \leq 0.5$, which for our choice of parameters in (21) corresponds to $m_\pi < 300 \text{ MeV}$, we observe that $\alpha^2 > m_\pi^2 = \alpha^2 + 1$, see Fig. 10a. In particular, the weaker inequality (D 6) is satisfied. Thus, for reasonable choices of the parameters e, F, m_π we find $p(0) > 0$.

One may wonder whether $p(0)$ is always positive, irrespective the choice of e, F, m_π . Recalling that the boundary value problem (15) is characterized by m_π only, which follows from substituting $x = m_\pi eF$ in (15), we observe that the inequality (D 6) is satisfied at least up to $m_\pi = 25$ (where we start to arrive at the limits of our numerical procedure), see Fig. 10b. Our observations suggest that if the boundary value problem (15) has a solution, then it yields $p(0) > 0$ (and, as we explicitly checked, satisfies (10), and yields a negative d_1). It seems that $p(0) > 0$ is a property of the boundary value problem (15), though we are able to verify this only in a finite range of the (positive) parameter m_π (which, however, goes far beyond what is needed to describe the physical situation in the Skyrme model).

Another interesting observation is the linear asymptotic behaviour $\alpha^2 \approx A m_\pi + B$ with $A = 1.688$ and $B = 0.865$, which sets in already at moderate values of m_π , see Figs. 10a and b.

APPENDIX E: CHIRAL PROPERTIES OF THE FORM FACTORS

In this Appendix we derive the results presented in Eqs. (50-54). In particular, we shall see that these properties are determined by the long distance behaviour of the profile function (39), i.e. that they are of general character.

For that we notice that it is possible to rewrite the profile function as

$$F(r) = 2 \arctan \frac{R_0^2}{r^2} f(r; m_\pi) (1 + m_\pi r) \exp(-m_\pi r) \quad (\text{E } 1)$$

with $f(r; m_\pi)$ satisfying the following properties. First, as $r \rightarrow 1$ the function $f(r; m_\pi) \rightarrow 1$ while all its derivatives (with respect to r and/or m_π) tend to zero. This guarantees the correct large distance behaviour of $F(r)$ in (39). Second, the soliton equation of motion (15) demands that this function has a Taylor expansion around $r = 0$ of the form $f(r; m_\pi) = \sum_n c_n(m_\pi) r^n$ in which only odd powers $n = 1; 3; 5; \dots$ appear. I.e., it vanishes for small r as $f(r; m_\pi) \propto r$, which guarantees the correct boundary value for the soliton profile $F(0) = 0$ in the Ansatz (E 1).

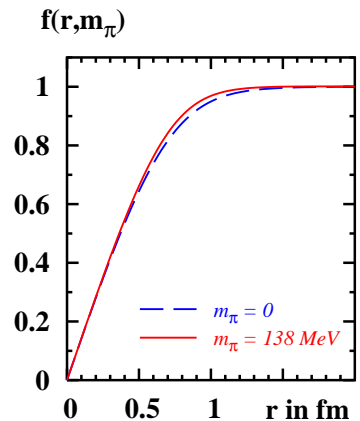


FIG. 11: The function $f(r; m_\pi)$ defined in Eq. (E 1).

The function $f(r; m)$ can be determined uniquely from (E1) after Eq. (15) has been solved for $F(r)$ with the boundary values $F(0) = 1$ and $F(r) \rightarrow 0$ as $r \rightarrow \infty$. Alternatively, one may insert the Ansatz (E1) into Eq. (15) and solve directly the new differential equation for $f(r; m)$ subject to the new boundary conditions: $\lim_{r \rightarrow 0} f(r; m) = r = \text{const}$ and $f(r; m) \rightarrow 1$ as $r \rightarrow \infty$. We stress that by introducing (E1) we merely change the notation but do not introduce any approximation. Fig. 11 shows $f(r; m)$ for $m = 0$ and 138 MeV.

We discuss first the slope of the form factor $d_1(t)$ at zero momentum transfer. The general expression for $d_1^0(0)$ in terms of $s(r)$ follows from expanding Eq. (5) for small t and reads

$$d_1^0(0) = \frac{M_N}{42} \int_0^\infty dr r^4 s(r) = \frac{M_N}{16} \int_0^\infty dr r^4 p(r) : \quad (\text{E2})$$

The second relation in (E2) follows from integrations by parts and the relation (9). From the large distance asymptotics of $p(r)$ and $s(r)$ in (42, 43) it is clear that $d_1^0(0)$ diverges in the chiral limit, and is well defined only for $m \neq 0$ (and that only for $m \neq 0$ manipulations like the integration by parts are well defined).

We consider first the expression (E2) for $d_1^0(0)$ in terms of $s(r)$. For our purposes the model expression (27) for the distribution of shear forces can be conveniently decomposed as $s(r) = s_A(r) + s_B(r)$ where

$$s_A(r) = \frac{F^2}{4} F^0(r)^2 - \frac{\sin^2 F(r)}{r^2} ; \quad s_B(r) = \frac{\sin^2 F(r)}{e^2 r^2} F^0(r)^2 - \frac{\sin^2 F(r)}{r^2} : \quad (\text{E3})$$

In the chiral limit $s_B(r) \sim \frac{1}{r^{12}}$ at large r , and gives a contribution to the slope of $d_1(t)$ at $t = 0$ which is well defined and finite in the chiral limit. Thus, denoting this contribution by $d_1^0(0)_B$, we note that

$$d_1^0(0)_B = \frac{M_N}{42} \int_0^\infty dr r^4 s_B(r) = O(m^0) : \quad (\text{E4})$$

In fact, what makes $d_1^0(0)$ divergent in the chiral limit is the part $s_A(r) \sim \frac{1}{r^6}$ at large r . Let $m \neq 0$ in the following. We perform the integral over r in a spherical box of radius D , and take $D \rightarrow \infty$ later. Inserting the expression (E3) for $s_A(r)$ with the Ansatz (E1) into (E2) and making the legitimate (because $m \neq 0$) substitution $r \rightarrow a=m$ yields

$$d_1^0(0)_A = \frac{4 M_N R_0^4 F^2}{42m} \int_0^{D/m} da G_1(a; m) \quad (\text{E5})$$

where we defined the function (with $f^0(y; m) \equiv \frac{\partial}{\partial y} f(y; m)$ for brevity)

$$G_1(a; m) = \frac{a^8 e^{-2a}}{a^4 + m^4 R_0^4 (1+a)^2 f(\frac{a}{m}; m)^2 e^{-2a}} \left(a^4 + 4a^3 + 7a^2 + 6a + 3 f(\frac{a}{m}; m)^2 \right. \\ \left. - 2a a^3 + 3a^2 + 4a + 2 f(\frac{a}{m}; m) f^0(\frac{a}{m}; m) + a^2 (a+1)^2 f^0(\frac{a}{m}; m)^2 \right) : \quad (\text{E6})$$

In Eq. (E5) for $m \neq 0$ we may safely take $D \rightarrow \infty$. This step is trivial in our analytical calculation, however, it is a subtle issue for calculations (in models or lattice QCD) performed in a finite volume. The correct chiral behaviour is obtained only by first taking the infinite volume limit, and considering then the limit of pion masses becoming small. The m -expansion of the integral (E5) reads

$$\int_0^\infty da G_1(a; m) = \int_0^\infty da e^{-2a} (a^4 + 4a^3 + 7a^2 + 6a + 3) + O(m) = 7 + O(m) ; \quad (\text{E7})$$

where for the leading term we made use of the fact that $f(y; m) \rightarrow 1$ for large arguments y , while its derivatives go to zero. Eliminating R_0 in favour of g_A and F according to (39) we obtain the result quoted in (51). We may repeat this exercise exploring the relation of $d_1^0(0)$ in terms of the pressure in Eq. (E2). The calculation is analog to that presented above and yields the same result (51). Thus, our procedure to derive the leading non-analytic chiral contribution to $d_1^0(0)$ respects the model equations of motion.

Next let us discuss the chiral expansion of $d_1(t) \big|_{t=0}$. Since $s(r)$ and $p(r) \sim \frac{1}{r^6}$ at large r , see (42, 43), d_1 takes a finite value in the chiral limit. The next term in its chiral expansion is linear in m which can be found as follows. We use the relation (11) for d_1 in terms of $s(r)$ and the presentation (E1) for the soliton profile, and interchange the order of differentiating with respect to m and integrating over r . Substituting $r \rightarrow a=m$ we obtain

$$\frac{\partial d_1}{\partial m} = \frac{1}{3} \int_0^\infty dr r^2 \frac{\partial s(r)}{\partial m} = \frac{4 M_N F^2 R_0^4}{3} \int_0^\infty da G_2(a; m) ; \quad (\text{E8})$$

where $G_2(a; m)$ is a function similar to (but much lengthier than) that in Eq. (E 6), whose small m -expansion reads

$$\int_0^{\infty} da G_2(a; m) = \int_0^{\infty} da e^{-2a} (a^3 + 2a^2 + a - 1) + O(m) = \frac{5}{4} + O(m); \quad (\text{E } 9)$$

which yields the chiral expansion of d_1 quoted in Eq. (50). Starting from the expression (11) which expresses d_1 in terms of $p(r)$ one reproduces the result in Eq. (50) by a similar calculation. We stress that also the calculations leading to (50) respect the model equations of motion.

Next we consider the mean square radius of the energy density defined in (45). Since $T_{00}(r) \sim \frac{1}{r^6}$ at large r , see Eq. (41), the mean square radius of the energy density has a well defined chiral limit. Its first chiral correction appears already in linear order in m and the coefficient of this leading non-analytic term can be found by means of a calculation which is completely analog to that in Eq. (E 8) and yields the result quoted in Eq. (52).

Finally, we consider the mean square radius of the angular momentum density which is defined in (46). A calculation analog to that in Eqs. (E 3-E 7) yields the result quoted in Eq. (54).

APPENDIX F: SCALING RELATIONS

In our approach | in which we consider $1=N_c$ corrections to some quantity if and only if the respective leading order contribution vanishes, see Sec. III | the dependence on the model parameters F and e is trivial and given by the following scaling relations

$$\begin{aligned} M_N &= \frac{F}{e} G\left(\frac{m}{eF}\right); & \chi &= \frac{e^3}{F} G\left(\frac{m}{eF}\right); & g_A &= \frac{1}{e^2} G\left(\frac{m}{eF}\right); \\ I=0 &= G\left(\frac{m}{eF}\right); & I=1 &= \frac{1}{e^4} G\left(\frac{m}{eF}\right); & d_1 &= \frac{1}{e^4} G\left(\frac{m}{eF}\right); \\ T_{00}(0) &= \frac{F^4}{e^2} G\left(\frac{m}{eF}\right); & p(0) &= \frac{F^4}{e^2} G\left(\frac{m}{eF}\right); & h_{1i}^2 &= \frac{1}{F^2 e^2} G\left(\frac{m}{eF}\right); \end{aligned} \quad (\text{F } 1)$$

The last result holds for all mean square radii. The functions $G(y)$ are different for the different quantities.

If one chooses e, F differently from the parameter fixing used in this work in Eqs. (20, 21), then the relations (F 1) allow to rescale the results for the respective quantities in terms of the new parameters. Strictly speaking one needs for that the m -dependence of the respective quantities which we have provided in Sec. V II for quantities of interest.

-
- [1] H. R. Pagels, Phys. Rev. 144 (1965) 1250.
[2] X. D. Ji, Phys. Rev. Lett. 78, 610 (1997) [arXiv:hep-ph/9603249].
[3] M. V. Polyakov, Phys. Lett. B 555 (2003) 57 [arXiv:hep-ph/0210165].
[4] D. Muller, D. Robaschik, B. Geyer, F. M. Dittes and J. Horejsi, Fortsch. Phys. 42, 101 (1994) [arXiv:hep-ph/9812448].
X. D. Ji, Phys. Rev. D 55, 7114 (1997) [arXiv:hep-ph/9609381].
J. C. Collins, L. Frankfurt and M. Strikman, Phys. Rev. D 56, 2982 (1997) [arXiv:hep-ph/9611433].
A. V. Radyushkin, Phys. Rev. D 56, 5524 (1997) [arXiv:hep-ph/9704207].
[5] P. R. B. Sauli [ZEUS Collaboration], arXiv:hep-ex/0003030.
[6] C. Adloff et al. [H1 Collaboration], Phys. Lett. B 517, 47 (2001) [arXiv:hep-ex/0107005].
[7] A. Airapetian et al. [HERMES Collaboration], Phys. Rev. Lett. 87, 182001 (2001) [arXiv:hep-ex/0106068].
[8] S. Stepanyan et al. [CLAS Collaboration], Phys. Rev. Lett. 87, 182002 (2001) [arXiv:hep-ex/0107043].
[9] F. Elinghaus [HERMES Collaboration], Nucl. Phys. A 711, 171 (2002) [arXiv:hep-ex/0207029].
[10] S. Chekanov et al. [ZEUS Collaboration], Phys. Lett. B 573 (2003) 46 [arXiv:hep-ex/0305028].
[11] A. Aktas et al. [H1 Collaboration], Eur. Phys. J. C 44, 1 (2005) [arXiv:hep-ex/0505061].
[12] A. Airapetian et al. [HERMES Collaboration], Phys. Rev. D 75, 011103 (2007) [arXiv:hep-ex/0605108].
[13] C. Muroz Camacho et al. [Hall A DVCS Collaboration], arXiv:nuclex/0607029.
[14] X. D. Ji, J. Phys. G 24, 1181 (1998) [arXiv:hep-ph/9807358].
[15] A. V. Radyushkin, arXiv:hep-ph/0101225.
[16] K. Goeke, M. V. Polyakov and M. Vanderhaeghen, Prog. Part. Nucl. Phys. 47, 401 (2001) [arXiv:hep-ph/0106012].
[17] M. Diehl, Phys. Rept. 388 (2003) 41 [arXiv:hep-ph/0307382].
[18] A. V. Belitsky and A. V. Radyushkin, Phys. Rept. 418, 1 (2005) [arXiv:hep-ph/0504030].
[19] N. Mathur, S. J. Dong, K. F. Liu, L. Mankiewicz and N. C. Mukhopadhyay, Phys. Rev. D 62, 114504 (2000) [arXiv:hep-ph/9912289].
[20] P. Hagler, J. Negele, D. B. Renner, W. Schroers, T. Lippert and K. Schilling [LHPC collaboration], Phys. Rev. D 68, 034505 (2003) [arXiv:hep-lat/0304018].

- [21] M. Gockeler, R. Horsley, D. Pleiter, P. E. L. Rakow, A. Schafer, G. Schierholz and W. Schroers [QCD SF Collaboration], Phys. Rev. Lett. 92, 042002 (2004) [arXiv:hep-ph/0304249].
- [22] J. W. Negele et al., Nucl. Phys. Proc. Suppl. 128, 170 (2004) [arXiv:hep-lat/0404005].
- [23] J. W. Chen and X. d. Ji, Phys. Rev. Lett. 88, 052003 (2002) [arXiv:hep-ph/0111048].
- [24] A. V. Belitsky and X. Ji, Phys. Lett. B 538, 289 (2002) [arXiv:hep-ph/0203276].
- [25] M. Diehl, A. Manashov and A. Schafer, arXiv:hep-ph/0608113.
- [26] M. Wakamatsu and Y. Nakakoji, Phys. Rev. D 74, 054006 (2006) [arXiv:hep-ph/0605279].
M. Wakamatsu, arXiv:hep-ph/0701057.
- [27] K. Goeke, J. Gribis, J. O'Sullivan, M. V. Polyakov, P. Schweitzer, A. Silva and D. Urbano, arXiv:hep-ph/0702030.
- [28] K. Goeke, J. Gribis, J. O'Sullivan, P. Schweitzer, A. Silva and D. Urbano, arXiv:hep-ph/0702031.
- [29] V. Y. Petrov, P. V. Pobylitsa, M. V. Polyakov, I. Bomig, K. Goeke and C. Weiss, Phys. Rev. D 57, 4325 (1998) [arXiv:hep-ph/9710270].
- [30] N. Kivel, M. V. Polyakov and M. Vanderhaeghen, Phys. Rev. D 63, 114014 (2001) [arXiv:hep-ph/0012136].
- [31] P. Schweitzer, S. Boer and M. Radici, Phys. Rev. D 66, 114004 (2002) [arXiv:hep-ph/0207230].
- [32] J. O'Sullivan, M. V. Polyakov, P. Schweitzer, D. Urbano and K. Goeke, Phys. Rev. D 71, 034011 (2005) [arXiv:hep-ph/0411172].
- [33] M. Wakamatsu and H. Tsujimoto, Phys. Rev. D 71, 074001 (2005) [arXiv:hep-ph/0502030].
- [34] T. H. R. Skyrme, Proc. Roy. Soc. Lond. A 260 (1961) 127.
- [35] E. Witten, Nucl. Phys. B 160, 57 (1979), and Nucl. Phys. B 223, 433 (1983).
- [36] For reviews see for example: A. V. Manohar, arXiv:hep-ph/9802419.
E. Jenkins, Ann. Rev. Nucl. Part. Sci. 48, 81 (1998) [arXiv:hep-ph/9803349]. R. F. Lebed, Czech. J. Phys. 49 (1999) 1273 [arXiv:nucl-th/9810080].
- [37] R. F. Dashen, E. Jenkins and A. V. Manohar, Phys. Rev. D 49, 4713 (1994) [Erratum-ibid. D 51, 2489 (1995)] [arXiv:hep-ph/9310379].
- [38] G. S. Adkins, C. R. Nappi and E. Witten, Nucl. Phys. B 228, 552 (1983).
- [39] G. S. Adkins and C. R. Nappi, Nucl. Phys. B 233, 109 (1984).
- [40] A. D. Jackson and M. Rho, Phys. Rev. Lett. 51, 751 (1983).
- [41] E. Guadagnini, Nucl. Phys. B 236, 35 (1984).
- [42] G. S. Adkins and C. R. Nappi, Nucl. Phys. B 249, 507 (1985).
- [43] M. Bander and F. Hayot, Phys. Rev. D 30 (1984) 1837.
- [44] E. Braaten and J. P. Ralston, Phys. Rev. D 31 (1985) 598.
- [45] E. Braaten, S. M. Tse and C. Wilcox, Phys. Rev. Lett. 56, 2008 (1986).
- [46] X. D. Ji, Phys. Lett. B 254 (1991) 456.
- [47] G. S. Adkins and C. R. Nappi, Phys. Lett. B 137 (1984) 251. G. S. Adkins, Phys. Rev. D 33 (1986) 193.
- [48] U. G. Meissner, Phys. Rept. 161 (1988) 213.
- [49] B. Schwesinger, H. Weigel, G. Holzwarth and A. Hayashi, Phys. Rept. 173 (1989) 173.
- [50] I. Zahed and G. E. Brown, Phys. Rept. 142, 1 (1986).
- [51] G. Holzwarth and B. Schwesinger, Rept. Prog. Phys. 49, 825 (1986).
- [52] F. Meier and H. W. Alliser, Phys. Rept. 289 (1997) 383 [arXiv:hep-ph/9602359].
- [53] J. F. Donoghue and H. Leutwyler, Z. Phys. C 52, 343 (1991).
- [54] B. Kubis and U. G. Meissner, Nucl. Phys. A 671, 332 (2000) [Erratum-ibid. A 692, 647 (2001)] [arXiv:hep-ph/9908261].
- [55] E. Megias, E. Ruiz Arriola, L. L. Salcedo and W. Broniowski, Phys. Rev. D 70, 034031 (2004) [arXiv:hep-ph/0403139].
- [56] E. Megias, E. Ruiz Arriola and L. L. Salcedo, Phys. Rev. D 72, 014001 (2005) [arXiv:hep-ph/0504271].
- [57] D. Bromm et al., PoS LAT 2005, 360 (2006) [arXiv:hep-lat/0509133].
- [58] J. W. Chen, W. Detmold and B. Smigielski, arXiv:hep-lat/0612027.
- [59] R. G. Sachs, Phys. Rev. 126, 2256 (1962).
- [60] M. V. Polyakov and C. Weiss, Phys. Rev. D 60, 114017 (1999) [arXiv:hep-ph/9902451].
- [61] O. V. Teryaev, Phys. Lett. B 510, 125 (2001).
- [62] V. Guzey and M. Siddikov, J. Phys. G 32 (2006) 251 [arXiv:hep-ph/0509158].
- [63] A. V. Belitsky, D. Mueller and A. Kirchner, Nucl. Phys. B 629, 323 (2002) [arXiv:hep-ph/0112108].
- [64] P. V. Pobylitsa, E. Ruiz Arriola, T. Meissner, F. G. Muer, K. Goeke and W. Broniowski, J. Phys. G 18 (1992) 1455.
- [65] W. B. Kaufmann and G. E. Hite, Phys. Rev. C 60, 055204 (1999). M. G. Olsson, Phys. Lett. B 482, 50 (2000).
M. M. Pavan, I. I. Strakovsky, R. L. Workman and R. A. Amdt, N. Newsletter 16, 110-115 (2002) [arXiv:hep-ph/0111066].
M. G. Olsson and W. B. Kaufmann, P. N. Newslett. 16, 382 (2002). P. Schweitzer, Eur. Phys. J. A 22, 89 (2004) [arXiv:hep-ph/0312376].
- [66] R. Koch, Z. Phys. C 15, 161 (1982).
J. Gasser, H. Leutwyler and M. E. Sainio, Phys. Lett. B 253 252, and 260 (1991).
- [67] P. Schweitzer, Phys. Rev. D 69, 034003 (2004) [arXiv:hep-ph/0307336].
- [68] J. Gasser and H. Leutwyler, Annals Phys. 158 (1984) 142.
- [69] G. Colangelo, J. Gasser and H. Leutwyler, Nucl. Phys. B 603 (2001) 125 [arXiv:hep-ph/0103088].
- [70] M. A. B. Beg and A. Zepeda, Phys. Rev. D 6, 2912 (1972).
- [71] T. D. Cohen and W. Broniowski, Phys. Lett. B 292, 5 (1992) [arXiv:hep-ph/9208253].
T. D. Cohen, arXiv:hep-ph/9512275.
- [72] M. Piaszowicz, A. Blotz and K. Goeke, Phys. Lett. B 354 (1995) 415 [arXiv:hep-ph/9505328].
- [73] S. L. Adler, J. C. Collins and A. Duncan, Phys. Rev. D 15, 1712 (1977).
N. K. Nielsen, Nucl. Phys. B 120, 212 (1977).
J. C. Collins, A. Duncan and S. D. Joglekar, Phys. Rev. D 16, 438 (1977).

- [74] V. M. Braun, P. Gomicki, L. Mankiewicz and A. Schafer, Phys. Lett. B 302, 291 (1993).
- [75] D. I. Diakonov, M. V. Polyakov and C. Weiss, Nucl. Phys. B 461, 539 (1996) [[arXiv:hep-ph/9510232](#)].
- [76] F. Ellinghaus, W. D. Nowak, A. V. Vinnikov and Z. Ye, Eur. Phys. J. C 46, 729 (2006) [[arXiv:hep-ph/0506264](#)].
- [77] M. C. Birse and M. K. Banerjee, Phys. Rev. D 31 (1985) 118.
- [78] M. Fiolhais, K. Goetze, F. Gumm er and J. N. Urbano, Nucl. Phys. A 481 (1988) 727.
- [79] T. Neuber, M. Fiolhais, K. Goetze and J. N. Urbano, Nucl. Phys. A 560, 909 (1993).
- [80] I. Zahed, A. Wirzba and U. G. Meissner, Phys. Rev. D 33, 830 (1986).