

MEASURING TOP QUARK ELECTROWEAK DIPOLE MOMENTS

Frank Cuypers

cuypers@mppmu.mpg.de

Max-Planck-Institut für Physik, Werner-Heisenberg-Institut, Föhringer Ring 6,
D-80805 München, Germany

We analyze the pair-production of top quarks in polarized e^+e^- scattering in the presence of electroweak dipole moments. For this, we consider two CP-odd observables which probe both the real and the imaginary parts of these moments. Polarizing the electron beam turns out to be a main asset.

1 Introduction

With its extreme mass the top quark assumes a very particular role in the standard model zoology. Because its weak decay takes place before it can hadronize¹, the top can be studied in a much cleaner way than any other quark. Moreover, since in all theories involving CP violation (including the standard model) electroweak dipole moments of fermions are expected to be proportional to their mass, the top quark is a privileged candidate for observing such dipole moments. A vast literature has already been devoted to this subject². We present here a short analysis devoted to the measurement of electroweak dipole moments of the top quark in high energy e^+e^- collisions. A presentation of similar material has been published with S.D. Rindani³.

In the following we write all our results in the limit where the weak mixing angle θ_w is such that $\sin^2 \theta_w = 1/4$. This is a good approximation which greatly simplifies most analytic expressions, because the vector coupling of the Z^0 to electrons then vanishes. The unapproximated formulas are given in Ref.³ and all our numerical results are of course presented with the more realistic value $\sin^2 \theta_w = .22$.

Unless stated otherwise, we also assume in the numerical results a top quark mass of 175 GeV, a collider centre of mass energy of 750 GeV, an electron beam polarization of 90%, an accumulated luminosity of 20 fb⁻¹ and an overall b- and W-tagging efficiency of 10%. The final results scale trivially like the inverse square root of these last two collider and detector parameters, whereas the dependence on the energy and polarization is discussed in the text.

2 Cross Sections and Decay

The fermion pair-production cross section takes the form

$$\sigma = \frac{A}{s^2} + \frac{B P}{s(s - m_Z^2)} + \frac{C}{(s - m_Z^2)^2}; \quad (1)$$

where A, B, C are constants involving the mass and the couplings of the fermion (here the top quark) to the photon and the Z^0 , s is the squared centre of mass energy of the collider and P is the polarization of the electron beam. Clearly, in this limit where the electron couples only vectorially to the photon and axially to the Z^0 , there is no interference between the two s-channel photon and Z^0 exchange processes in the absence of polarization. As can be gathered from Fig. 1, for a (left) right-polarized electron beam there are (constructive) destructive interferences.

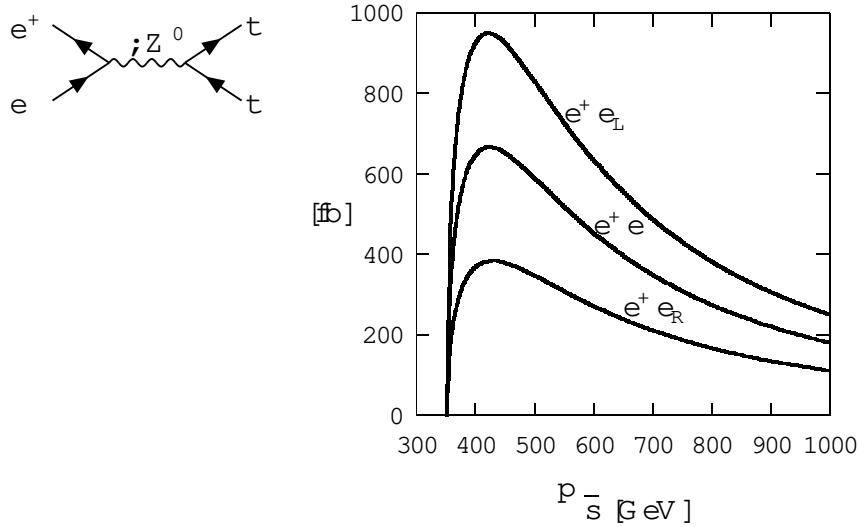


Figure 1: Lowest order Feynman diagram and cross sections for top quark pair production in the presence and absence of polarization.

For all practical purposes the top quark decays with a nearly 100% branching ratio into a bottom quark and a W boson as depicted in Fig. 2. The direction of the bottom quark may serve as an analyzer of the top polarization. Indeed, in the centre of mass frame of the top, the angle spanning the

3-momentum of the bottom and the spin of the top is distributed according to

$$\frac{1}{2} \frac{d}{d \cos \theta} = \frac{1}{2} (1 + \cos \theta); \quad (2)$$

where the mass of the bottom quark is neglected and

$$= \frac{m_t^2 - 2m_W^2}{m_t^2 + 2m_W^2}, \quad \frac{1}{3}; \quad (3)$$

Measuring CP violation in the electroweak interactions of the top quark involves measuring the polarization of the top. As we shall see, the sensitivity of the measurement we propose will thus be proportional to the polarization resolution.

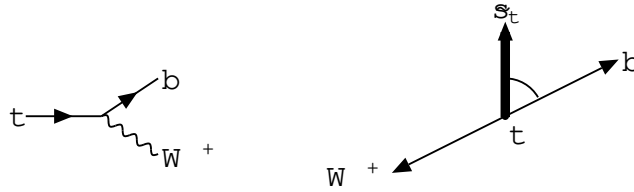


Figure 2: Main top decay mechanism.

As it turns out, if the W decays leptonically, the direction of the emerging lepton provides an even more powerful polarization analyzer⁴. In this case the resolution takes its maximum value $= 1$.

3 Top Electroweak Dipole Moments

In the presence of electroweak dipole moments the interaction lagrangian of the top quark requires the addition of the following piece

$$L = \frac{i}{2} \bar{t} \gamma^\mu t (\partial_\mu V - V \partial_\mu) \quad V = \gamma; Z^0; \quad (4)$$

where d^E, d^Z are the electric and weak dipole moments. The lagrangian (4) has three important properties:

1. It is not renormalizable. This indicates that if there is such a term, it cannot be an elementary interaction, but must originate from loop exchanges.
2. It is not CP invariant. Therefore, the interactions within the aforementioned loops must also involve CP violation.

3. It induces an helicity flip. The dipole moments must thus be proportional to the mass of the top quark.

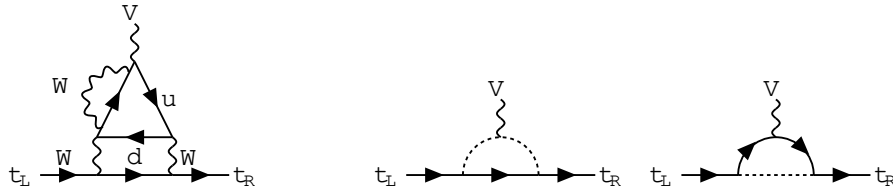


Figure 3: Typical diagrams yielding top quark electroweak dipole moments in the standard model (left) and in other theories (right).

Because the dipole moments must originate from loops, they are not constants but energy dependent form factors⁵, which develop an imaginary part beyond threshold. At asymptotic energies they are expected to decrease like $1/s$.

If only the complex phase of the Cabibbo-Kobayashi-Maskawa matrix is invoked as the source of CP violation, at least three loops are necessary to generate such a term⁶, as depicted in Fig. 3. The expected electroweak dipole moments are therefore tiny, around $10^{-9} e \text{ am}$ ^a. This is far beyond the reach of any foreseeable measurement.

In theories involving non-standard sources of CP violation, however, electroweak dipole moments can already be generated at the one-loop level, as depicted in Fig. 3. Supersymmetric, left-right symmetric and Higgs models typically predict values around $10^{-3} e \text{ am}$ ⁶.

4 Two Observables

Since from the onset we expect only tiny dipole moments, hence minute effects, these are susceptible to be hidden by radiative corrections. It is therefore advantageous to use CP-odd observables, which to all orders have no expectation value in the absence of electroweak dipole moments. We concentrate here on the two following CP-odd observables⁷

$$O_1 = (\vec{p}_b \cdot \vec{p}_b) \Gamma_z \quad \begin{matrix} \text{CP odd} \\ \text{CPT even} \end{matrix} \quad \text{) probes } \langle e d \rangle \quad (5)$$

^aWe adopt here "natural" units for the dipole moments: the charge of the electron times attometers (10^{-18} m).

$$O_2 = (\vec{p}_b + \vec{p}_{\bar{b}}) \cdot \hat{T}_z \quad \begin{matrix} \text{CP odd} \\ \text{CPT odd} \end{matrix} \quad \text{) probes } m_d \quad (6)$$

The unit 3-vector \hat{T}_z points in the same direction as the incoming positron beam.

In the presence of the CP-violating electroweak dipole moments (4), these observables acquire non-vanishing expectation values. For small dipole moments and high energies, the latter take the approximate forms

$$\langle O_1 \rangle / \sqrt{s} m_t = A \langle \epsilon_d \rangle + B \langle \epsilon_d^2 \rangle \quad (7)$$

$$\langle O_2 \rangle / \sqrt{s} m_t = C \langle m_d \rangle + D \langle m_d^2 \rangle / P; \quad (8)$$

where $A:::D$ are complicated constants. As anticipated, these expectation values are proportional to the polarization resolution ϵ_d^2 . As we alluded to earlier, observables involving the momentum of the decay leptons of the W 's instead of the bottom quark would have an improved resolution $\epsilon_d = 1$. The obvious trade-off is the inevitable loss in statistics⁸.

Although Eqs (7,8) are only approximations, they show that in the absence of a polarized electron beam little information can be gained about the real part of the electric dipole moment and the imaginary part of the weak dipole moment.

At this stage it is worth mentioning that since the positron beam cannot be polarized, the initial state is not a CP eigenstate. Therefore CP-odd correlations are not necessarily a measure of the CP violation of the interaction. If we neglect the electron mass and radiative corrections, though, only the left-right and right-left combinations of electron and positron helicities couple to the photon and Z^0 . This makes the effectively contributing initial state indeed a CP eigenstate.

Nevertheless, even in the limit of vanishing electron mass hard collinear photons can flip the helicities of the initial electrons or positrons⁹. This can lead to non-zero CP-odd correlations even in the absence of CP-violating interactions. However, since O_1 is T-odd, this CP-conserving hard photon emission mechanism can only contribute to $\langle O_1 \rangle$ if its amplitude has an absorptive part, i.e., at higher order. This argument does not hold for O_2 which is T-even. The standard model contribution to $\langle O_2 \rangle$, though, has been shown to be negligible¹⁰ compared to the variance $\langle O_2^2 \rangle$ (cf. next section). If one insists, this background correlation can of course also be subtracted or removed by a simple cut on the total energy of the event.

5 Discovery Limits

To be statistically significant, the expectation values (7,8) must be larger than the expected natural variances of the observables $h\sigma^2_i$. A signal of n standard deviations is obtained for a sample of N events if

$$h\sigma_i \geq n \sqrt{\frac{h\sigma^2_i}{N}} : \quad (9)$$

The analytical expressions for these variances³ are long and not particularly enlightening. We therefore do not present them here. Let us only comment that asymptotically they are proportional to the squared centre of mass energy s . Therefore the resolving power of the observable O_1 saturates, whereas the resolving power of O_2 eventually decreases at high energies. As can be gathered from Fig. 4, the best accuracy is obtained around 750 GeV.

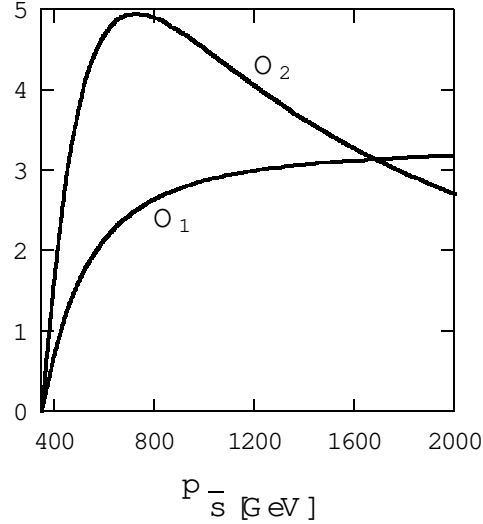


Figure 4: Energy dependence of the number of standard deviations in Eq. (9), with 20 fb⁻¹ of data with 90% right polarized beams, if $d^Z = 0$ and $d = 0.1 + i0.5$ eam.

This having been said, one must bear in mind that the dipole moments are merely form factors. Since the value of their real part decreases with the collider energy, there should also be an optimum energy for the observable O_1 . For the sake of concreteness we perform the rest of this analysis with a centre of mass energy of 750 GeV.

In Figs 5 we display the areas in the $(d_t; d_t^Z)$ plane which cannot be explored to better than 3 standard deviations in Eq. (9). Because of the linear dependence of the expectation values (7,8) on the dipole moments, these areas are straight bands centered around the standard model expectation $d_t = d_t^Z = 0$. The slopes of these bands vary with the polarization of the initial electron beam. For fully polarized beams they are narrowest. As the degree of polarization is decreased, they rotate around fixed points and become wider.

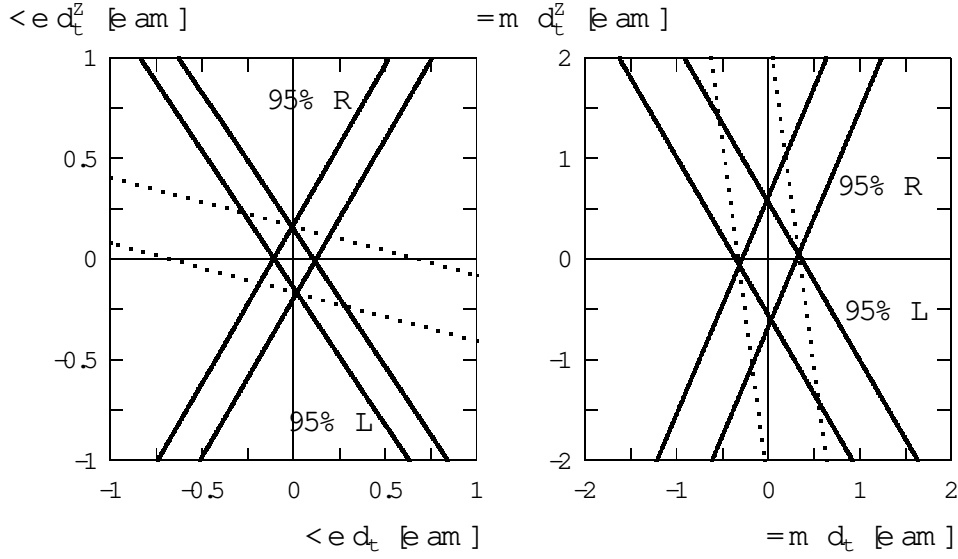


Figure 5: Bounds on the real and imaginary parts of the top electric and weak dipole moments, to be obtained at 750 GeV with 20 fb^{-1} of data. The dotted lines are for an unpolarized electron beam.

As anticipated from the approximate Eqs (7,8), Figs 5 show that in the absence of polarization the observables O_1 and O_2 are rather insensitive to $\text{Re } d_t$ and $\text{Im } d_t^{Z_0}$ respectively. Moreover, a single measurement with or without polarization cannot exclude large dipole moments: in some unfortunate situations, the electric and weak dipoles can assume large values, while their effects cancel out so that no CP violation is apparent. However, if the information from two measurements with opposite electron polarization is combined, both the electric and weak dipoles can be constrained simultaneously down to values around 10^{-1} e am .

6 Conclusions

Because of its large mass, the top quark is a privileged candidate for carrying electric and weak dipole moments. Still, the standard model predicts such tiny values for these dipole moments, that any observation thereof would be a "gold-plated" indication of new physics.

We have analyzed two CP-odd observables in top pair-production and decay and have come to the conclusion that their resolving power is substantially enhanced in the presence of polarized electron beams.

We find that electroweak dipole moments down to 10^{-11} e am can be probed. This is still about two orders magnitude larger than what is usually expected from most theories extending beyond the standard model. However, we are confident that a lot more can be gained by combining the information also gathered from other (as or more efficient¹¹) observables in polarized e^+e^- and e^+p scattering.

Acknowledgments

It is a pleasure to thank Saurabh Rindani for his collaboration in this project.

References

1. I. Bigi et al, Phys. Lett. B 181 (1986) 157.
2. P. Poulse, S.D. Rindani, Phys. Lett. B 349 (1995) 379 [hep-ph/9410357] and references therein.
3. F. Cuyppers, S.D. Rindani, Phys. Lett. B 343 (1995) 333 [hep-ph/9409243].
4. J.H. Kuhn, Nucl. Phys. B 237 (1984) 77.
5. W. Bernreuther, T. Schroder, T.N. Pham, Phys. Lett. B 279 (1992) 389; D. Chang, W.Y. Keung, I. Phillips, Nucl. Phys. B 408 (1993) 286 [hep-ph/9301259]; erratum, ibid. B 429 (1994) 255.
6. W. Bernreuther, M. Suzuki, Rev. Mod. Phys. 63 (1991) 313.
7. W. Bernreuther and P. Overmann, Z. Phys. C 61 (1994) 599; B. Ananthanarayan, S.D. Rindani, Phys. Rev. D 51 (1995) 5996 [hep-ph/9411399].
8. P. Poulse, S.D. Rindani, PRL-TH-95-17, Sep 1995 [hep-ph/9509299].
9. B. Falk, L.M. Sehgal, Phys. Lett. B 325 (1994) 509.
10. B. Ananthanarayan, S.D. Rindani Phys. Rev. D 52 (1995) 2684 [hep-ph/9505239].
11. D. Atwood, A. Soni, Phys. Rev. D 45 (1992) 2405.