

# Quark resonances and high $E_t$ jets

Myron Bander\*

*Department of Physics, University of California, Irvine, California 92717*

(February 1996)

## Abstract

Possible spin-3/2 quark resonances would have a significant effect on high  $E_t$  jet production through their contribution to the subprocess  $q + \bar{q} \rightarrow g + g$ . Such enhancements are compared to a, recently reported, anomaly in inclusive jet production at the CDF detector.

PACS numbers: 14.80.-j, 13.87.Ce, 13.85.-t

Typeset using REVTeX

---

\*Electronic address: mbander@funth.ps.uci.edu

The possible existence of spin 1/2 quark resonances has been looked at, both theoretically [1] and experimentally [2]. In the latter two works excluded regions in the mass-coupling constant plane were obtained; these analyses were based on the absence of the direct production of such states. In this article we study the effect of a possible *spin-3/2* quark resonance,  $q^*$ , on the production rate of high  $E_t$  jets; the exchange of such a particle in the reaction  $q + \bar{q} \rightarrow g + g$  will enhance high  $E_t$  gluon jet production. This study is motivated by the recently observed excess of such jets in 1.8 GeV  $p\bar{p}$  collisions [3].

The  $q - q^* - g$  interaction Lagrangian with a minimum number of derivatives is

$$\mathcal{L} = \frac{g_s \kappa}{2M^*} (\bar{q}_\nu^* \gamma_\lambda - \bar{q}_\lambda^* \gamma_\nu) \frac{\lambda^\alpha}{2} q G_\alpha^{\nu\lambda} + \text{h.c.} . \quad (1)$$

$q_\nu^*$  is the Rarita-Schwinger field for a spin-3/2 particle,  $G_\alpha^{\nu\lambda}$  is the gluon field strength tensor,  $M^*$  is the resonance mass,  $g_s$  is the strong coupling constant and  $\kappa$  parameterizes the strength of this interaction. The quark  $q$  and the corresponding  $q^*$  can represent either the  $u$  or the  $d$  quark. In subsequent discussion we shall take the masses of  $u^*, d^*$  to be degenerate.

To order  $\alpha_s$ , the amplitude for  $q + \bar{q} \rightarrow g + g$  is given by the usual QCD diagrams, Fig. 1, and by the exchange of a  $q^*$ , Fig. 2. For a spin-3/2  $q^*$  the amplitude due to latter will grow by one power of  $\hat{s}$ , the quark-antiquark center of mass energy squared, faster than the amplitude described by Fig. 1. Such growth cannot go on indefinitely as at high enough  $\hat{s}$  an exchange of a spin-3/2 particle will violate unitarity. However, depending on the strengths of various couplings, this increase can persist to large values of  $\hat{s}$  values, typically up to  $\hat{s} \sim M^{*2}/(\alpha_s \kappa^2)$ ; this limit is well beyond the range of  $\hat{s}$  needed at present.

The effect of such exchanges on  $E_t$  distributions can be seen in Fig. 3, where we show the transverse energy distribution, at rapidity  $y = 0$ , for gluon jets from the parton reactions  $u + \bar{u} \rightarrow g + g$  plus  $d + \bar{d} \rightarrow g + g$ . In all calculations presented here we used the MRSA' [4] parton distribution functions ( $\Lambda_{QCD} = 231$  MeV) with renormalization scale  $\mu = E_t/2$ . Values for  $M^*$ , the mass of the spin-3/2 resonance and for its coupling strength,  $\kappa$  (cf. Eq. (1)), are the ones used below in comparing to the data of Ref. [3]. For  $E_t < 200$  GeV the contribution the exchange of the spin-3/2 resonances is small; this exchange rapidly dominates the QCD

contributions for larger values of  $E_t$ .

In Fig. 4 we plot the sum of the square of the amplitude due to the exchange of a spin-3/2 particle (Fig. 2) and the interference of this and the QCD amplitude (Fig. 1) as a percentage of the corresponding next to leading order QCD calculation [5] of the single jet inclusive cross section and compare to the experimental results of Ref. [3]; the extra contributions is averaged over the pseudorapidity range  $0.1 \leq \eta \leq 0.7$ . We restricted the comparison to  $\kappa \leq 1.0$ . For  $\kappa = 1.0$ ,  $M^* = 400$  GeV is largest resonance mass that the data can accommodate; for smaller  $M^*$  we restricted the comparison to  $M^* \geq 100$  GeV and for the latter we obtain a good fit with  $\kappa = 0.13$ .

As mentioned earlier, restrictions on masses and couplings of spin-1/2 quark resonances exist [1,2]. As we are dealing with a spin-3/2 system these restrictions cannot be taken over directly; namely, restrictions on  $f_s$  of Refs. [1,2] do not translate into restrictions on  $\kappa$ . These analyses also assume that analogous couplings of spin-1/2  $q^*$ 's to photons and  $W$ 's are proportional to  $f_s$ . The only unambiguous carry over of the spin-1/2 analysis to the spin-3/2 case is for the process of quark-gluon fusion where we find [6]  $\sigma(g + q \rightarrow q_{s=3/2}^*) = 0.5 \sigma(g + q \rightarrow q_{s=1/2}^*)$  and thus it is somewhat harder to produce the spin-3/2 state. Should we anyway make such a comparison, it is comforting that these are not far off;  $M^* = 100$  GeV,  $f_s = 0.13$  is in the allowed range, while for  $f_s = 1.0$  the spin-1/2 analysis would limit  $M^*$  to  $M^* > 560$  GeV, again not far away from the value  $M^* = 400$  GeV used in this work. A reanalysis of the data of Ref. [2] using spin-3/2 excited quarks is needed.

In this study we have shown that spin-3/2 quark resonances can account for the observed large high  $E_t$  cross section.

I would like to thank Dr. Walter Giele for discussions and for providing me with parton structure functions.

## REFERENCES

- [1] U. Baur, I. Hinchliffe and D. Zeppenfeld, Int. J. Mod. Phys. **A2**, 1285 (1987); U. Baur, M. Spira and P. M. Zerwas, Phys. Rev. D**33**, 815 (1990).
- [2] F. Abe *et al.*, Phys. Rev. Lett. **72**, 3005 (1994), *ibid.* **74**, 3539 (1995).
- [3] F. Abe *et al.*, Fermilab PUB-96-020 (Unpublished).
- [4] A. D. Martin, R. G. Roberts and W. J. Stirling, Phys. Lett. **B354**, 155 (1995).
- [5] These values maybe extracted from the data of Ref. [3].
- [6] J. Kühn and P. Zerwas, Phys. Lett. **B147**, 189 (1984).

## FIGURES

FIG. 1. QCD Feynman diagrams for the process  $q + \bar{q} \rightarrow g + g$ .

FIG. 2. Feynman diagrams for the exchange of a spin-3/2 quark resonance in the process  $q + \bar{q} \rightarrow g + g$ .

FIG. 3. Transverse energy distribution for  $p + \bar{p} \rightarrow g + g$ , at 1.8 TeV center of mass energy and rapidity  $y = 0$ , from the subprocess  $q + \bar{q} \rightarrow g + g$ , for several values of the spin-3/2 quark resonance mass  $M^*$  and coupling strength  $\kappa$  (cf. Eq. 1); the solid line is for  $\kappa = 0$ , the dashed one for  $\kappa = 0.13$ ,  $M^* = 100$  GeV and the dotted one for  $\kappa = 1.0$ ,  $M^* = 400$  GeV.

FIG. 4. The percent difference between the experimental inclusive jet transverse energy distribution (Ref. 3), the contributions due to the exchange of a spin-3/2 quark resonance and pure QCD predictions used in Ref. 3; solid curve is for  $\kappa = 0.13$ ,  $M^* = 100$  GeV and the dashed one for  $\kappa = 1.0$ ,  $M^* = 400$  GeV.

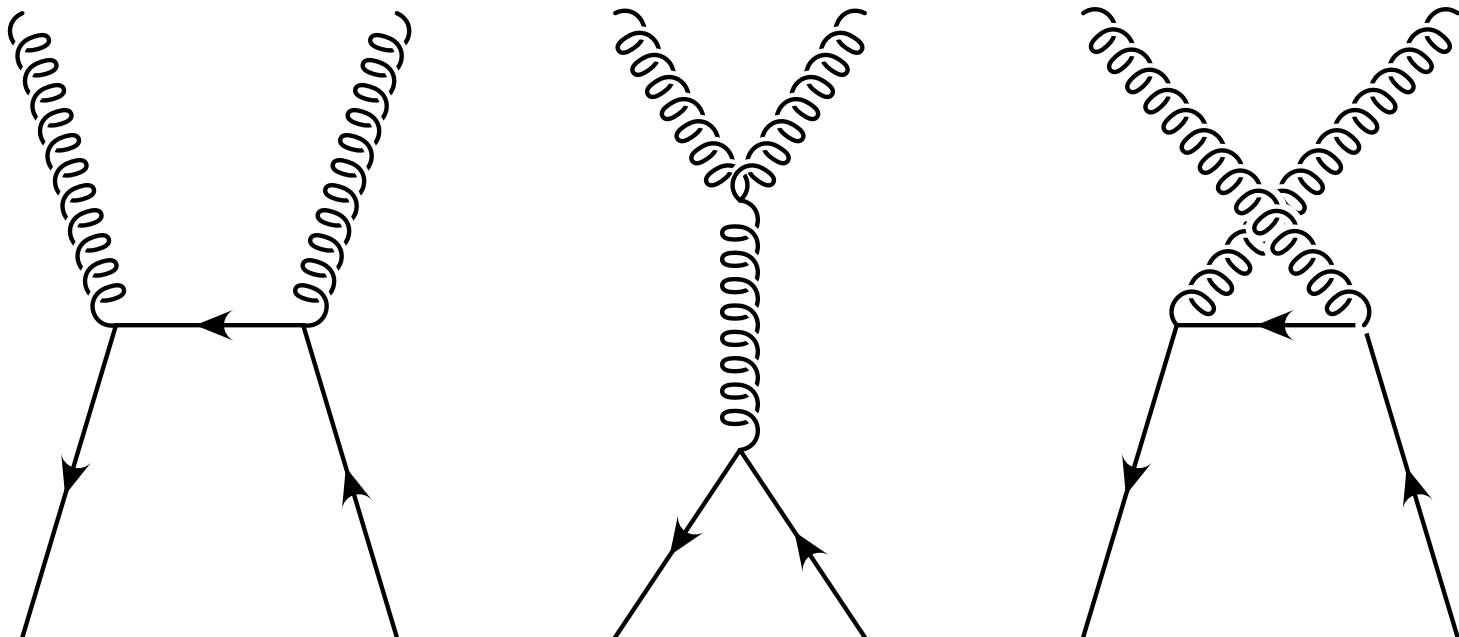


Figure 1

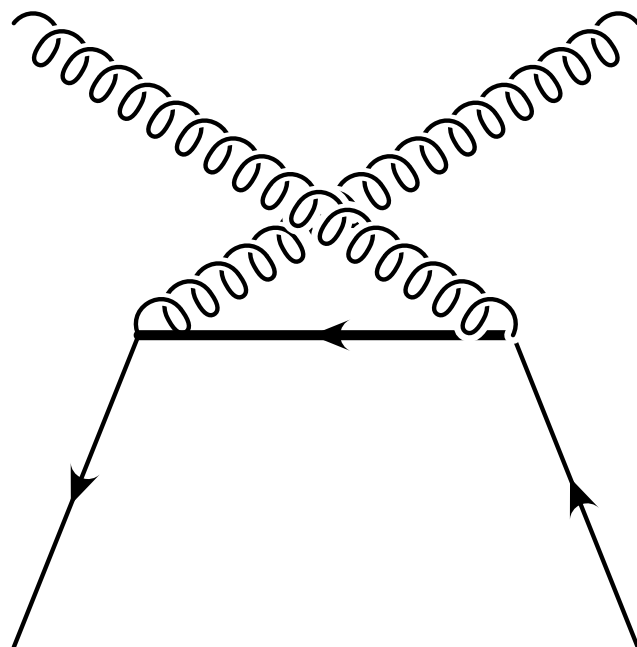
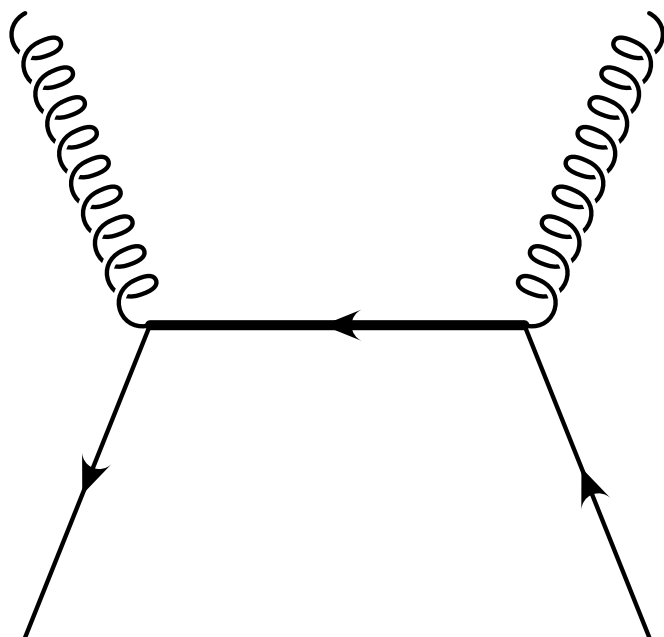


Figure 2

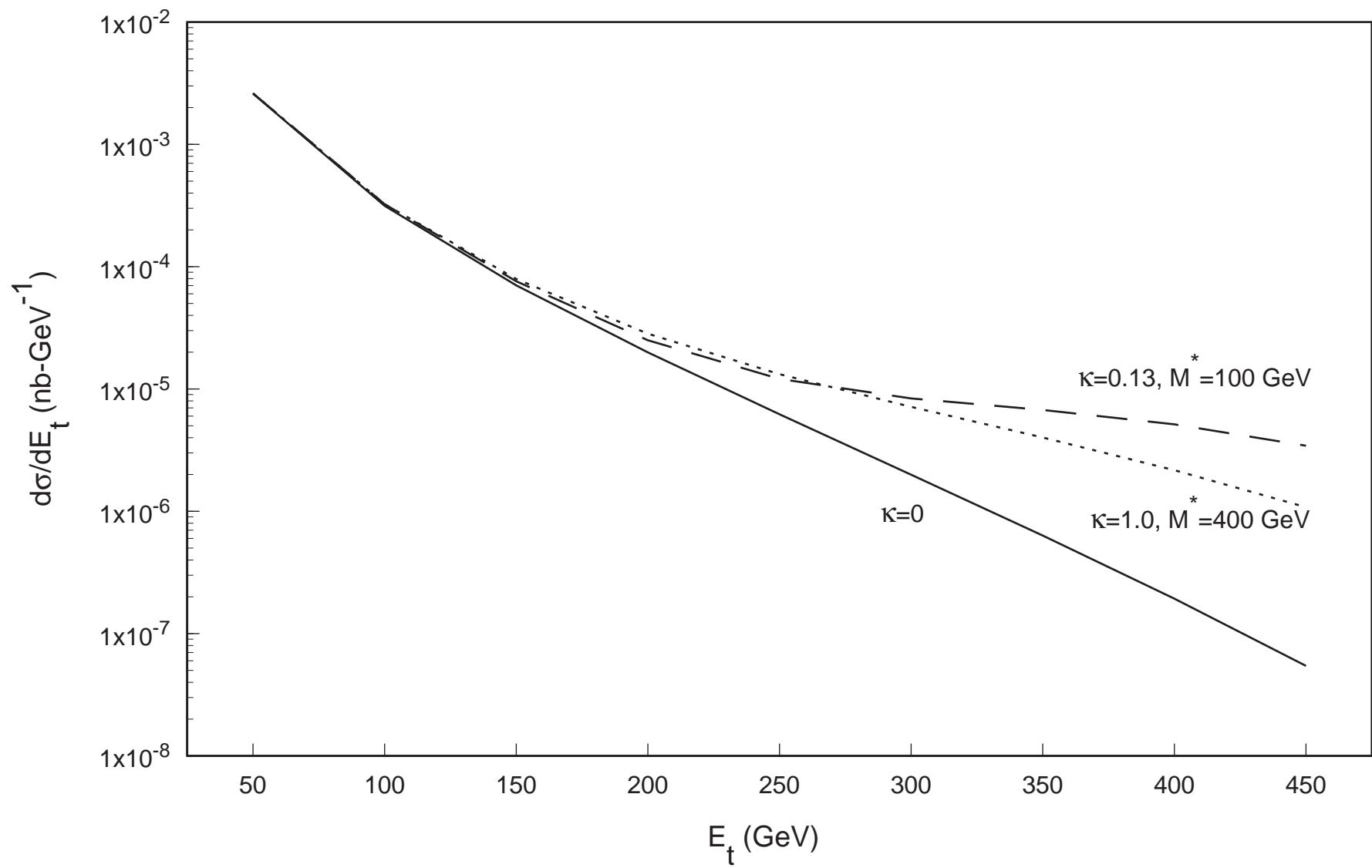


Figure 3

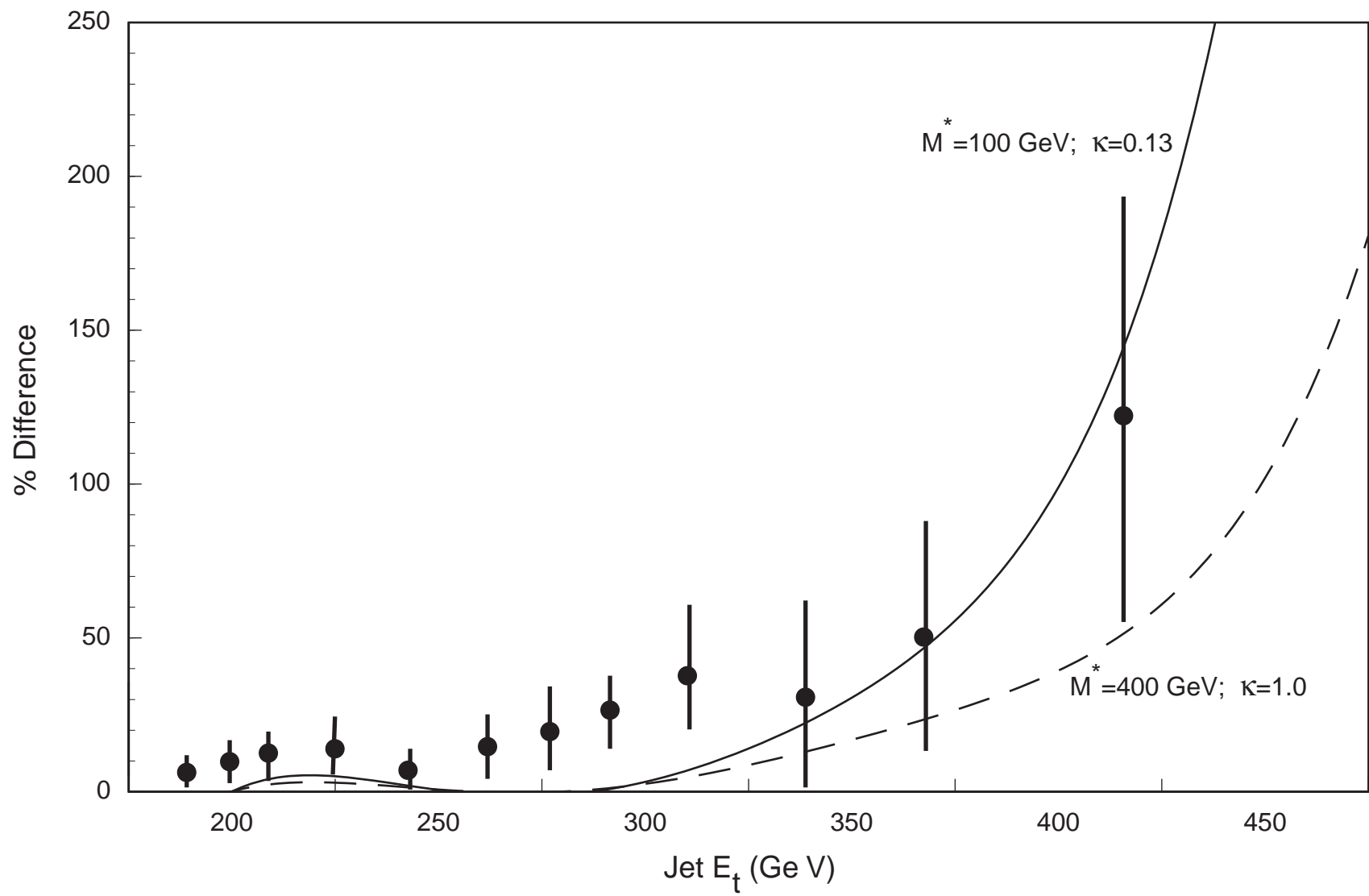


Figure 4