

Defect-Antidefect Pair Production via Field Oscillations

Sanatan D ighal, Supratim Sengupta and Ajit M. Srivastava
Institute of Physics
Sachivalaya Marg, Bhubaneswar-751005, INDIA

We show that the mechanism of vortex-antivortex pair production via field oscillations, earlier proposed by two of us for systems with first order transitions in presence of explicit symmetry breaking, is in fact very generally applicable. We further argue that this mechanism applies to all sorts of topological defects (e.g. strings, monopoles, textures) and for second order transitions as well. We also show this explicitly by numerically simulating production of vortex-antivortex pairs by decay of bubble walls for a $U(1)$ global theory in the absence of any explicit symmetry breaking.

Recently it has been suggested that the process of formation of topological defects in phase transitions may be much more complex than realized earlier. For example in [1] it was demonstrated (for first order transitions in $2+1$ dimensions) that for the case when a $U(1)$ global symmetry is spontaneously as well as explicitly broken then the vortex production gets dominated by a new process. In this process, oscillations of the order parameter field in the coalesced portions of bubble walls lead to the decay of the wall in a large number of vortex-antivortex pairs (e.g. 5 pairs in a single two bubble collision).

However, systems with explicit symmetry breaking form a very special subclass of all the physical systems where topological defects can form in phase transitions [2]. Therefore, it is very important to find out whether this mechanism can also play any role in defect formation in other systems as well. We study this issue in this paper. We analyze the basic physical picture underlying this mechanism and show that it is applicable even in the absence of explicit symmetry breaking and also for the formation of all sorts of topological defects, for example, strings, monopoles, and textures. Furthermore, the field oscillations required for this mechanism, which naturally arise by decay of bubble walls for first order transitions (as in [1]), can also arise for second order transitions if one considers quench from sufficiently high temperature. This mechanism of defect formation is, therefore, completely generally applicable.

We start by presenting the physical picture of this mechanism. Consider first the formation of $U(1)$ global vortices in $2+1$ dimensions with the order parameter being a complex scalar field ϕ . Let us assume that the phase of ϕ varies in a region of space as shown in Fig.1a, changing from some value θ_1 to some different value θ_2 uniformly as we go from bottom to top. At this stage there is no vortex present in this region. Now assume that ϕ undergoes oscillation, passing once through $\phi = 0$, in a small region in the center enclosed by the dotted loop, see Fig.1b. It is clear that when ϕ passes through 0, it amounts to discontinuous change in θ by 2π , as shown in Fig.1b. We call it the *winding* of θ . [For simplicity, we take ϕ to be uniform inside the *wound* region.] Now consider the variation of θ along the closed path AOB CD (shown by the solid curve in Fig.1b). On moving along this solid curve, we take θ to vary smoothly

(as shown by the dotted arrows) as we cross the dotted curve. Our results do not depend on whether one goes along the shortest path on the vacuum manifold S^1 , or along the longer path, as we cross the dotted curve. In the later case, the vortex and the antivortex get interchanged.] It is then easy to see that θ winds by 2π as we go around this closed path implying that a vortex has formed inside it. Similarly, we can conclude that an antivortex has formed in the other half of this region.

Clearly, these arguments do not require the presence of explicit symmetry breaking for vortex-antivortex pair production. Another way to see the pair formation, which is also easier to generalize for other defects, is the following. Consider the variation of θ along path AOB CD in Fig.1b, first before the *winding* of θ in the dotted region. Clearly θ traces an arc P on the vacuum manifold S^1 (clockwise from θ_1 to θ_2) as we traverse the path AOB and then traces this arc backwards (from θ_2 to θ_1) as we traverse the segment BCDA continuing along the solid path. This is a contractible loop on S^1 . After *winding* of θ in the dotted region, a portion in the middle of the arc P on S^1 moves to the opposite side on this S^1 . Our results do not depend on whether the orientation of this portion also gets reversed in this *winding*, or not.]

If the mid point of the arc P was at $\theta = \theta_0$ initially (corresponding to point O in Fig.1b), then θ changes to $\theta_0 + 2\pi$ by this *winding*. As one goes from A to O, one moves from θ_1 to θ_0 on S^1 , initially along the arc P , but then along the circle either anticlockwise, or clockwise, in order to reach the value $\theta_0 + 2\pi$. As we continue from O to B, we now have to travel along the other side on S^1 (i.e. anticlockwise or clockwise respectively) due to symmetry of the situation, now starting at $\theta_0 + 2\pi$ and ending at θ_2 . As we continue moving along the solid curve from B to C to D and back to A, we will trace the arc P backward (i.e. from θ_2 to θ_1). One can immediately see that net variation in θ is by 2π for the first case, when θ varies clockwise along the segment A to O (this is the case shown in Fig.1b and may be preferred due to energetic reasons), and by 2π in the other case. Thus a vortex (antivortex) has formed inside the region enclosed by the solid curve. Clearly an antivortex (vortex) will form in the left portion of the Fig.1b. We should mention here that successive passage of ϕ through zero will create further windings. At the same time, density waves

generated during oscillations leads to further separation of a vortex and an antivortex created earlier.

It is simple to generalize this picture for the formation of other defects. Consider monopole formation in $3+1$ dimensions with the order parameter space being a two sphere S^2 . Assume that the order parameter is varying in a region of space in such a way that its variation in a disk like region in space covers a small patch on S^2 at its north pole (by convention). Further assume (for simplicity) that the order parameter does not vary much in direction normal to the disk, thus forming a cylindrical segment like region. Assume now that the order parameter flips (as it passes through zero once, while oscillating), in a small volume near the center of this cylindrical segment (midway along its length) meaning that in that region, the order parameter now takes values on a (smaller) patch at the south pole of S^2 . Consider a closed surface in the physical space starting from the center of the cylindrical region and enclosing one half of the flipped region completely. Variation of order parameter on this surface starts from the south pole of S^2 (corresponding to the center of the cylindrical region), reaches the boundary of patch at the north pole (covering the surface of S^2) and then continues to cover the patch at the north pole, eventually ending at the north pole. This amounts to one full winding on S^2 and hence a monopole being enclosed by the closed surface in the physical space. As the order parameter has trivial winding around the full cylindrical portion (due to the flipping being localized) the other half of the cylinder must get an antimonopole produced. Again, in this case also, by changing the manner in which one interpolates between the south pole and the boundary of the patch at the north pole of S^2 , one can see that one still gets a monopole-antimonopole pair.

Formation of textures (Skyrmions) is even easier to understand. First take a $2+1$ dimensional example where textures (usually called as baby Skyrmions) arise due to compactifying a portion of the physical space to S^2 by constant boundary conditions and then considering non-trivial mappings to the vacuum manifold S^2 . Assume that the variation of the order parameter on a small disk D in the physical space covers a small patch at the north pole of the vacuum manifold S^2 . Consider flipping of the order parameter near the center of this disk leading to order parameter in that region forming a patch at the south pole (just like the monopole case above). We can immediately see that the variation of order parameter from the center of the disk D to the boundary of D amounts to covering S^2 starting from its south pole, all the way up to the boundary of the patch at the north pole. Note that this does not complete full winding. However, as shown in [3], full winding textures are anyway extremely suppressed in phase transitions. What one expects to get is the formation of partial winding textures. One can then argue that textures with windings greater than about 0.5 will evolve to have full windings. Thus for small patches near the north pole (i.e. small spatial variations in the order parameter) one should easily form textures with

windings almost close to 1 (or -1) eventually leading to full winding textures.

Extension to textures (Skyrmions) in $3+1$ dimensions is almost obvious. One considers a ball B in the physical space with the order parameter in this region corresponding to a small neighborhood of the north pole of the vacuum manifold (which is a three sphere S^3 now). Flipping of the order parameter at the center of the ball B will lead to the order parameter covering a portion of the south pole of S^3 in that region. Then, as we move from the center of the ball B to its boundary in the physical space, it will lead to almost full covering of S^3 (starting from its south pole, up to the boundary of the patch at the north pole). Again from the arguments of [3], it will evolve in full winding textures for small patches at the north pole.

This case of textures (Skyrmions) in $3+1$ dimensions is extremely important as in the context of chiral models, baryons are supposed to be Skyrmion. Thus these processes may play role in the formation of baryons in the heavy ion collisions (see, [4]). (Though, within this framework one has to worry about how to implement baryon number conservation as here one can always create a single Skyrmion, in contrast to string or monopoles which are always pair produced.)

So far we have only used the flipping of but never mentioned how it is expected to happen. Large oscillations of the order parameter field naturally arise for first order transitions in the coalesced portions of bubble walls [1,5]. However, it is easy to argue that such oscillations can arise even in second order transition. Consider the case of a second order transition where the initial state is at a very high temperature amounting to large fluctuations in the amplitude of the field (of course with the vacuum expectation value equal to zero). Consider the transition carried out by a sudden quench to the low temperature phase with some symmetry being spontaneously broken. As the change in the shape of the effective potential is sudden, the field configuration in many regions will still have very large magnitudes. While settling down to the non-zero vacuum expectation value, the field will undergo oscillations. Clearly for sufficiently large initial magnitude of the field (i.e. for high enough temperatures) the oscillations will be energetic enough to take the field all the way across the potential hill amounting to the flipping of the order parameter in that region. This qualitative argument shows that even in the case of second order transition, this mechanism should be applicable, provided one considers quenching from very high temperatures. It will be very interesting to verify this explicitly in numerical simulations.

To summarize our discussion so far, we have argued that this mechanism of defect-antidefect production via field oscillations is indeed very general and does not necessarily require the presence of explicit symmetry breaking. Moreover, it applies to all sorts of topological defects and to first order as well as second order transition. It is also important to note that in whatever we have

said above it was not relevant whether we are dealing with a gauge theory or with a global theory. One only needed information about the order parameter field and the fact that it dips in a small region. Thus this mechanism should be applicable to gauge theories as well as global theories. Of course the relative importance of this mechanism will certainly depend on the specific system being considered, especially because it depends on the detailed dynamics of the order parameter field.

We may mention here that, in view of our results in this paper, one may understand the formation of many vortex-antivortex pairs with strongly overlapping configurations in [5] as being due to this mechanism (as was speculated in [1]) even though there was no explicit symmetry breaking present in [5]. Copeland and Sann have recently shown that the geodesic rule (the assumption of shortest variation of the order parameter on the vacuum manifold in between two adjacent domains) can get violated and defects can form in the coalesced region of bubble walls in Abelian Higgs model [6]. In fact it has been emphasized in [6] that due to the presence of gauge fields, the equations of motion involve a force term for leading to nontrivial dynamics of . In this sense the mechanism of defect production in [6] also seems to be similar to the one discussed in [1].

We now present our results of numerical simulations of a particular case, that is, formation of global U(1) vortices in 2+1 dimensions for a first order transition. We show that well formed vortex-antivortex pairs are produced in bubble collisions via this mechanism even though there is no explicit symmetry breaking present here. We study vortex-antivortex pair production in 2+1 dimensions in a system described by the Lagrangian

$$L = \frac{1}{2} (\partial_\mu \phi)^2 - \frac{1}{4} (\partial_\mu \theta)^2 - \frac{1}{4} (\partial_\mu \chi)^2 + V(\phi, \theta, \chi) \quad (1)$$

This Lagrangian is expressed in terms of the dimensionless field and appropriately scaled coordinates, with and being the magnitude and phase of the complex field. At zero temperature the phase transition proceeds by nucleation of bubbles of true vacuum in the background of false vacuum via quantum tunneling. The bubble profile (the bounce solution) is obtained by solving the Euclidean field equation

$$\frac{d^2}{dr^2} + \frac{2}{r} \frac{d}{dr} V^0(r) = 0 \quad (2)$$

where $V(r)$ is the effective potential in Eq.(1) and r is the radial coordinate in Euclidean space. In Minkowski space the initial bubble profile is obtained by setting $t=0$ in the bounce solution after it has been analytically continued to Minkowski space. The subsequent evolution of the bubble is governed by the following classical field equations in Minkowski space.

$$2 \partial_\mu \phi = \frac{\partial V(\phi, \theta, \chi)}{\partial \phi}; \quad i = 1, 2 \quad (3)$$

where $\phi = \phi_1 + i \phi_2$, and time derivatives of the fields are set equal to zero at $t=0$.

From the form of $V(\phi)$ we can easily understand the nature of oscillations when bubbles coalesce. When two bubbles meet, in the coalesced portion of their walls does not immediately decay to its vacuum expectation value and keeps oscillating about it for some time. If oscillations are sufficiently energetic in that region, then may be able to climb the potential hill and overshoot the value $\phi = 0$. From the arguments given above (Fig.1), this then should lead to a pair formation. It is clear that for the vortex and the antivortex to be well separated and well formed, it is important that the value of ϕ should not be too close to zero in between them. This implies that while overshooting the value zero, should be able to climb the potential hill in the same direction and roll down to the other side of $V(\phi)$. In the following, we will show that such energetic oscillations in the coalesced region are easily created in a three bubble collision which then lead to the decay of wall in a well separated vortex-antivortex pair.

The numerical techniques adapted in this investigation have been described in detail in [5]. Bubble nucleation consists of replacing a region of false vacuum by the bubble profile with being uniform inside each bubble. Initial configuration is taken to be consisting of three half bubbles located at lattice boundaries. This initial field configuration is evolved by using a stabilized leapfrog algorithm of second order accuracy in both space and time using free boundary conditions. The physical size of the lattice was taken to be 57.6×57.6 with $4x = 0.048$ and $4t = 4x = 2$, which satisfied the Courant stability criterion. Simulations were carried out on a HP-735 workstation at the Institute of Physics, Bhubaneswar.

Initial bubble separation was chosen to be large to ensure that the walls acquire sufficient energy, by the time the bubbles collide. Fig.2a shows the phase plot of the initial field configuration (consisting of half bubbles at lattice boundaries). The phases inside the two bubbles at one end of the lattice are 18 and 342 whereas the phase inside the bubble at the other end is 9. The bubbles on the left are placed symmetrically with respect to the third bubble.

While there is nothing special about this choice of phases, nor about the choice of center coordinates of the bubbles, we would nevertheless like to emphasize that it is important in the above example that we choose the phases such that the difference in phase inside one bubble and the average value of phases inside the other two bubbles was small. [In fact, even for the cases when phase difference is small between any two bubbles, we got reasonably well separated vortices.] This ensures that a major fraction of the energy stored in the bubble walls is available for oscillations and only a small fraction is utilized in smoothening out the phase gradient in the coalesced portion of the bubbles. For large phase differences, field oscillations are not energetic enough to take the field to the other side of the effective potential.]

However, even if phase difference is very small, the dissipation of the wall energy occurs over a large region if does not have much spatial variation in that region. This will result in the slipping of phase over the entire width of the coalesced region resulting in oscillations which are not energetic enough. So, even though the magnitude of the scalar field overshoots the value zero while oscillating (leading to a pair being produced), it remains in the valley of the effective potential around $\phi = 0$ and does not roll down to the other side. In such a situation, one does not get a well separated vortex-antivortex pair. [This is what seems to happen if one tries to get sufficiently energetic oscillations in a two bubble collision.] It is useful here to contrast this situation with the one discussed in [1] involving explicit symmetry breaking. In that case, energy of oscillations arose not only from the kinetic energy of the bubble walls (as in the present case) but also from the potential energy stored in the walls due to the tilt in the effective potential (for non-zero phase inside the bubble). That is why many more (well separated) pairs formed in the case discussed in [1].

Fig 2b shows the plot of ϕ at $t = 42.4$. Variation of ϕ in the coalesced portion, combined with the slipping of the phase in a small region has led to the formation of a vortex-antivortex pair. Oscillation and subsequent decay of the wall in between the vortex-antivortex pair gives rise to density waves which leads to the separation of the vortex-antivortex pair. We see that at this stage, the vortex-antivortex pair are not well formed and have highly distorted configurations as seen in the surface plot of ϕ in Fig 2c. Fig 2d shows the surface plot of ϕ at $t = 49.2$. The vortex and the antivortex are very well separated by now and have acquired roughly cylindrically symmetric configurations. During subsequent evolution, the vortex and the antivortex come back together due to the attractive force between them, and finally annihilate.

We mention here that initial phases in the bubbles (Fig 2a) were such that no defect could have formed inside that region via the Kibble mechanism [7] (as the variation of ϕ , using the geodesic rule, along any closed loop within that region corresponds to a shrinkable loop in the order parameter space). The fact that vortex-antivortex pair is forming inside this region indicates a breakdown of the geodesic rule. In fact, it has been shown by Copeland and Saini recently [6] that in a gauge theory, violation of geodesic rule can occur due to oscillations in the coalesced region of bubbles. We can understand it more generally as we know that slipping of ϕ due to oscillations always causes ϕ to discontinuously change by 2π . In such a situation there seems no reason to expect that the geodesic rule should still be applicable. Important point to realize is that this situation can arise not only in a gauge theory but also in a global theory.

We conclude by emphasizing the main aspect of our results. The fact that we find the mechanism to be completely generally applicable is extremely important as now it may be possible to experimentally test it in a variety

of condensed matter systems. Especially important will be to investigate the role of this mechanism in the formation of strings in superfluid ^4He involving quench from large temperatures (as it is a second order transition), or in $\text{He}^3\text{-A}$ to $\text{He}^3\text{-B}$ transition (which is a first order transition). Due to being superfluids, field oscillations will not be damped in these cases, which is very crucial for this mechanism. [In this context we should mention that when explicit symmetry breaking is also present then even in the presence of damping one always gets at least one vortex-antivortex pair produced via this mechanism [8].] Our numerical results in this paper concretely show that well separated vortex-antivortex pairs can form in first order transitions. It is easy to see that for $3+1$ dimensions these results imply the formation of a well defined string loop whose size must be smaller than the size of the coalescing bubbles [1]. String loops of such small sizes can not be explained in terms of Kibble mechanism. Thus for example, for superfluid helium if one ever observes such small loops experimentally then one will have to conclude that those loops formed due to this mechanism. [By choosing quench to small enough temperature, one can completely suppress thermal production of loops.] Such tests are very important (just as tests for the Kibble mechanism, see [9]) in providing a solid foundation for the theories of defect formation which can then be applied to situations which are otherwise experimentally inaccessible. For example, this mechanism (just as the thermal production, or the Kibble mechanism) should also contribute to the formation of a variety of defects in the early Universe [2]. Our results also show that many vortex-antivortex pairs should form with overlapping configurations. This implies that for $3+1$ dimensional case (say that of $\text{He}^3\text{-A}$ to $\text{He}^3\text{-B}$ transition), many string loops with very small sizes should form. This mechanism can, thus, affect the manner in which the transition to the low temperature phase is completed.

-
- [1] S. Digal and A.M. Srivastava, Phys. Rev. Lett. 76, 583 (1996).
 - [2] For a review see, A.Vilenkin and E.P.S. Shellard, "Cosmic strings and other topological defects", (Cambridge University Press, Cambridge, 1994).
 - [3] A.M. Srivastava, Phys. Rev. D 43, 1047 (1991); J. Borrill, E.J. Copeland and A.R. Liddle, Phys. Lett. B 258, 310 (1991).
 - [4] J.I. Kapusta and A.M. Srivastava, Phys. Rev. D 52, 2977 (1995).
 - [5] A.M. Srivastava, Phys. Rev. D 45, R3304 (1992); D 46, 1353 (1992); S. Chakravarty and A.M. Srivastava, Nucl. Phys. B 406, 795 (1993).
 - [6] E.J. Copeland and P.M. Saini, preprint, SU-SX-TH-96-006.

- [7] T.W.B. Kibble, J.Phys.A 9, 1387 (1976).
 [8] S.D.igal, S. Sengupta and A.M. .Srivastava, in preparation.
 [9] For a review see, W.H. Zurek, preprint, Los Alamos National Laboratory (1996).

FIGURE CAPTIONS

Fig.1: (a) A region of space with ϕ varying uniformly from ϕ_0 at the bottom to some value ϕ_1 at the top. (b) Flipping of ϕ in the center (enclosed by the dotted loop) has changed $\phi = \phi_0$ to $\phi = \phi_0 + \pi$ resulting in a pair production.

Fig.2: (a) Plot of ϕ for the initial configuration. Length of a vector is proportional to ϕ while its orientation from the x axis corresponds to θ . (b) A small portion of the coalesced region at $t = 42.4$. Flipping of ϕ in this region has resulted in the production of a vortex and an antivortex. (c) Surface plot of ϕ at $t = 42.4$ showing that vortices are not well formed yet. (d) Surface plot at $t = 49.2$ showing the profiles of well formed, and well separated vortex and antivortex.

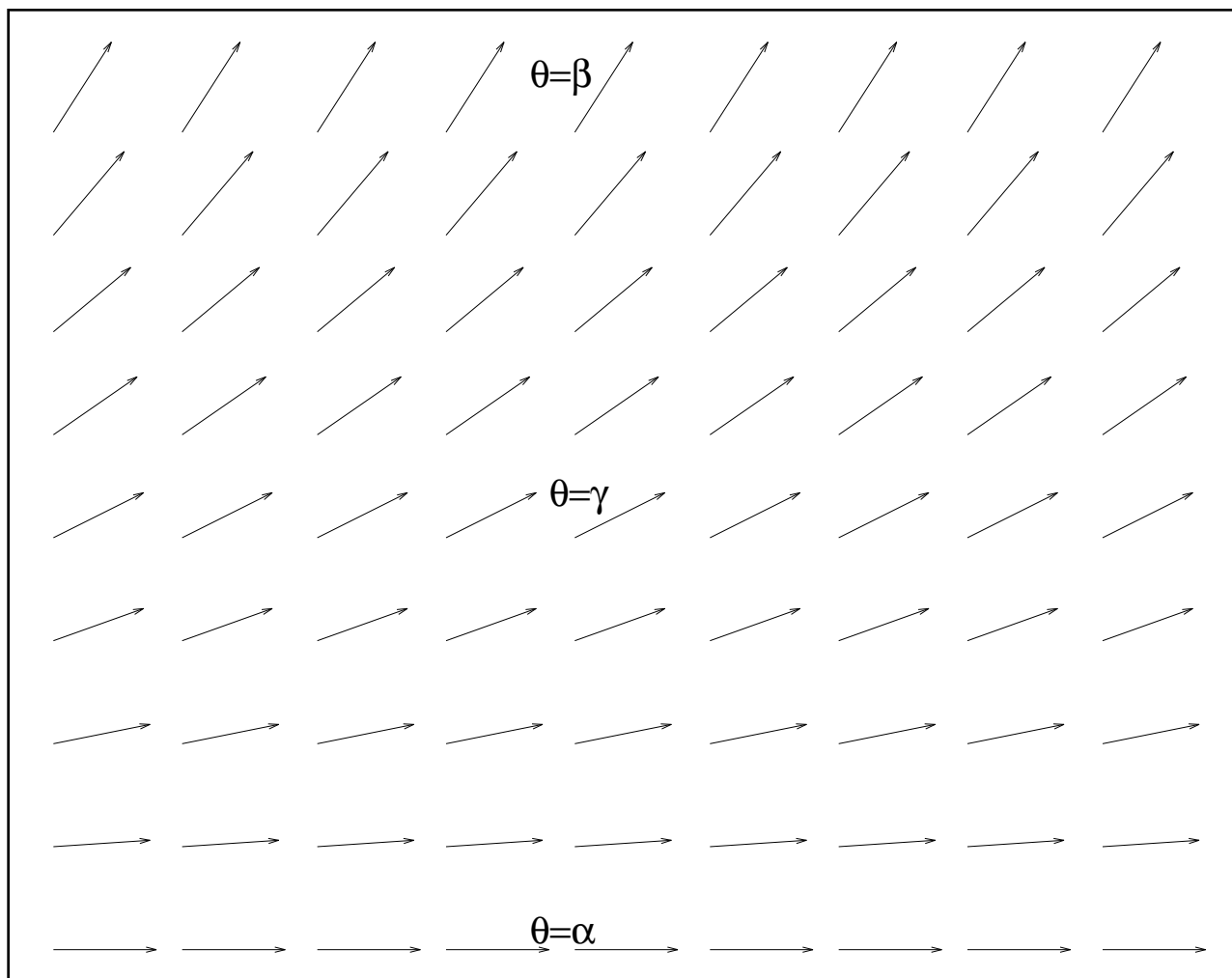


Fig.1a

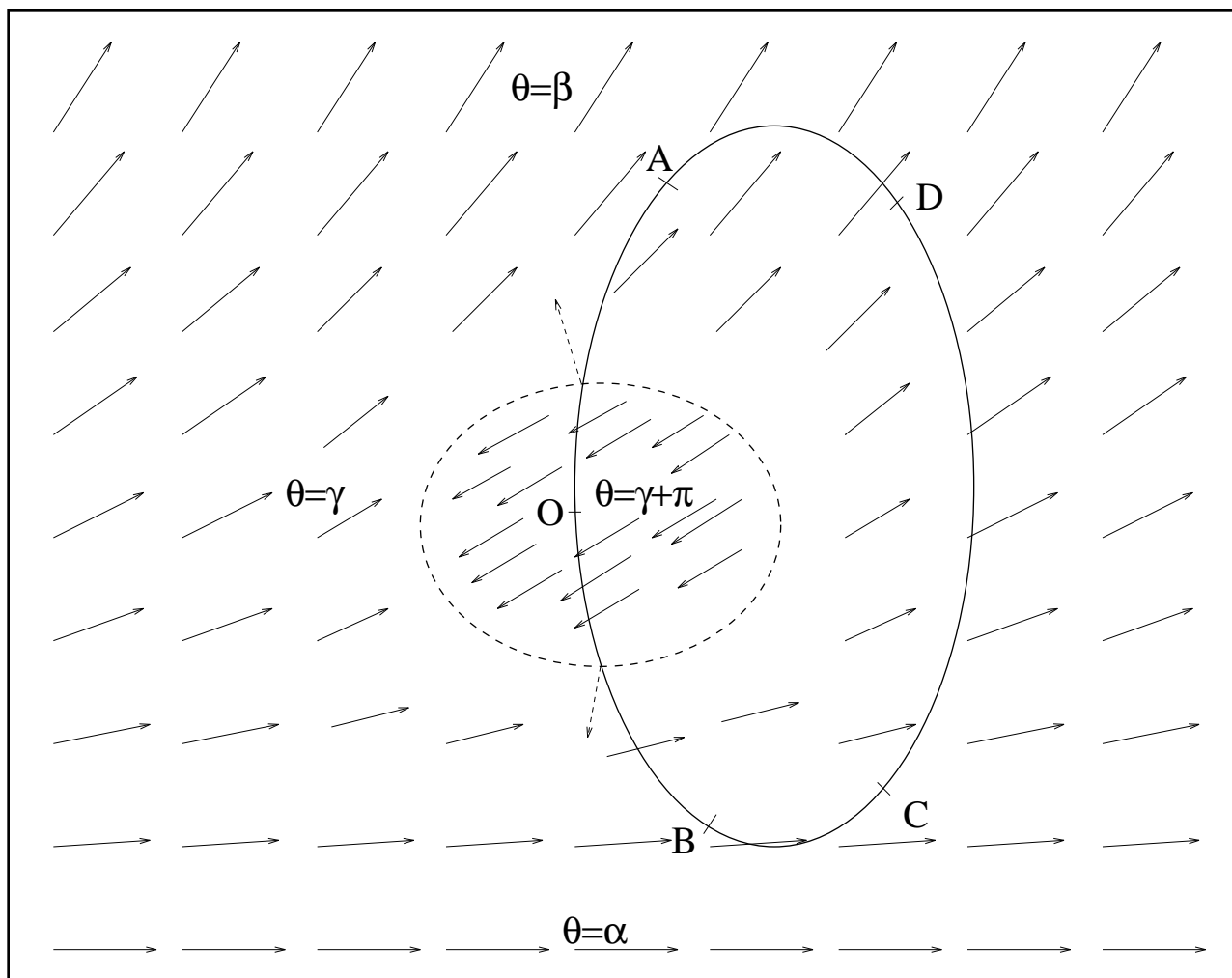


Fig.1b

Initial Field Configuration

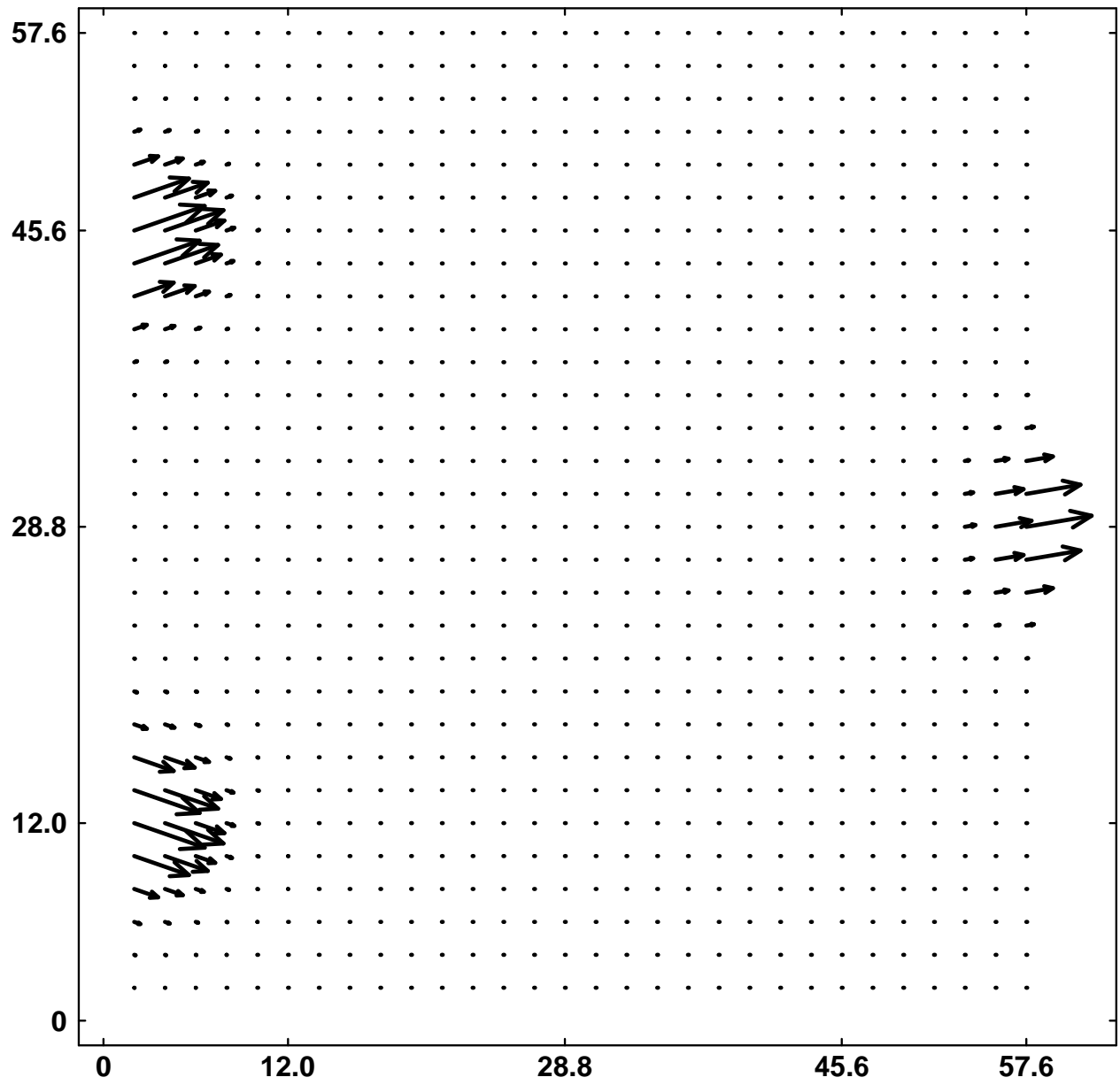


Fig.2a

Field Plot At t=42.4

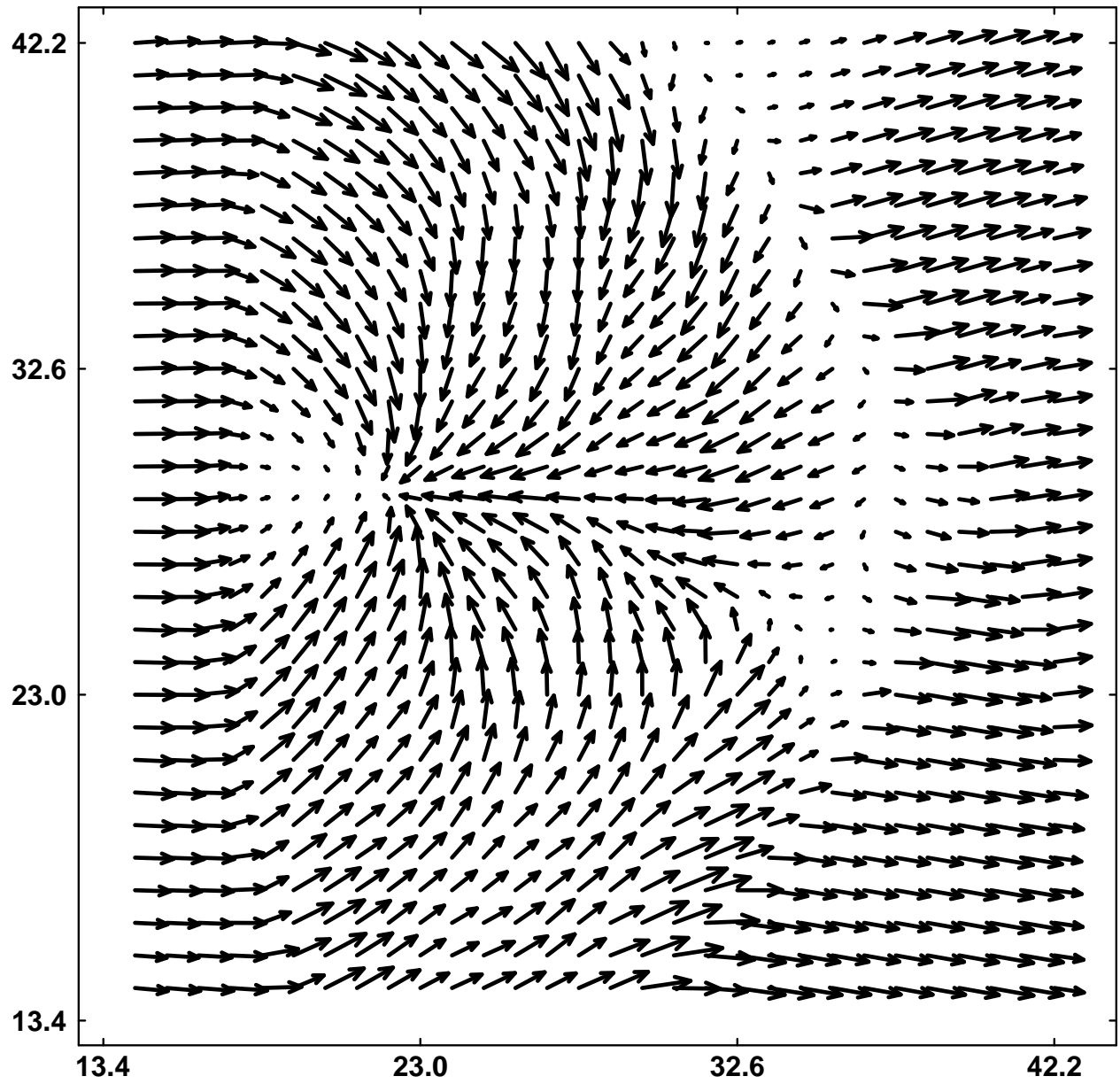


Fig.2b

Surface Plot At t=42.4

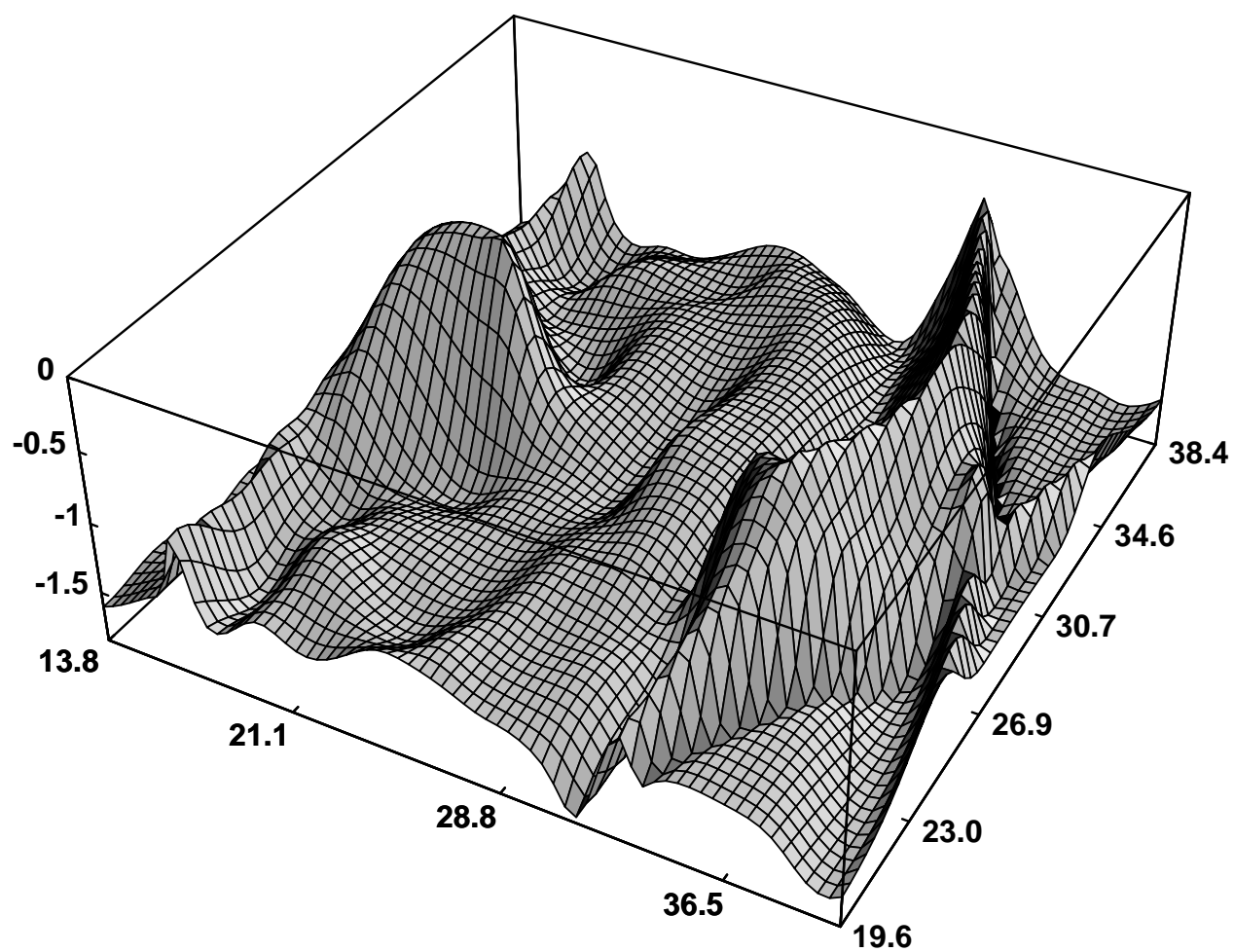


Fig.2c