

M Z-T H /96-30
hep-ph/9610285
September 1996

New representation of the two-loop crossed vertex function

Alexander Frink, Ulrich Kilian, Dirk Kreimer¹

Institut für Physik, Johannes Gutenberg-Universität,
D-55099 Mainz, Germany

Abstract

We calculate the two-loop vertex function for the crossed topology, and for arbitrary masses and external momenta. We derive a double integral representation, suitable for a numerical evaluation by a Gaussian quadrature. Real and imaginary parts of the diagram can be calculated separately.

PACS numbers: 02.70.+d, 12.38.Bx, 11.20.Dj

¹ email: author@ dipm za.physik.uni-mainz.de

1 Introduction

In the recent past many efforts have been made to calculate two-loop Feynman diagrams with masses, e.g. [1, 2, 3, 4, 5]. Though now very effective methods exist for the general mass case of the two-loop two point function [6, 7], these methods need considerable extensions or modifications to cope with two-loop three-point functions in general. The planar topology has been discussed extensively, e.g. in [2, 3, 8, 9]. For the other important topology — the crossed topology — so far two methods have been presented.

The method presented in [5] is based on Feynman parameters and uses high dimensional Monte Carlo integration, resulting in extensive CPU usage and slow convergence when high accuracy is needed.

Taylor expansion, analytic continuation and Padé approximations, as presented in [4], gives results with very high accuracy, but the method is, at this stage, still restricted to one kinematical variable.

Our approach is based on [2, 3], where it gave excellent results for the planar two-loop three point function. The calculation of the crossed topology is similar to the planar case. Again we succeed by considering orthogonal and parallel space variables. From this starting point, a four-fold integration is immediately obtained. Still following the lines of [3] we use Euler transformations for subsequent integrations. The difference between the planar and the non-planar topology is apparent in the increasing number of different cases which have to be considered for the latter, while, fortunately, the conceptual frame remains unaffected. Once more we end up with a two-fold integral over a finite region, solely involving dilogarithms and related functions. This integral representation allows for a Gaussian quadrature, and is thus perfectly suitable for practical purposes [10].

2 Calculation

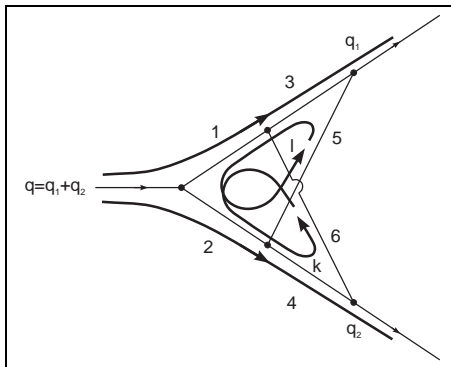


Figure 1: The two-loop crossed vertex function.

Our task is to calculate the two-loop crossed vertex function, as shown in fig.1.

We restrict ourselves to the scalar integral, which is given by

$$V(q_1; q_2) = \int \frac{d^4 l}{(2\pi)^4} \int \frac{d^4 k}{(2\pi)^4} \frac{1}{P_1 P_2 P_3 P_4 P_5 P_6}; \quad (1)$$

where $q = q_1 + q_2$ is the momentum of the incoming particle and q_1 and q_2 are the momenta of the outgoing particles. Further, l and k are the internal loop momenta, and P_i , $i = 1 \dots 6$ are the propagators of the internal particles, as labeled in fig.1. We assume that all external particles are massive and have time-like momenta. The massless limit is approached smoothly as long as no on-shell singularities occur.

The integral will be splitted into parallel and orthogonal space integrations. The parallel space is two-dimensional here, hence leaving two dimensions for the orthogonal space. The integral is convergent in $D = 4$ dimensions, and there is no need to use a regularization scheme.

Since the integral is Lorentz invariant, the splitting into parallel and orthogonal space variables is equivalent to the choice of a Lorentz frame. For time-like external particles, we choose the rest frame of the incoming particle, and assume that outgoing particles are moving along the x -axis.

Explicitly, the four-momenta are chosen as

$$\begin{aligned} q &= (e_1 + e_2; 0; 0; 0) \\ q_1 &= (e_1; q_x; 0; 0) \\ q_2 &= (e_2; -q_x; 0; 0) \\ l &= (l_0; l_1; l_2) \\ k &= (k_0; k_1; k_2) \end{aligned} \quad (2)$$

with q_x , e_1 and e_2 positive and $q_x < e_1$, $q_x < e_2$.

The propagators P_i of the internal particles can be written down using the flow of loop momenta as shown in fig.1

$$\begin{aligned} P_1 &= (l + k - q_1)^2 - m_1^2 + i \\ P_2 &= (l + k + q_2)^2 - m_2^2 + i \\ P_3 &= (l - q_1)^2 - m_3^2 + i \\ P_4 &= (k + q_2)^2 - m_4^2 + i \\ P_5 &= l^2 - m_5^2 + i \\ P_6 &= k^2 - m_6^2 + i; \end{aligned} \quad (3)$$

A small imaginary part i with $i > 0$ is assigned to the squared masses of the internal particles and is chosen equal for all particles for convenience. Hence differences of propagators have a vanishing imaginary part, which we utilize in the following. The choice of different (small, positive) i 's for the propagator would not change our final result, but is technically more cumbersome.

Using the explicit representation of the momenta in eq.(2), a shift of the loop momenta with a trivial Jacobian according to

$$\begin{aligned} l_1 &\rightarrow l_1 + q_x \\ l_0 &\rightarrow l_0 + l_1 \\ k_0 &\rightarrow k_0 + k_1; \end{aligned} \quad (4)$$

achieves that the propagators are linear in l_1 and k_1 and hence can be written as

$$\begin{aligned}
P_1 &= (l_0 + k_0 - e_1)^2 + 2(l_0 + k_0 - e_1)(l_1 + k_1) - l_1^2 - k_1^2 - 2l_1 k_1 z - m_1^2 + i \\
P_2 &= (l_0 + k_0 + e_2)^2 + 2(l_0 + k_0 + e_2)(l_1 + k_1) - l_1^2 - k_1^2 - 2l_1 k_1 z - m_2^2 + i \\
P_3 &= (l_0 - e_1)^2 + 2(l_0 - e_1)l_1 - l_1^2 - m_3^2 + i \\
P_4 &= (k_0 + e_2 + q_z)^2 + 2(k_0 + e_2 + q_z)(k_1 - q_z) - k_1^2 - m_4^2 + i \\
P_5 &= (l_0 - q_z)^2 + 2(l_0 - q_z)(l_1 + q_z) - l_1^2 - m_5^2 + i \\
P_6 &= k_0^2 + 2k_0 k_1 - k_1^2 - m_6^2 + i ;
\end{aligned} \tag{5}$$

where z is the cosine of the angle between l_1 and k_1 .

The volume element in the integral in eq.(1) is given by (cf. [3])

$$d^4 l d^4 k = \frac{1}{2} dl_0 dk_0 dl_1 dk_1 ds dt d\varphi \frac{dz}{1 - z^2} \tag{6}$$

with $s = l_1^2$, $t = k_1^2$ and the angle φ describing the absolute position of l_1 and k_1 . The integration over φ gives a trivial factor 2π .

An important difference between the crossed and the planar two-loop vertex function is that now necessarily two (instead of one) propagators depend on z , which, in our notation, are P_1 and P_2 . This is a result of the fact that in the planar case the loop momenta can be arranged to flow through only one common propagator, which is not possible for the crossed topology.

But after applying a partial fraction decomposition to the integrand

$$\frac{1}{P_1 P_2 P_3 P_4 P_5 P_6} = \frac{1}{(P_2 - P_1) P_1 P_3 P_4 P_5 P_6} + \frac{1}{(P_1 - P_2) P_2 P_3 P_4 P_5 P_6} \tag{7}$$

the z -dependence in $P_1 - P_2$ drops out and the z -integration can be performed as in the planar case:

$$\int_1^{z^1} \frac{dz}{1 - z^2} \frac{1}{A_k + B_k z + i} = \frac{1}{\sqrt{A_k^2 - B_k^2 + 2A_k i}}; \quad k = 1, 2 \tag{8}$$

where $P_1 = A_1 + B_1 z + i$ for the first term in eq. (7) and $P_2 = A_2 + B_2 z + i$ in the second, respectively. $\sqrt{\cdot}$ denotes the square root of a complex number with a cut along the positive real axis, whereas $\sqrt{\cdot}$ is the usual square root of a positive real number (if x has a small imaginary part of any sign, it can be ignored).

The next step is the integration over l_1 and k_1 using Cauchy's theorem for both of them. It is important to notice that, as a result of the partial fraction decomposition in eq. (7), in the difference $P_1 - P_2$ the imaginary part of the masses i , which has been chosen to be equal for all masses, drops out. Therefore not all poles in l_1 and k_1 lie in the upper or lower complex half-plane, but some also on the real axis. The integral can be made meaningful if interpreted as a principal value integral.² Then

²One can avoid principal value integrals by choosing different imaginary parts i for the propagators, as mentioned earlier. After having convinced ourselves that the results remain unchanged, we prefer to follow the route outlined here, for purely technical reasons.

one has to use the modified Cauchy's theorem [11]:

$$\text{P.V.} \int_1^Z f(z) dz = 2i \sum_{i=1}^{X^n} \text{Res}(f(z))_{z=z_i; \text{Im}(z_i) < 0} + i \sum_{j=1}^{X^n} \text{Res}(f(z))_{z=z_j; \text{Im}(z_j)=0}; \quad (9)$$

where the z_i are the n poles of $f(z)$ inside the closed integration contour, whereas z_j are m poles along the integration path. Poles on the path contribute only with half the weight compared to poles inside the path. For the cases we are confronted with it is guaranteed that the function tends to zero sufficiently fast for large l_1 and k_1 , hence the theorem is applicable.

The integration path has to be closed either in the upper or in the lower complex halfplane, depending on the position of the cuts of the square root $\sqrt{A^2 - B^2 + 2Ai}$. Similarly to the planar case, the position of the cuts is determined by the sign of $l_0 + k_0 - e_1$ for the first term in eq.(7) and by the sign of $l_0 + k_0 + e_2$ for the second term.

Let us concentrate on the first term of the partial fraction decomposition, the second can be handled analogously. Assume $l_0 + k_0 - e_1 < 0$, so that we have to close the contour of the l_1 integration in the lower halfplane. Then, some propagators have poles inside the path: P_3 if $l_0 - e_1 > 0$ and P_5 if $l_0 - q_2 > 0$. Additionally, $P_2 - P_1$ always contributes with half its residue, since it has a pole on the real axis. In the following we will call residues, which involve only $P_3 :: P_6$, complex contributions, because all poles lie in the upper or lower complex halfplane, whereas residues involving $P_1 - P_2$ are called real contributions, because the pole lies on the real axis.

For the k_1 integration, we close the contour in the same halfplane as for the l_1 integration, depending on the sign of $l_0 + k_0 - e_1$. This is not necessary for the $P_2 - P_1$ contribution, where the square root becomes independent of k_1 , but it is done for consistency. Let us first assume that we had a l_1 -pole in P_3 . Then we have poles in k_1 from P_4 if $k_0 + e_2 + q_2 > 0$ and P_6 if $k_0 > 0$, and a pole in $P_2 - P_1$, if $l_0 - e_1 < 0$. But the last case is a contradiction to $l_0 - e_1 > 0$ above, so it does not contribute.

Analogously, if we had a l_1 -pole in P_5 , we have the same constraints from P_4 and P_6 , but $l_0 - q_2 < 0$ from $P_2 - P_1$, which is again a contradiction.

The last case, a l_1 -pole in $P_2 - P_1$, gives contributions from all other propagators, namely P_3 if $l_0 - e_1 < 0$, P_4 if $k_0 + e_2 + q_2 > 0$, P_5 if $l_0 - q_2 < 0$ and P_6 if $k_0 > 0$.

If $l_0 + k_0 - e_1 > 0$, the relation operators have to be reversed in all inequalities. Out of the complex combinations, only the pairs $(P_3; P_4)$, $(P_5; P_4)$ and $(P_5; P_6)$ contribute in triangular regions in the $(k_0; l_0)$ plane if $l_0 + k_0 - e_1 < 0$ (see g.2). If $l_0 + k_0 - e_1 > 0$, no terms contribute. All real residues contribute for $l_0 + k_0 - e_1 < 0$ as well as for $l_0 + k_0 - e_1 > 0$. The areas are not triangles, but unbound, as can be seen in g.3.

The second term of the partial fraction decomposition also gives us three contributing complex residues (all for $l_0 + k_0 + e_2 > 0$, g.4) and four real residues, which

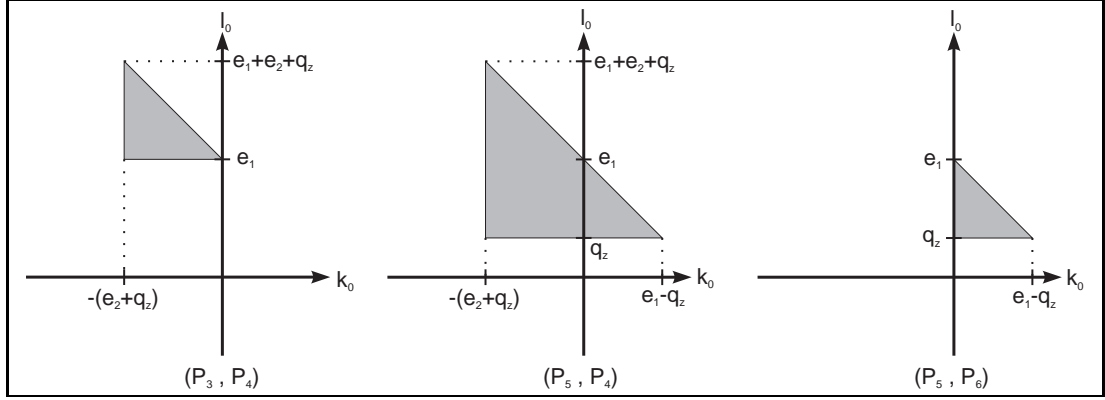


Figure 2: Triangles from the first term of the partial fraction decomposition (complex contributions).

have the same constraints as for the first term, but with $l_0 + k_0 - e_1 \lesseqgtr 0$ replaced by $l_0 + k_0 + e_2 \lesseqgtr 0$ (g.5).

If we compare the real contributions from both terms of the partial fraction decomposition eq.(7), we notice that the terms for two corresponding residues (e.g. $(P_2 - P_1; P_3)$ and $(P_1 - P_2; P_3)$) are equal, except for an overall minus sign. As a consequence they cancel in the area where both contribute together. This is everywhere the case except in the strip $-e_2 < l_0 + k_0 < e_1$ (see g.6). Furthermore it can be shown that all four real contributions from g.6 add up to zero where they all contribute together. This is the case everywhere outside the finite area shown in g.7, which is also the joined area of all triangles in g.2 and 4 from the complex residues.

After the residue integrations we end up with a four-fold integral representation which is similar in nature, but slightly more complicated in its technical appearance than the planar case. It can be written in the general form

$$V(q_1; q_2) = \sum_j \int_{A_j} \int_0^1 \int_0^1 \int_0^1 dl_0 dk_0 ds dt C(k_0; l_0) \frac{1}{a_1 t + \tilde{b}_1 + c_1 s a_2 t + \tilde{b}_2 + c_2 s a_3 t + \tilde{b}_3 + c_3 s} \frac{1}{(a t + b + c s)^2} \frac{1}{4 s t} : (10)$$

The j -sum runs over all areas A_j depicted in g.2 { 5. The coefficients $C(k_0; l_0)$, a_i , \tilde{b}_i , c_i ($i = 1 :: 3$), a , b and c are in general dependent on j , l_0 and k_0 . \tilde{b}_i and b have an infinitesimal imaginary part, all other coefficients are real. Some coefficients are vanishing: for the complex residues, a_1 and c_3 are zero, and we have one pure pole in s , one in t and a mixed (s ; t) pole. For the real residues, either $c_3 = 0$ or $a_3 = 0$, i.e. we have two mixed poles and either one pure pole in t or in s . In the latter case we can relabel $s \leftrightarrow t$, together with exchanging $a_1 \leftrightarrow c_1$ and $a \leftrightarrow c$, so that we always have exactly two poles in s , either pure or mixed, and $c_3 = 0$. In the planar case we always had one pure s pole and two pure t poles, with mixed poles altogether absent.

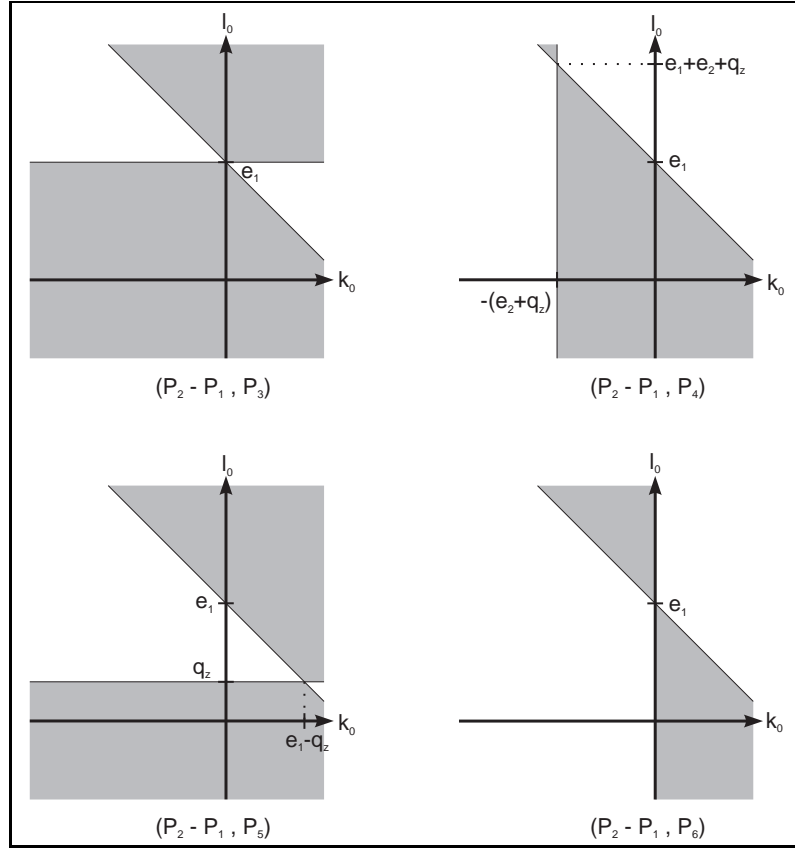


Figure 3: Unbound areas from the first term of the partial fraction decomposition (real contributions).

To proceed further with the s and t integrations, we apply a partial fraction decomposition in s , followed by a similar partial fraction decomposition in t .

$$\begin{aligned}
 & \frac{1}{a_1 t + \tilde{b}_1 + c_1 s} \frac{1}{a_2 t + \tilde{b}_2 + c_2 s} \frac{1}{a_3 t + \tilde{b}_3} \\
 &= C^0 \frac{1}{t + t_{02}} \frac{1}{t + t_{01}} \frac{1}{s + s_{02}(t)} \frac{1}{s + s_{01}(t)} \quad !
 \end{aligned} \tag{11}$$

with

$$\begin{aligned}
 C^0 &= \frac{1}{c_2(a_1 \tilde{b}_3 - \tilde{b}_1 c_3) - c_1(a_2 \tilde{b}_3 - \tilde{b}_2 c_3)} \\
 t_{01} &= \frac{\tilde{b}_3}{c_3} \\
 t_{02} &= \frac{c_2 \tilde{b}_1 - c_1 \tilde{b}_2}{c_2 a_1 - c_1 a_2} : \\
 s_{01}(t) &= \frac{a_1 t + \tilde{b}_1}{c_1}
 \end{aligned}$$

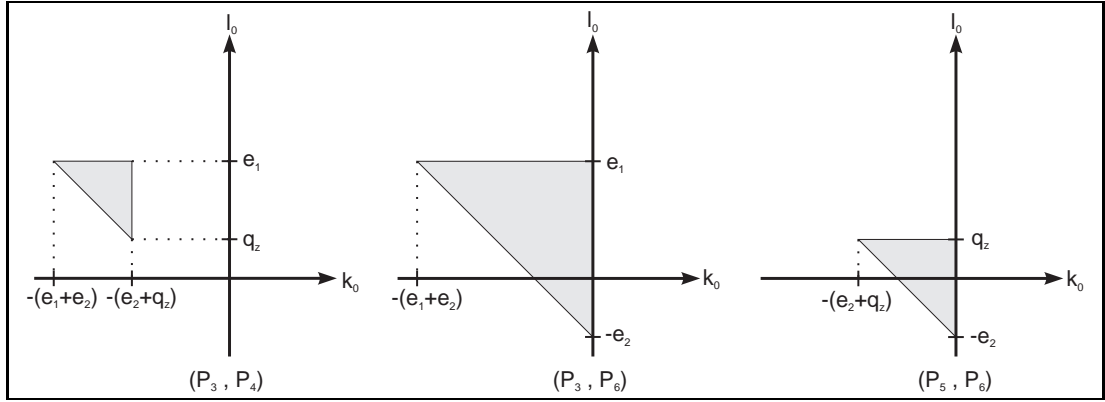


Figure 4: Triangles from the second term of the partial fraction decomposition (complex contributions).

$$s_{02}(t) = \frac{a_2 t + B_2}{c_2} ; \quad (12)$$

Thus we have to calculate four integrals of the form

$$V^0 = \int_0^{\infty} \frac{dt}{t + t_0} \int_0^{\infty} \frac{ds}{s + s_0(t)} e^{\frac{1}{(at + b + cs)^2 - 4st}} \quad (13)$$

with $s_0(t)$ being either a linear function of t or a constant. Now we have to split these into real and imaginary part. It can be shown that b always has a positive imaginary part, whereas the sign of the imaginary part of s_0 and t_0 is a function of l_0 and k_0 , so that in general $s_0 = s_0 - i$ and $t_0 = t_0 - i$. In contrast, in the planar case the imaginary part was always negative.

Now there are three possible sources for an imaginary part of V^0 : either s_0 , t_0 or the argument of the square root can become negative. In the first two cases the imaginary part can be extracted using

$$\lim_{\epsilon \rightarrow 0} \int_0^{\infty} \frac{dx}{x + x_0 - i\epsilon} f(x) = P.V. \int_0^{\infty} \frac{dx}{x + x_0} f(x) - i \int_0^{\infty} (x + x_0) f(x) dx : \quad (14)$$

To analyze the contribution from the square root, we have to distinguish between complex and real residues. For the complex case, the area in the s - t plane, where the argument is negative, is an ellipse. For a given positive t , the s values on the border of the ellipse can be calculated as

$$s_{1,2} = \frac{1}{c^2} \left(p_- \mp \sqrt{t(1 - ac) - bc} \right)^2 ; \quad (15)$$

which has real and positive solutions for $0 < t < bc/(1 - ac)$ if $b > 0$, since $1 - ac < 0$, cf. g. 8. For the real residues, $a = -1$ and $c = -1$, therefore the area where the argument becomes negative is unbounded with a parabola as its boundary (g. 9).

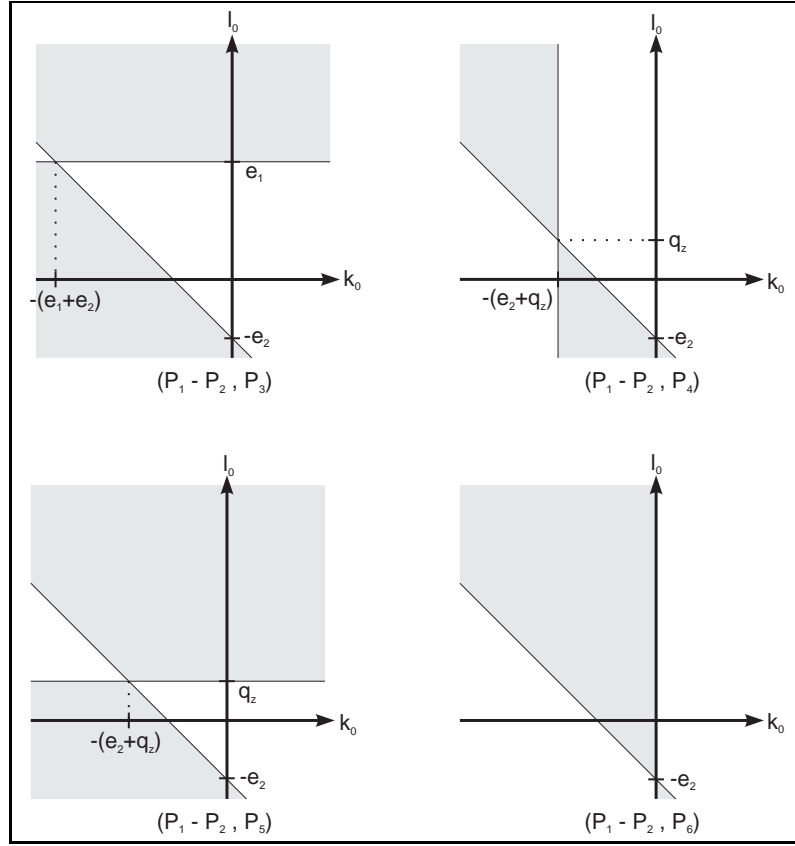


Figure 5: Unbound areas from the second term of the partial fraction decomposition (real contributions).

Now we can do the s -integration with the aid of an Euler's change of variables [12] and obtain

$$V^0 = \frac{1}{i\pi} \int_0^\infty \frac{1}{t+t_0} (f(s_0; i) + ik(t)g(s_0; i)) dt \quad (16)$$

with

$$f(s_0; i) = \begin{cases} \frac{2}{R} \arctan \frac{s_0 - \frac{1}{2}}{R} & \text{if } -1 < s_0 < 2 \quad (i) \\ \frac{1}{R} \log \frac{s_0 - \frac{1}{2} + \frac{1}{R}}{s_0 - \frac{1}{2} - \frac{1}{R}} & \text{else} \quad (ii) \end{cases} \quad (17)$$

and

$$g(s_0; i) = \begin{cases} \frac{i}{R} & \text{if } -1 < s_0 < 2 \quad (i) \\ \frac{1}{R} & \text{else} \quad (ii) \end{cases} \quad (18)$$

where we note that s_0 and i are functions of t and further $R = s_0^2 + s_0(-1 + \frac{1}{2}) + \frac{1}{4}$ and $k = -2; -1; 0; 1$ or 2 , depending on the relative magnitudes of s_0 and $-1 + \frac{1}{2}$ and the sign of the imaginary part of s_0 . One has to choose $+\frac{1}{R}$ in eqs.(17) and (18) if $t > b=a$, and $-\frac{1}{R}$ else. The condition $-1 < s_0 < 2$ is equivalent to $R < 0$.

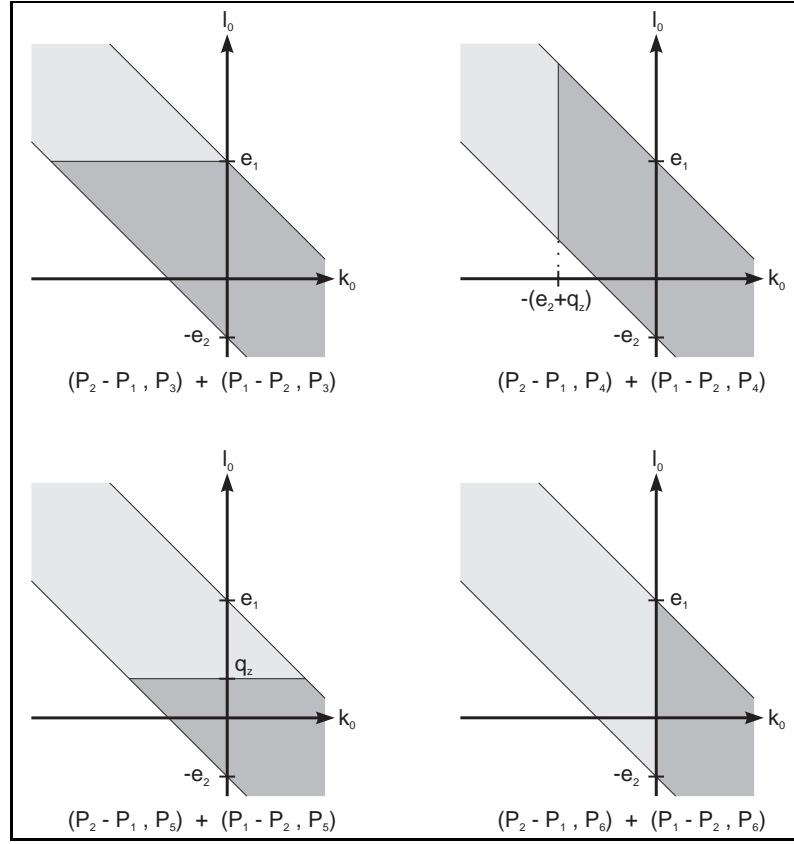


Figure 6: Sum of both terms of the pdf for the real contributions (dark shading from the first, light shading from the second term = first term.)

The t -intervals where k is constant, together with the corresponding k values, can be calculated by solving $s_0 = 0$ and $s_0 = e_i$ for t . With another Euler's change of variables, using eq.(14) and exploiting the relevant properties of the functions $\log(x)$ and $\arctan(x)$, the t -integration leads to expressions of the form

$$\text{P.V.} \int_{x_1}^{\infty} \frac{1}{x^2 + px + q} \quad \text{from } g(s_0; i); \quad (19)$$

$$\text{P.V.} \int_{x_1}^{\infty} \frac{\arctan(rx + s)}{x^2 + px + q} \quad \text{from } f(s_0; i); \text{ case (i)} \quad (20)$$

and

$$\text{P.V.} \int_{x_1}^{\infty} \frac{\log(x^2 + rx + s)}{x^2 + px + q} \quad \text{from } f(s_0; i); \text{ case (ii);} \quad (21)$$

which can be expressed in terms of logarithms, arcustangens, dilogarithms and Clausen's functions [15], as it was the case for the planar topology. The full result is, as expected, a lengthy expression in terms of these special functions, which

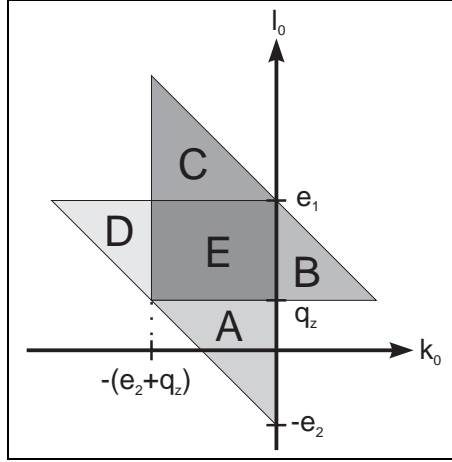


Figure 7: Sum of all four terms from g. 6.

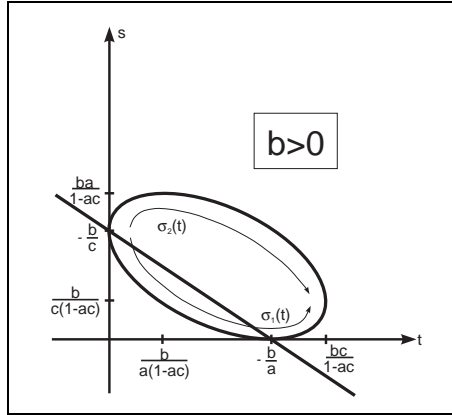


Figure 8: The ellipse.

we cannot list here. We rather follow the philosophy of [3] and present examples in the next section.

We stress that to obtain stable numerical results in the two dimensional integral over l_0 and k_0 it is very important to add all contributions (real and complex) to the same l_0 and k_0 , because eq.(7) introduces some artificial divergences which cancel in the sum.

As expected, the numerical integrand for the crossed topology is of the same nature as for the planar case, but involves more terms and different cases. This naturally increases the amount of CPU time needed to obtain the requested accuracy: as a thumb rule, we found that the crossed topology demands 5-10 times more time compared to the planar case.

The threshold behaviour can be examined with the four-fold integral representation eq.(10). The crossed vertex function has three two-particle thresholds and six

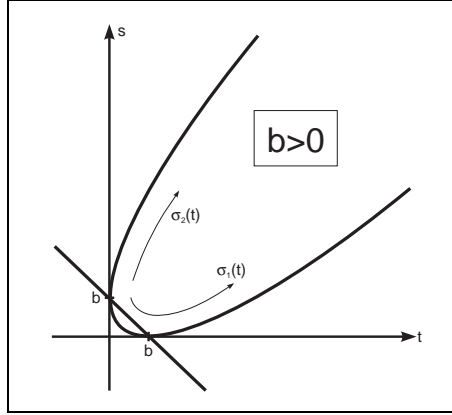


Figure 9: The parabola.

three-particle thresholds. As stated above a possible source for an imaginary part is a negative argument of the square root. A necessary condition for this to happen is $b > 0$ for some t_0, k_0 inside the integration region. It can be shown that each three-particle threshold corresponds to one of the six coefficients of the complex triangles [6]. The other coefficients belonging to the real regions are identical and correspond to the two-particle threshold $q^2 > (m_1 + m_2)^2$. The remaining two-particle thresholds $q_1^2 > (m_3 + m_5)^2$ and $q_2^2 > (m_4 + m_6)^2$ can be identified with the coefficients s_{01} (when $a_1 = 0$) and t_{01} respectively which produce an imaginary part when s_{01} and t_{01} become negative. A possible four-particle threshold $q^2 > (m_3 + m_4 + m_5 + m_6)^2$ disconnects the graph into three parts and is therefore a combination of the two two-particle thresholds $q_1^2 > (m_3 + m_5)^2$ and $q_2^2 > (m_4 + m_6)^2$.

3 Examples

Only few analytical and/or numerical results are known for the crossed vertex function to compare with. Besides the symmetries with respect to internal masses and external momenta, some limiting cases can be checked. In the case of zero momentum transfer the crossed vertex function reduces to the master two-point topology [1, 7] with a squared propagator. Fig. 10 shows these limits for some arbitrary masses ($m_1 = 2, m_2 = 3, m_3 = 1, m_4 = 1.5, m_5 = 0.6$ and $m_6 = 0.2$), $q^2 = 1$ and either $q_1 \neq 0$ or $q_2 \neq 0$. Additionally, for vanishing q^2 we obtain the vacuum bubble calculated in [16].

For the case of all internal masses vanishing an analytical formula is known [14]. This limit is approached smoothly in Fig. 11 for all masses going to zero simultaneously and $e_1 = 4, e_2 = 3$ and $q_2 = 1$.

In the limit of the momenta of the outgoing particles on the light-cone ($q_1^2 = q_2^2 = 0$) and all internal masses equal this diagram can be calculated with the small momentum expansion technique [4]. A comparison for real and imaginary part is shown in Fig. 12. We can obtain this limit easily by transforming our parallel space

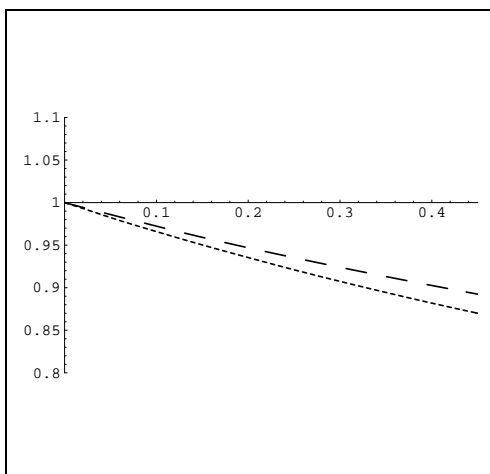


Figure 10: Ratio of crossed vertex-function to master two-point function for q_1 (short dash) and $q_2 \neq 0$ (long dash).

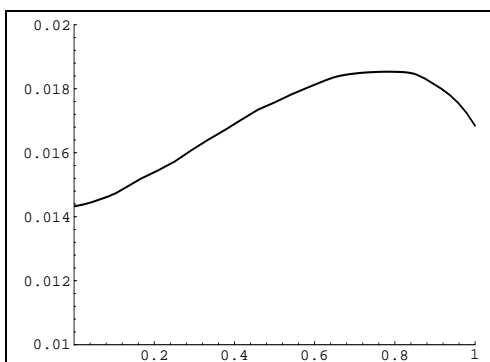


Figure 11: Limit of all masses vanishing.

coordinates to light cone coordinates, which does not interfere with our subsequent steps.

As a last example in §13 we show the decay $Z \rightarrow t\bar{t}$ with the exchange of two Z bosons. This diagram has been calculated in [5] by a five-dimensional numerical integration over the Feynman parameters.

Conclusions

In this paper, we demonstrated the calculation of the two-loop vertex function for the crossed topology. We outlined how to achieve the reduction to a manageable two-fold integral representation, and verified its correctness by comparison with the literature, wherever data were available. Further, our integral representation was used in [10], with results in perfect agreement with the expectations.

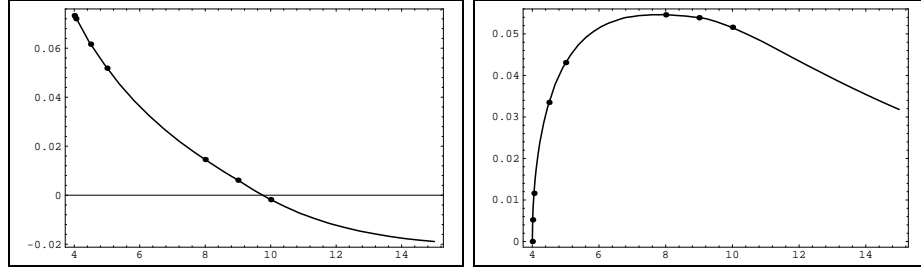


Figure 12: All masses equal, $q_1^2 = q_2^2 = 0$, real part (left) and imaginary part (right).

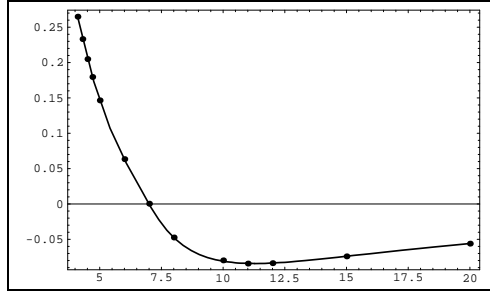


Figure 13: Decay $Z \rightarrow t\bar{t}$, real part.

Our results complement the results for the planar topology in [3]. Together, the scalar two-loop three-point function is now available in $D = 4$ dimensions for all topologies, all masses, and arbitrary external momenta. Some degenerated topologies were already given in [10], obtained by similar methods. Such degenerated cases typically also appear when one confronts tensor integrals. For the future, we plan to incorporate such cases in the package XLOOPS [6]. Also, code which implements the results presented here will be incorporated there.

To our knowledge, no other method is at this stage able to deliver reliable results for the massive two-loop vertex function in such generality and accuracy.

Acknowledgements

We like to thank David Broadhurst, Jochen Fleischer, Bernd Kniehl, Kurt Riesselmann, Karl Schilcher and Volodya Smirnov for interesting discussions and support, and the participants and organizers of AHENP 96 (Lausanne, September 1996) for a stimulating workshop. D.K. thanks the DFG for support. This work was supported in part by HUCAM grant CHRX-CT 94-0579.

References

- [1] D. Kreimer, Phys. Lett. B 273 (1991) 277.

- [2] D .K rein er. Phys. Lett. B 292 (1992) 341 .
- [3] A .C zamecki, U .K ilian and D .K rein er, Nucl. Phys.B 433 (1995) 259.
- [4] O .V . Tarasov. An algorithm for small momentum expansion of Feynman diagrams, publ. in the proceedings of A I H E N P 95: New Computing Techniques in Physics Research IV , Eds. B .D enby, D .P erret-G allix, W orld Scienti c (1995) .
- [5] J. Fujim oto, Y . Shim izu, K . K ato and T . K aneko, Numerical approach to two-loop three point functions with masses, publ. in the proceedings of A I H E N P 95: New Computing Techniques in Physics Research IV , Eds. B .D enby, D .P erret-G allix, W orld Scienti c (1995) .
- [6] L B rucher, J F ranzkow ski, A F rink, D K rein er, contributed talks given at A I H E N P 96, Lausanne, September 1996, to appear. See also the homepage <http://dipm.za.physik.uni-mainz.de/~B.ruecher/xbops.html>
- [7] S. Bauberger and M .B ohm .Nucl. Phys. B 445 (1995) 25.
- [8] J. Fujim oto, Y . Shim izu, K . K ato and Y . O yanagi, Numerical approach to two-loop integrals, publ. in the proceedings of the workshop on HEP and QFT , Sochi (1992), in PhysAtom Nucl56 .
- [9] J. F leischer and O .V . Tarasov. Z Phys.C 64 (1994) 413.
- [10] A F rink, B K niehl, D K rein er, K R iesselmann. Phys.Rev.D 54 (1996) 4548.
- [11] P . Henrici. Applied and computational complex analysis, Vol.I. John W iley & Sons, New York, 1974.
- [12] G M .F ichtenholz. Integral and differential calculus, Vol. II. F izm atgiz, M oscow , 1959.
- [13] N .I. U ssyukina and A .I. D avydychev. Phys. Lett. B 298 (1993) 363.
- [14] N .I. U ssyukina and A .I. D avydychev. Phys. Lett. B 332 (1994) 159.
- [15] L . Lew in. Polylogarithms and associated functions. North Holland, New York, 1981.
- [16] A .I. D avydychev and J.B . Tausk. Nucl. Phys. B 397 (1993) 123.