

HOW TO MEASURE DIFFRACTION IN TWO-PHOTON COLLISIONS AT LEP

R. Engel¹

*Universität Leipzig, Fachbereich Physik, D-04109 Leipzig, Germany
and Universität Siegen, Fachbereich Physik, D-57068 Siegen, Germany*

and

A. Rostovtsev²

*LPNHE University-VI, 75252 Paris, France
and Institute of Theoretical and Experimental Physics,
117259 Moscow, Russia*

Abstract

The possibility to measure diffraction dissociation in collisions of real and virtual photons at LEP2 is pointed out.

¹e-mail: eng@tph200.physik.uni-leipzig.de

²e-mail: rostov@dice2.desy.de

At the energy of e^+e^- collisions well above Z^0 resonance mass the dominant mechanism of hadron production is the interaction of two photons radiated off the lepton beams. The photons available for the collision can be selected within a broad range of the energy and virtuality. This makes the photon collisions an unique testing ground for investigations of strong interaction phenomena. The high energy interaction of photons with low virtualities represents the bulk of the events and is understood in terms of the Regge formalism. Similar to hadron interactions, a rise of the total two-photon cross section with the collision energy and a large diffractive contribution are expected. The recent HERA data on the ep scattering show that these phenomena also persist for highly virtual photon interaction, where the photon probes the short distance structure of the interaction and perturbative QCD calculations can be applied. In the present letter we point out the possibility to measure photon diffraction dissociation in high energy two-photon collisions.

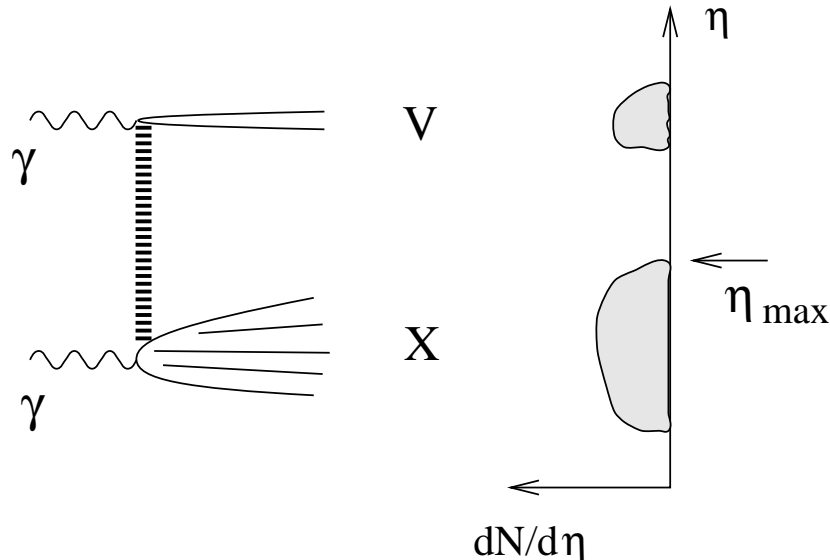


Figure 1: Photon single diffraction dissociation and the expected pseudorapidity distribution of final state hadrons.

Diffractive reactions are investigated since long time in hadron-hadron scattering, photoproduction and, recently, also in deep-inelastic scattering. The e^+e^- collider LEP2 and planned linear colliders provide an ideal tool to investigate these processes also in photon-photon collisions. Diffractive processes have typically large partial cross sections and manifest themselves in spectacular topologies with rapidity gaps. In Fig. 1, an example of single photon diffraction dissociation is shown.

The expected cross section for photon diffraction dissociation can be estimated from simple factorization arguments. In Regge phenomenology, the relative contribution R of single-diffractive dissociation (SD) of photons to the total cross section can be approximated by

$$R \approx \frac{\sigma_{p,SD}(\gamma p \rightarrow VX)}{\sigma_{tot}(\gamma p \rightarrow X)} \approx \frac{\sigma_{\gamma,SD}(\gamma\gamma \rightarrow VX)}{\sigma_{tot}(\gamma\gamma \rightarrow X)}, \quad (1)$$

where $\sigma_{p,SD}$ and $\sigma_{\gamma,SD}$ are the cross sections for diffraction dissociation of protons and

photons, respectively. V denotes the low-mass vector mesons. Using the recent H1 measurement of the partial photoproduction cross sections [1], one gets $\sigma_{\gamma,SD} \approx 0.1 \cdot \sigma_{tot}$ in photon-photon collisions. A cross section of similar size is also expected for quasi-elastic vector meson production [2, 3].

Experimentally, events with diffraction dissociation can be identified using the rapidity gap technique. In non-diffractive reactions, rapidity gaps between the final state hadrons are exponentially suppressed. In contrast, the differential cross section $d\sigma_{\gamma,SD}/d\eta_{gap}$ of diffraction dissociation is independent of the width η_{gap} of such rapidity gaps. Therefore, diffractive particle production can be measured triggering on large rapidity gaps. However, the limited angular detector acceptance of the main detector makes the measurement of the complete gap hardly possible. As shown by the HERA Collaborations [4, 5], the measurement of the so-called η_{max} distribution can be used to obtain experimental evidence for diffraction. The variable η_{max} is defined as the maximum pseudorapidity of the final state hadrons produced in the two-photon collision excluding the decay products of the quasi-elastically scattered vector meson V (see Fig. 1). Note that it is not needed to measure the hadrons in the entire pseudorapidity range allowed by phase space. The combination of a forward detector with the central main detector parts is well suited to find evidence for diffraction (it is also unimportant whether there is a gap in the pseudorapidity coverage between these detector parts). In other words, the variable η_{max} used here measures the pseudorapidity edge of the multi-hadronic system produced in central main detector.

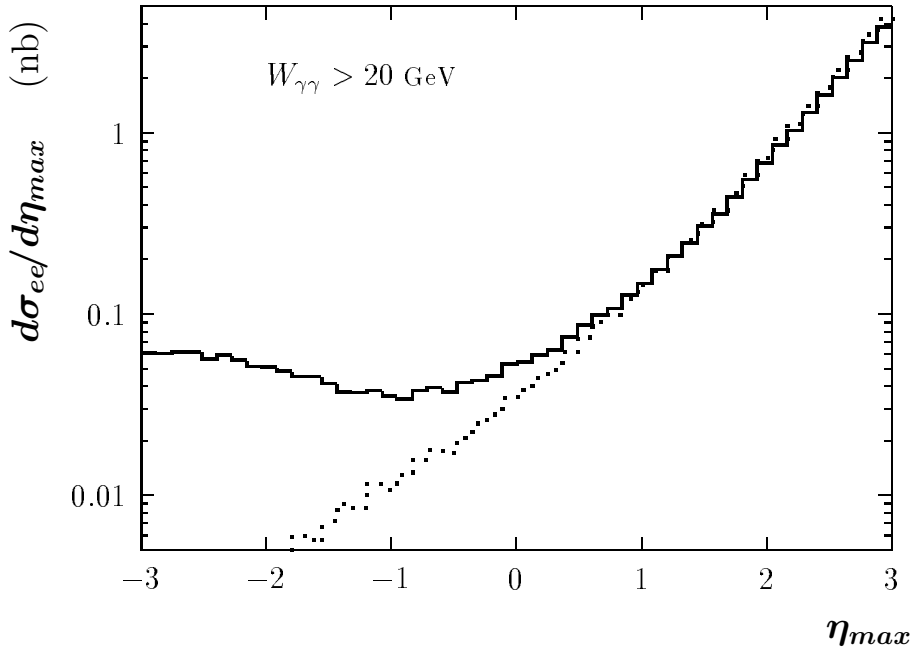


Figure 2: The η_{max} cross section as calculated using the PHOJET MC event generator in two photon collisions with $W \geq 20$ GeV (full curve). The dotted curve shows the results of calculations for non-diffractive $\gamma\gamma$ interactions.

The prediction of the η_{max} cross section is shown in Fig. 2 for photon-photon interac-

tions in ee collisions at LEP2 ($\sqrt{s_{ee}} = 175$ GeV) with an invariant $\gamma\gamma$ mass $W \geq 20$ GeV. The calculations were made using the PHOJET Monte Carlo event generator [6, 2]. The η_{max} distribution is obtained using the hadrons produced at pseudorapidities in the central range $-3 \leq \eta \leq 3$. Only events having also hadrons produced in very forward direction ($3.5 \leq \eta \leq 4$) are considered. These particles can be measured with a small angle tagging calorimeter as installed at the LEP detectors [7, 8, 9, 10]. In diffractive events with a large rapidity gap, the particles produced in the very forward region are decay products of diffractively produced vector mesons. Note that it is not necessary to reconstruct these vector mesons. The exponential suppression of the rapidity gap in non-diffractive events is clearly seen (dotted curve). Almost all events with $\eta_{max} < 0$ belong to diffraction (diffraction dissociation and quasi-elastic vector meson production).

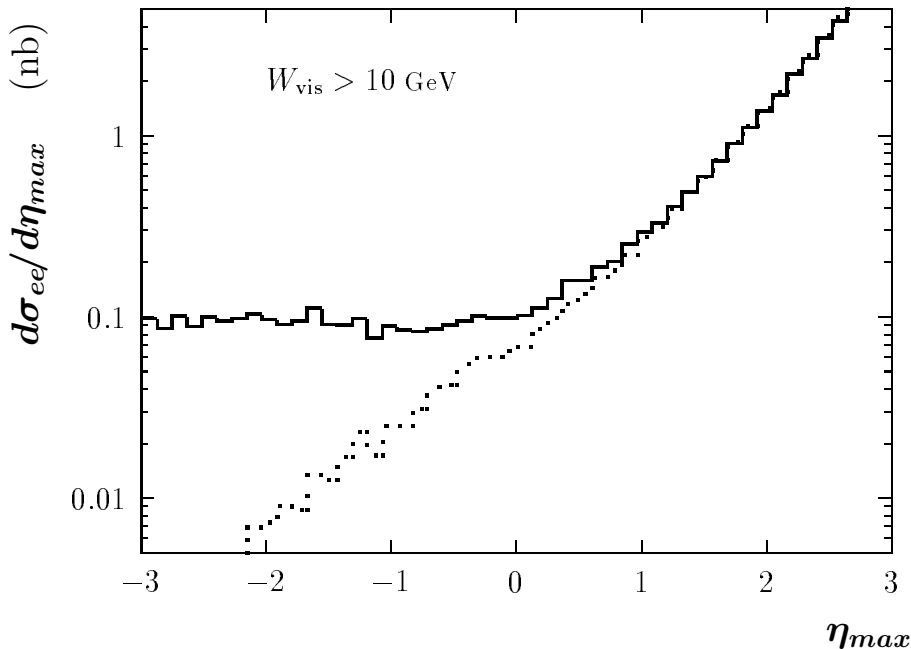


Figure 3: The η_{max} cross section as calculated using the PHOJET MC event generator in two photon collisions with $W_{vis} \geq 10$ GeV (full curve). The dotted curve shows the results of calculations for non-diffractive $\gamma\gamma$ interactions.

It should be mentioned that a lower cut on the two-photon invariant mass $W_{\gamma\gamma}$ is important to measure diffraction. It is beyond the scope of this note to discuss the problem of the measurement of the visible invariant mass W_{vis} and its relation to $W_{\gamma\gamma}$. Clearly, the visible invariant mass depends on many details of the experimental apparatus. As a very simple example, we show in Fig. 3 the η_{max} cross section for two-photon events with $W_{vis} > 10$ GeV. The visible mass has been calculated from all charged hadrons scattered at pseudorapidities $-3 \leq \eta \leq 3$ and $3.5 \leq \eta \leq 4$ assuming 100% detection efficiency.

Finally, we note that the η_{max} spectra in the Figs. 2, 3 have been obtained without using information on the kinematics of the scattered beam leptons and, therefore, is dominated by the quasi-real photon interactions. However, tagging one (or both) scattered

leptons will allow to measure also diffractive phenomena at small distances. The investigation of transition from the real photon to highly virtual photon initiated diffraction will provide important information on the underlying physics of strong interactions.

Acknowledgements:

One of the authors (RE) was supported by the Deutsche Forschungsgemeinschaft under contract No. Schi 422/1-2. We thank the DESY directorate for the hospitality.

References

- [1] H1 Collab.: S. Aid et al.: Z. Phys. C69 (1995) 27
- [2] R. Engel and J. Ranft: Phys. Rev. D54 (1996) 4244
- [3] G. A. Schuler and T. Sjöstrand: A scenario for high-energy $\gamma\gamma$ interactions, preprint CERN-TH/96-119, LU-TP 96-13, (hep-ph/9605240), 1996
- [4] ZEUS Collab.: M. Derrick et al.: Phys. Lett. B315 (1993) 481
- [5] H1 Collab.: T. Ahmed et al.: Nucl. Phys. B429 (1994) 477
- [6] R. Engel: Z. Phys. C66 (1995) 203
- [7] ALEPH Collab.: D. Buskolic et al.: Nucl. Instrum. Methods A360 (1995) 481
- [8] DELPHI Collab.: P. Abreu et al.: Nucl. Instrum. Methods A378 (1996) 57
- [9] L3 Collab.: B. Adeva et al.: Nucl. Instrum. Methods A289 (1990) 35
- [10] OPAL Collab.: K. Ahmet et al.: Nucl. Instrum. Methods A305 (1991) 275