

Exclusive γ photo- and electroproduction at HERA as a possible probe of the odderon singularity in QCD.

J. Czyżewski^{a,1}, J. Kwieciński^b, L. Motyka^a, M. Sadzikowski^{b,1}

^aInstitute of Physics, Jagellonian University, Cracow, Poland

^bDepartment of Theoretical Physics,
H. Niewodniczanski Institute of Nuclear Physics, Cracow, Poland

Abstract

Theory and phenomenology of the γ photo- and electroproduction is developed from the point of view of probing the odderon singularity in QCD which corresponds to the three gluon exchange mechanism. This mechanism leads to the cross-sections which are independent of W^2 for the exchange of three non-interacting gluons or exhibit increase with increasing W^2 (or $1=x$) for the odderon intercept above unity. The γ electroproduction in the three gluon exchange mechanism is shown to be entirely controlled by the transversely polarised virtual photons. The magnitude of the γ photoproduction cross-section is estimated to be around 11{45pb. The t -dependence of the differential cross-section is also discussed.

TPJU 23/96

October 1996

¹ Fellow of the Polish Science Foundation (FNP) scholarship for the year 1996

The high-energy limit of perturbative QCD is at present fairly well understood [1, 2]. Besides the pomeron [15] one also expects presence of the so called "odderon" singularity [3, 6, 7]. In the leading logarithmic approximation the pomeron corresponds to the exchange of two interacting (reggeized) gluons while the odderon is described by the three-gluon exchange. Unlike pomeron which corresponds to the vacuum quantum numbers and so to the positive charge conjugation the "odderon" is characterised by $C = -1$ (and $I = 0$) i.e. it carries the same quantum numbers as the ω Regge pole. The (phenomenologically) determined intercept α of the ω Regge pole is approximately equal to $1/2$ [8]. The novel feature of the odderon singularity corresponding to the gluonic degrees of freedom is the potentially very high value of its intercept α_{odderon} . The exchange of the three (noninteracting) gluons alone generates singularity with intercept equal to unity while interaction between gluons described in the leading logarithmic approximation by the BKP equation [6, 7] is even capable to boost the odderon intercept above unity [9]. The energy dependence of the amplitudes corresponding to $C = -1$ exchange becomes similar to the diffractive ones which are controlled by the pomeron exchange.

It has been argued in [10] that a very useful measurement which might test presence of the QCD odderon is the exclusive photo (or electro) production of the η_c meson at HERA. Main merit of this process is that the potential contribution of the ω Reggeon to this process is expected to be strongly suppressed due to the Zweig rule. Moreover, presence of "large" scale m_c^2 justifies the use of perturbative QCD. The measurement of the η_c photo or electroproduction acting as a useful tool for probing the QCD odderon is similar to the measurement of the J/ψ photo (or electro) production which probes the BFKL pomeron implied by QCD [11, 12].

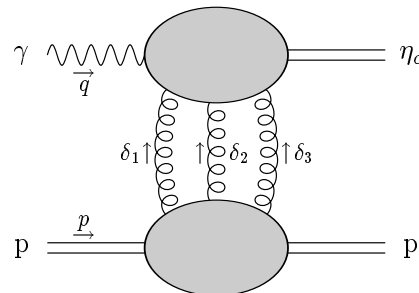


Fig.1: The kinematics of the three-gluon exchange of the process $\gamma p \rightarrow \eta_c p$

The main aim of our paper is to quantify theoretical and phenomenological description of the η_c photo- and electroproduction within the three gluon exchange mechanism. Other processes which might probe the QCD odderon in pp and in $p\bar{p}$ interactions were discussed in refs. [13, 14]

The kinematics of the three gluon exchange diagram to the process: $(q) + p \rightarrow c + p$ is illustrated in Fig.1. It is convenient to introduce the light-like vectors p^0 and q^0 :

$$\begin{aligned} p^0 &= p + \frac{M^2}{W^2} q \\ q^0 &= p + xq; \end{aligned} \quad (1)$$

where $x = Q^2/2pq$, $Q^2 = q^2$ and $W^2 = (p + q)^2$. We assume that the four momenta p and q are collinear and choose the frame where p^0 and q^0 have only "+" and "-" components respectively. We define the components of the four-vector a as $a = a^0 - a^3$.

The amplitude for the process $(q) + p \rightarrow c + p$ can be written as below:

$$A = \frac{pq5}{1663!} \int_0^1 \frac{d^2 t_1}{(2)^4} \frac{d^2 t_2}{(2)^4} (Q^2; t_1; t_2; t) \frac{1}{t_1 t_2 t_3} p(t_1; t_2; t); \quad (2)$$

where the factor $5=6$ is the colour factor. t denotes the momentum transfer i.e. $t = (p_c - q)$ and $t = t_1 + t_2 + t_3$ with all the momenta defined in Fig.1. In the high-energy limit, $W^2 \gg 1$, we have $t = (q - p_c)^2 = -t$.

The "in pact factors" s_i are related to the integrals of the the double discontinuities of the amplitudes describing the upper and lower parts of the diagrams of Fig.1. To be precise, we have:

$$\begin{aligned} &= \int_0^1 ds_1 ds_{12} \text{disc}_{s_1, s_{12}} \frac{T_{+++}}{(q^+)^3}; \\ s_p &= \int_0^1 ds_1^0 ds_{12}^0 \text{disc}_{s_1^0, s_{12}^0} \frac{T_p}{(p^-)^3}; \end{aligned} \quad (3)$$

where:

$$\begin{aligned} s_1 &= (q + p_1)^2; \\ s_{12} &= (q + p_1 + p_2)^2; \\ s_1^0 &= (p - p_1)^2; \\ s_{12}^0 &= (p - p_1 - p_2)^2; \end{aligned} \quad (4)$$

The indices "+" or "-" correspond to the exchanged gluons.

The relevant diagrams describing the in pact factor are given in Fig.2. Besides the diagram presented in Fig.2 one has also to include those with the reversed direction of the quark lines. The calculation of the corresponding discontinuities is standard i.e. for the diagram of Fig.1a we have:

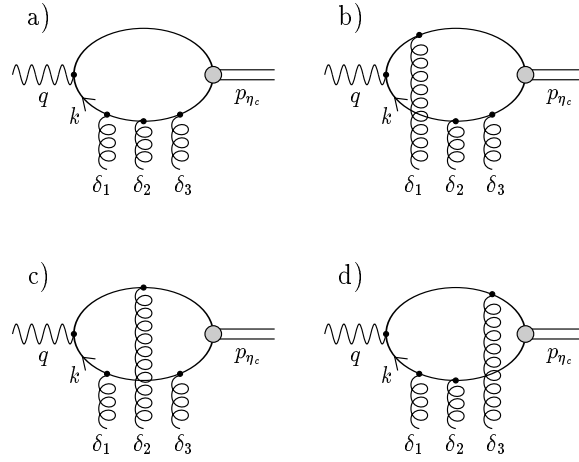


Fig.2: The diagrams contributing to the impact factor

$$\text{disc}_{s_{12}} T_{+++} = e_c g_s^3 (m_c^2) p q \int_0^1 dz \int \frac{d^2 k}{(2\pi)^4} (2\pi)^3 \frac{V_c [(2k - q)^2]}{[(k - \frac{1}{2}q)^2 - m_c^2]} \frac{\text{Tr} [(q+k) + m_c] \gamma^5 [(k - \frac{1}{2}q) + m_c] \gamma^+ [(k - \frac{1}{2}q) + m_c] \gamma^+ [(k - \frac{1}{2}q) + m_c] \gamma^+ [k + m_c]}{(k^2 - m_c^2)} \quad (5)$$

where $g_s(m_c^2)$ denotes the strong interaction coupling evaluated at the scale m_c^2 and $e_c = q_c e$ with $q_c = 2/3$. Similar expressions describe contributions of the remaining diagrams of Fig.2. The variables z and \mathbf{k}_t denote the corresponding Sudakov parameters appearing in the decomposition of the momentum k of the quark (antiquark) in terms of the basic four momenta p^0 and q^0 i.e.:

$$k = z q^0 + p^0 + k_t; \quad (6)$$

where the transverse four momentum k_t is orthogonal to p^0 and to q^0 . The vertex function V_c together with the on-shell propagator corresponding to the on-shell quark (antiquark) adjacent to the η_c meson can be related to the infinite momentum frame wave function of η_c . After evaluating the traces we find that the impact factor has only transverse components i.e. $\mathcal{M}_i = i, i = 1, 2$ different from zero.

When estimating the integrals defining the impact factor we assume that the dominant region of integration over dz and $d^2 k$ is that which corresponds to the (on-shell) quark (antiquark) line at the $\eta_c \rightarrow \gamma \gamma$ vertex being close to its mass-shell. This gives $z \approx 1/2$ and $k_{ct} \approx k_{ct}^0$ where k_{ct} and k_{ct}^0 denote the transverse momenta of the charmed quark (antiquark) at the $\eta_c \rightarrow \gamma \gamma$ vertex. The final expression for the impact factor then reads:

$$\mathcal{M}_i = \frac{16}{Q^2} e_c g_s^3 (m_c^2) \frac{m_c}{2} \int \frac{d^2 k_t}{Q^2 + 4m_c^2 + k_t^2} + \sum_{k=1}^3 \frac{x^3}{Q^2 + 4m_c^2 + (2k_{ct} - k_t)^2} C_i; \quad (7)$$

where the constant C can be determined by the radiative width of the meson ρ_c

$$C = \frac{16}{3e_c^2} \frac{3^{S_c} \overline{m_c!}}{m_c} : \quad (8)$$

When deriving the formula (8) we have set $m_c = m_{\rho_c} = 2$. Similar approximation was adopted in the numerator of formula (7) but we kept m_c different from $m_{\rho_c} = 2$ in the denominators of this formula. In our calculations we set $m_{\rho_c} = 2.98 \text{ GeV}$, $m_c = 1.4 \text{ GeV}$ and $\Gamma_{\rho_c!} = 7 \text{ keV}$ [15].

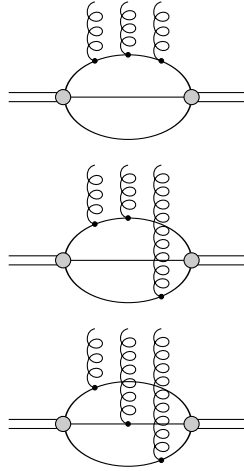


Fig.3: The diagrams contributing to the impact factor ρ_p

The diagrams contributing to the impact factor ρ_p are presented in Fig. 3. They give [16]:

$$\rho_p = 8(2)^2 g^3 F(t_i; 0; 0) \int_0^1 F(t_i; t_i - t_i; 0) + 2F(t_i; 2t_i; 3t_i); \quad (9)$$

where the form-factor F will be assumed to have the form :

$$F(t_i; 2t_i; 3t_i) = \frac{A^2}{A^2 + [(t_i - 2t_i)^2 + (2t_i - 3t_i)^2 + (t_i - 3t_i)^2]2} \quad (10)$$

with $A = m_c = 2$. We also set $g^2 = (4) = 1$ which corresponds approximately to the magnitude of the coupling which was used in the estimate of the hadronic cross-sections within the two gluon exchange model [17].

It should be noted that both impact factors vanish whenever $t_i = 0$ for $i = 1$, $i = 2$ or $i = 3$. This property of the impact factors which follows from the fact that the three gluons couple to the colour singlets guarantees cancellation of potential infrared singularities in the integral (2) at $t_i = 0$. The impact factor also vanishes for $t = 0$.

The photoproduction cross-section is related in a standard way to the amplitude A^i at $Q^2 = 0$

$$\frac{d}{dt} (\rho + p! - \rho_c + p) = \frac{1}{16 W^4} \frac{1}{2} \sum_{i=1}^3 x^2 A^i f; \quad (11)$$

The electroproduction cross-section is given by the following formula:

$$\frac{d}{dt dQ^2 dy} (e + p \rightarrow e^0 + \rho_c + p) = \frac{1}{yQ^2} \left(1 - y + \frac{y^2}{2}\right) \frac{d}{dt} (\rho_c + p \rightarrow \rho_c + p); \quad (12)$$

where

$$y = \frac{qp}{p_e p} \quad (13)$$

with p_e denoting the four momentum of the incident electron. The virtual photoproduction cross-section is given by the same formula as (11) but with A^i calculated for Q^2 different from 0.

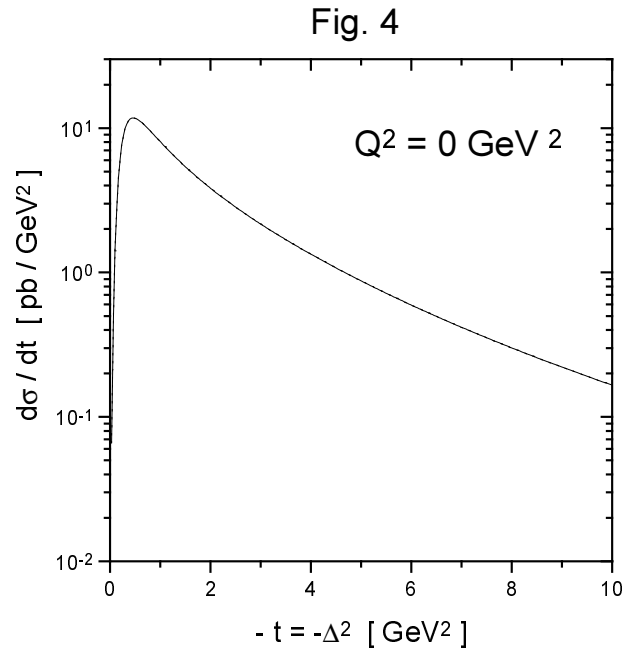


Fig.4: The differential cross-section for the process $\rho_c \rightarrow \rho_c p$ plotted as the function of the squared momentum transfer

In Fig.4 we show the photoproduction cross-section plotted as the function of t . The cross-section vanishes at $t = 0$ and has a maximum at $t \approx 0.5 \text{ GeV}^2$ where it reaches the value $\approx 11 \text{ pb GeV}^{-2}$. The photoproduction cross-section is also characterized by the relatively weak t dependence at large t where the diagram with the gluons coupling to three different quarks in a proton dominates. It should be noted that the two gluon exchange mechanism of diffractive $J = 0$ production generates strong suppression of the differential cross-section in the large- t region due to the nucleon form factor effects. This fact can be useful in experimental separation of the ρ_c mesons produced through the odderon exchange from those which are the decay products of the diffractively produced $J = 0$ mesons. The photoproduction cross-section can be fitted to the following simple form :

$$\frac{d}{dt} (\rho_c + p \rightarrow \rho_c + p) = a \frac{t^3}{[(b + t^2)(c + t^{3/2})]^2}; \quad (14)$$

Fig. 5

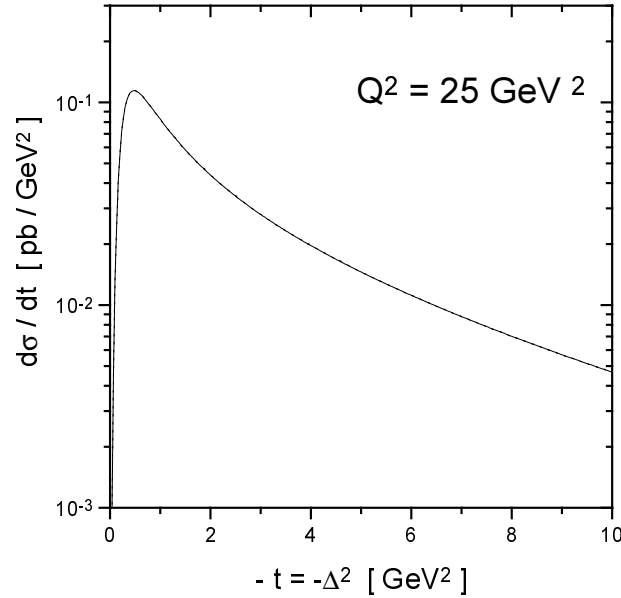


Fig.5: The differential cross-section for the process $\gamma^* p \rightarrow \gamma p$ plotted as the function of the squared momentum transfer t . The magnitude of the virtuality Q^2 of the virtual photon was set equal to 25 GeV^2

where $a = 4.4 \text{ nb GeV}^6$, $b = 0.075 \text{ GeV}^4$ and $c = 21.4 \text{ GeV}^3$. The total cross-section for the process $\gamma^* p \rightarrow \gamma_c + p$ is estimated to be equal to 11 pb .

In Fig. 5 we plot the virtual photoproduction cross-section for $Q^2 = 25 \text{ GeV}^2$. This cross-section is much smaller than the real photoproduction cross-section.

The cross-sections presented in Fig. 4 and Fig. 5 were calculated assuming the exchange of three elementary gluons. This mechanism leads to the odderon intercept α_{odd} equal to unity and so the corresponding cross-sections are independent of W^2 . Interaction between gluons can boost the odderon intercept above unity and the variational estimate gives the following bound on α_{odd} [9]:

$$\alpha_{\text{odd}} \leq 1 + 0.13(\alpha_{\text{pom}} - 1); \quad (15)$$

where α_{pom} denotes the intercept of the BFKL pomeron [4]. For the typical value of the BFKL pomeron $\alpha_{\text{pom}} = 1.5$ we get $\alpha_{\text{odd}} \leq 1.07$. We may approximately accommodate the possibility that $\alpha_{\text{odd}} > 1$ by multiplying the cross-sections (11, 12) by the W^2 dependent enhancement factor D :

$$D = x^{2(\alpha_{\text{odd}} - 1)}; \quad (16)$$

where

$$x = \frac{m_c^2 + Q^2}{W^2 + Q^2}; \quad (17)$$

Assuming that $\alpha_{\text{odd}} \leq 1.1$ we get $D \leq 4$ in the HERA kinematical range i.e. the cross-sections presented in Figs 4 and 5 can be larger by a factor equal to 4 or so. They

should also exhibit weak increase with increasing W^2 given by (16).

To summarize, we have discussed the cross-sections for the c photo- and electroproduction in the high-energy limit as possible probes of the QCD odderon. The magnitude of the total photoproduction cross-section was estimated to be equal about 11{45 pb. This cross-section should be independent of W^2 or exhibit weak increase with increasing W^2 ($(W^2)^{0.2}$ or so). The c photoproduction is not the only process which may probe the QCD odderon and the photoproduction of other cc bound states characterised by positive charge conjugation should presumably be useful as well. Theoretical analysis of these and related processes is in progress [18].

Acknowledgments

We thank Halina Abramowicz, Krzysztof Golec-Biat, Genya Levin and J.E. Olsson for illuminating discussions. We would like also to acknowledge a very useful comment from Dina Ivanov and Lech Szymanowski concerning our results. One of us (MS) thanks the Theoretical Physics Laboratory in DESY for warm hospitality. This research was partially supported by the Polish State Committee for Scientific Research (KBN) grants Nos.: 2P 03B 083 08, 2P 03B 231 08, 2P 302 076 07 and by the Volkswagen Stiftung. JC was also supported by the Polish-German Collaboration Foundation grant FW PN no.1441/LN/94.

References

- [1] L.N. Lipatov, in "Perturbative QCD", ed. A.H. Mueller, World Scientific, Singapore 1989, p. 441.
- [2] L.N. Lipatov, Proceedings of the 2nd Cracow Epiphany Conference on Proton Structure, ed. M. Jezabek and J. Kwiecinski, Acta. Phys. Poln. 26 (1996) 1245.
- [3] L.N. Lipatov, preprint DESY 96-132, hep-ph/9610276.
- [4] E.A. Kuraev, L.N. Lipatov, V.F. Fadin, Zh. Eksp. Teor. Fiz. 72 (1977) 373; Ya.Ya. Balitzkij, L.N. Lipatov, Yad. Fiz. 28 (1978) 822; J.B. Bronzan, R.L. Sugar, Phys. Rev. D 17 (1978) 585; T. Jaroszewicz, Acta. Phys. Poln. B 11 (1980) 965.
- [5] L.V. Gribov, E.M. Levin, M.G. Ryskin, Phys. Rep. 100 (1983) 1.
- [6] J. Bartels, Nucl. Phys. B 175 (1980) 365.
- [7] J. Kwiecinski, M. Praszalowicz, Phys. Lett. B 94 (1980) 413.
- [8] A. Donnachie, P.V. Landsho, Phys. Lett. B 296 (1992) 227.

- [9] P. Gauron, L.N. Lipatov, B. Nicolescu, Phys. Lett. B 304 (1993) 334; Z. Phys. C 63 (1994) 253.
- [10] A. Schafer, L. Mankiewicz, O. Nachtmann, Proceedings of the Workshop "Physics at HERA", Hamburg, October 29-30, 1991, Edited by W. Buchmüller and G. Ingelman.
- [11] M.G. Ryskin, Z. Phys. C 57 (1993) 89.
- [12] S. Brodsky et al., Phys. Rev. D 50 (1994) 3134.
- [13] I.F. Ginzburg, D.Yu. Ivanov, Nucl. Phys. (Proc. Suppl.) 25B (1991) 224; I.F. Ginzburg Yad. Fiz. 56 (1993) 45.
- [14] V.V. Barakhovskii, I.R. Zhelnitskii, A.N. Shelkovenko, Phys. Lett. B 267 (1991) 532.
- [15] T.A. Armstrong et al., Phys. Rev. D 52 (1995) 4839.
- [16] M. Fukugita, J. Kwiecinski, Phys. Lett. B 83 (1979) 119.
- [17] J.F. Gunion, D.E. Soper, Phys. Rev. D 15 (1977) 2617.
- [18] J. Czyzewski, J. Kwiecinski, L. Motyka, M. Sadzikowski (in preparation).