

## The phase diagram of the massive Gross-Neveu model, revisited

Oliver Schnetz, Michael Thies, and Konrad Ulrichs

Institut für Theoretische Physik III, Universität Erlangen-Nürnberg, D-91058 Erlangen, Germany  
(dated: March 27, 2022)

The massive Gross-Neveu model is solved in the large  $N$  limit at finite temperature and chemical potential. The phase diagram features a kink-antikink crystal phase which was missed in previous works. Translated into the framework of condensed matter physics our results generalize the bipolaron lattice in non-degenerate conducting polymers to finite temperature.

PACS numbers: 11.10.Kk, 11.10.Lm, 11.10.St

In its original form, the Gross-Neveu model [1] is a relativistic, renormalizable quantum field theory of  $N$  species of self-interacting fermions in  $1+1$  dimensions with Lagrangian

$$\mathcal{L} = \sum_{i=1}^N \bar{\psi}_i (i \not{\partial} - m_0) \psi_i + \frac{1}{2} g^2 \sum_{i=1}^N \bar{\psi}_i \psi_i^2 \quad (1)$$

The bare mass term  $m_0$  explicitly breaks the discrete chiral symmetry  $U(1)^5$  of the massless model. As far as the phase diagram is concerned, the 't Hooft limit  $N \rightarrow 1$ ,  $g^2 \rightarrow 1/N$  is most interesting since it allows one to bypass some of the limitations of low dimensions, while justifying a semi-classical approach. Interest from the particle physics side stems from the fact that the simple Lagrangian (1) shares non-trivial properties with strong interaction physics, notably asymptotic freedom, dimensional transmutation, meson and baryon bound states, chiral symmetry breaking in the vacuum as well as its restoration at high temperature and density (for a review, see e.g. [2]). It also has played some role as a testing ground for fermion algorithms on the lattice [3]. Perhaps even more surprising and less widely appreciated is the fact that Gross-Neveu type models have enjoyed considerable success in describing a variety of quasi-one-dimensional condensed matter systems, ranging from the Peierls-Frohlich model [4] over ferromagnetic superconductors [5] to conducting polymers, e.g. doped transpolyacetylene [6]. By way of example, the kink and kink-antikink baryons first derived in field theory in the chiral limit ( $m_0 = 0$ ) [7] have been important for understanding the role of solitons and polarons in electrical conductivity properties of doped polymers [6]. Likewise, one can show that baryons in the massive Gross-Neveu model ( $m_0 \neq 0$ ) are closely related to polarons and bipolarons in polymers with non-degenerate ground states, e.g. cis-polyacetylene [8, 9]. Finally, Gross-Neveu models with finite  $N$  have been found useful for describing electrons in carbon nanotubes and fullerenes [10].

The claim that a relativistic theory is relevant for condensed matter physics is at first sight very provocative [11]. A closer inspection shows that a continuum approximation to a discrete system, a (nearly) half-filled band and a linearized dispersion relation of the electrons at the Fermi surface are the crucial ingredients leading to a Dirac-type theory. The Fermi velocity plays the role of

the velocity of light and the band width the role of the UV cutoff. In some cases the correspondence is so close that results can be taken over from one field into the other. This was illustrated in [17] where we borrowed results from the theory of non-degenerate conducting polymers, in particular the bipolaron lattice, for solving the zero temperature limit of the massive Gross-Neveu model.

The Lagrangian (1) has two bare parameters,  $g^2$  and  $m_0$ . In the process of regularization and renormalization all observables can be expressed in terms of two physical parameters  $m$  and  $\mu$ . The relation to the bare quantities and the UV cutoff is given by the vacuum gap equation

$$\frac{1}{N g^2} = \frac{1}{m} + \ln \frac{\Lambda}{m}; \quad \mu = \frac{m_0}{N g^2} \frac{m}{m} \quad (2)$$

Whereas  $m$  merely provides the overall mass scale and can be set equal to 1, the renormalized fermion mass ratio (called "conformal parameter" in condensed matter physics) parameterizes different physical theories. It measures the amount of explicit chiral symmetry breaking and vanishes in the massless ( $m_0 = 0$ ) case. The phase diagram of the model (1) was proposed in 1995 [12], but recent findings showed that the result is flawed. A related problem in the massless Gross-Neveu model was pointed out and subsequently cured by us in previous works [13, 14, 15]. We will recover these findings below as special case  $\mu = 0$  of the present work.

Let us first recall the original analysis [12] which is still valid in a certain region of the phase diagram. In the large  $N$  limit, a saddle point approximation to the functional integral or, equivalently, a (thermal) Hartree-Fock approach becomes exact. One finds that the fermions condense to form a scalar potential  $S(x)$ . The authors proceed along similar lines as the 1985 work at  $\mu = 0$  [16] and tacitly assume that  $S$  is spatially constant leading to a  $(\mu; T)$ -dependent dynamical fermion mass  $M$ . This effective mass is determined via self-consistency by the thermal expectation value of the fermion condensate,

$$M = m_0 - N g^2 \langle \bar{\psi} \psi \rangle_{\text{th}} \quad (3)$$

For a translationally invariant system, this in turn is tantamount to minimizing the renormalized grand canonical

potential density

$$= \frac{M^2}{2} \ln M \frac{1}{2} + \frac{M^2}{2} \frac{M}{M} \quad (4)$$

$$= \frac{1}{2} \int_0^{\infty} dq \ln \frac{1}{1 + e^{-(E - \mu)}} \frac{1}{1 + e^{-(E + \mu)}}$$

( $m = 1; E = \sqrt{q^2 + M^2}$ ) with respect to  $M$ . Depending on the parameters ( $\mu; T$ ), there may be one or two local minima with the possibility of a first order phase transition. The phase diagram depending on  $\mu; T$  is plotted in Fig. 1. In the chiral limit ( $\mu = 0$ ), the mass

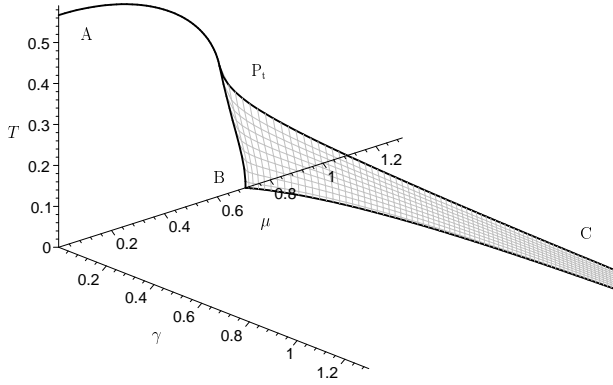


FIG. 1: Phase diagram of the massive Gross-Neveu model as a function of  $\mu; T$ , (incorrectly) assuming unbroken translational invariance. The various phase boundaries are explained in the main text.

sive phase at low ( $\mu; T$ ) is separated from the chirally restored, massless phase at high ( $\mu; T$ ) by a critical line ( $AP_tB$ ) [16]. The upper part of this line ( $AP_t$ ) is 2nd order, the lower part ( $P_tB$ ) is 1st order, with a tricritical point  $P_t$  separating the two. As the parameter  $\mu$  is switched on, the 2nd order line disappears in favour of a cross-over where the fermion mass changes rapidly, but smoothly. The 1st order line on the other hand survives, ending at a critical point. If plotted against  $\gamma$ , these critical points lie on the third curve ( $P_tC$ ) emanating from the tricritical point shown in Fig. 1. For  $\mu > 0$  the effective fermion mass  $M$  is different from zero everywhere. If one crosses the shaded critical "sheet" in Fig. 1, the mass changes discontinuously, dropping with increasing chemical potential. More details on the thermodynamic implications of such a phase diagram are given in [12].

In the meantime, evidence has accumulated that this picture cannot be correct. This has so far only been clarified in the two coordinate planes  $\mu = 0$  [15] and  $T = 0$  [17] of Fig. 1, and we propose to complete the phase diagram here. Briefly, what has been missing is a proper treatment of the baryons which can give rise to a kink-antikink crystal phase in certain regions of temperature and chemical potential. Actually, this phenomenon has been known in condensed matter physics for a long time: It reflects the Peierls instability, a general phenomenon in one-dimensional systems. In order to lower the energy

or the thermodynamic potential, a periodic modulation of the lattice is induced, thereby opening a gap at the Fermi surface. In the relativistic Gross-Neveu model it turns out that the scalar condensate  $\bar{\psi}\psi$  (the "field") plays the role of the ion displacement.

To incorporate this kind of physics into the Gross-Neveu model, one has to solve the Dirac equation self-consistently (including the negative energy sea) with a spatially varying, periodic scalar potential  $S(x)$ , in general a highly non-trivial task even in one space dimension. Fortunately, in the special cases considered so far (namely  $\mu = 0$  and  $T = 0$ ), this has turned out to be exactly feasible due to a number of lucky circumstances. The self-consistent potentials are such that the Dirac equation can be mapped onto a 2nd order Schrodinger type equation with the Lamé potential of order 1. The single particle eigenfunctions are known in terms of theta functions. This enables one to perform an exact calculation of both the ground state and the phase diagram, including an analytical proof of self-consistency. At  $\mu = 0$ , such a calculation was done independently in condensed matter physics [4] and relativistic field theory [15]. During the last two decades, interest in non-degenerate conducting polymers has fostered a lot of theoretical work on the polymer side. As a result, analytical bipolaron lattice solutions at zero temperature were found by several groups [18, 19, 20, 21, 22]. We have recently shown that the  $x$ -dependent gap parameter of the bipolaron lattice is adequate for solving the  $T = 0$ , massive Gross-Neveu model [17].

We have extended this calculation to finite temperature and again found exact self-consistency. We can therefore now present a revised phase diagram in the 3-dimensional ( $\mu; T; \gamma$ )-space which supersedes the old, translationally invariant phase diagram of Fig. 1. Whereas the solution demands some mathematics (similar but more complex than the  $\mu = 0$  solution presented in [15]) the outcome can be visualized in a single graph. This made us decide to present in this Letter our main results without derivation. The detailed formalism and further results on the revised thermodynamics of the massive Gross-Neveu model will be given elsewhere.

The crucial observation is that the scalar potential at  $T \neq 0$  has the same general functional form as at  $T = 0$ . It can be written in terms of three parameters  $A; b;$  and Jacobi elliptic functions of the modulus  $k$  (suppressed here) as

$$S(x) = A \left[ 2 \operatorname{sn} b \operatorname{sn} A x \operatorname{sn}(A x + b) + \frac{\operatorname{cn} b \operatorname{dn} b}{\operatorname{sn} b} \right] \quad (5)$$

This form equals the more complicated expression employed in the literature on the bipolaron lattice and in our  $T = 0$  paper [17]. As mentioned above, the Dirac equation with potential (5) is equivalent to the single gap Lamé equation. Using the known spectrum and density of states of the Lamé potential, one can construct the grand canonical potential and minimize it with respect to ( $A; b; k$ ). Due to the specific structure of the equations

obtained, it is possible to reduce the solution to basically solving a transcendental equation in one variable containing a one-dimensional numerical integration. The proof of the self-consistency condition which replaces Eq. (3),

$$S(x) = m_0 - N g^2 h - i_{th}; \quad (6)$$

establishes that the minimum of the grand canonical po-

tential is an exact solution of the large  $N$  Gross-Neveu model. Comparison with the translationally invariant solution shows that the crystal is thermodynamically favourable whenever it exists.

We now turn to the results, focussing on the phase boundaries as depicted in Fig. 2.

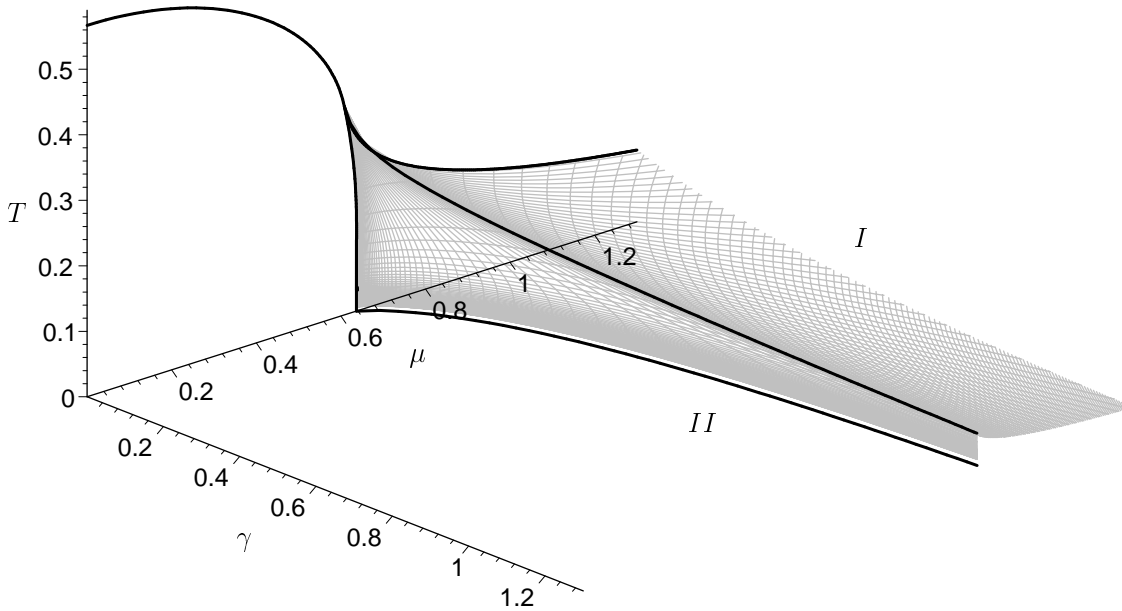


FIG. 2: Revised phase diagram of the massive Gross-Neveu model. The shaded surfaces I; II separate the kink-antikink crystal from a massive Fermi gas and correspond to 2nd order phase transitions.

In the  $\gamma = 0$  plane, the result for the revised phase diagram including the kink-antikink crystal is known [15]: The 2nd order line ( $P_t C$ ) of the old phase diagram is unaffected. The 1st order line ( $P_t B$ ) of Fig. 1 is replaced by two 2nd order lines delimiting the kink-antikink crystal phase. The tricritical point is turned into another kind of multicritical point at the same  $(\mu; T)$  values. As we turn on  $\gamma$ , the second order line separating massive ( $M > 0$ ) and massless ( $M = 0$ ) phases disappears as a consequence of the explicit breaking of chiral symmetry. The crystal phase survives at all values of  $\gamma$ , but is confined to decreasing temperatures with increasing  $\gamma$ . For fixed  $\gamma$ , it is bounded by two 2nd order lines joining in a cusp. The cusp coincides with the critical point of the old phase diagram but has a significantly different character. The crystal phase exists and is thermodynamically stable inside the tent-like structure formed out of two sheets denoted as I and II. These sheets are de-

ned by  $\mu = 0$  (I) and  $\mu = 1$  (II), respectively. The line where they join corresponds to  $b = 0$  and coincides with line ( $P_t C$ ) in Fig. 1. The baseline of sheet II in the  $(\mu; \gamma)$ -plane has a simple physical interpretation: It reflects the  $\gamma$ -dependence of the baryon mass in the massive Gross-Neveu model, or equivalently the critical chemical potential at  $T = 0$ . The chiral limit  $m \rightarrow 0$  can be identified with  $b \rightarrow K(\gamma)$ . In this way, one can recover the simpler 2-parameter ansatz for the self-consistent potential used in [15] from the 3-parameter ansatz Eq. (5).

In order to further illustrate the nature of the phase transitions between inhomogeneous and homogeneous phases, let us remark that outside the tent the scalar potential is  $x$ -independent, i.e. a dynamical mass. If one crosses the tent from side I to side II on some curve, the parameter  $\mu$  varies continuously from 0 to 1. By way of example consider the straight line  $\gamma = 0.5; T = 0.05$  which pierces sheet I at  $\mu = 1.1$  and sheet II at  $\mu = 0.85$ .

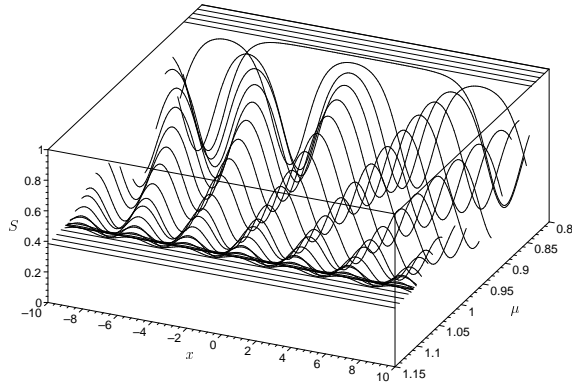


FIG. 3: Evolution of self-consistent  $S(x)$  as one crosses the crystal region on a straight path. As  $\mu$  decreases from 1.1 to 0.85, the elliptic modulus varies between 0 and 1.

Just outside of the crystal phase, the dynamical mass values we find are 0.4 (I) and 1.0 (II). According to the old phase diagram, the mass jumps suddenly from 0.54 to 1.0 upon crossing the first order sheet at  $\mu = 0.87$ . By contrast, Fig. 3 shows the continuous evolution of  $S(x)$  in the

exact calculation. At  $\mu = 0$ , an instability occurs with respect to oscillations of a finite wavenumber. As  $\mu$  increases, the amplitude of these oscillations become larger whereas the period first grows rather modestly. When  $\mu$  approaches the value 1 the period grows rapidly and, save for small details representing widely spaced baryons,  $S(x)$  reaches a constant value connecting to the translationally invariant phase. At  $\mu = 1$  the system is unstable against single baryon formation. This subtle interpolation of  $S(x)$  between two constants caused by the Peierls instability is only crudely modeled by the translationally invariant scenario.

Concluding, we find it gratifying that the simple Lagrangian (1) gives rise to such a rich phase diagram. We emphasize that we would not have been able to solve this problem without the works on the bipolaron lattice in conducting polymers. We hope that our extension to finite temperature will in turn lead to new results in condensed matter systems.

We should like to thank Wolfgang Hauser for helpful conversations on one-dimensional condensed matter physics.

- 
- [1] D. J. Gross and A. Neveu, Phys. Rev. D 10, 3235 (1974).
  - [2] V. Schon and M. Thies, in: At the frontier of particle physics: Handbook of QCD, Boris Ioffe Festschrift, ed. by M. Shifman, Vol. 3, ch. 33, p. 1945, World Scientific, Singapore (2001).
  - [3] T. Izubuchi and K. Nagai, Phys. Rev. D 61, 094501 (2000).
  - [4] J. Mertsching and H. J. Fischbeck, Phys. Stat. Sol. (b) 103, 783 (1981).
  - [5] K. Machida and H. Nakanishi, Phys. Rev. B 30, 122 (1984).
  - [6] H. Takayama, Y. R. Lin-Liu and K. Maki, Phys. Rev. B 21, 2388 (1980).
  - [7] R. F. Dashen, B. Hasslacher and A. Neveu, Phys. Rev. D 12, 2443 (1975).
  - [8] A. Brazovskii and N. N. Kirova, JETP Lett. 33, 4 (1981).
  - [9] M. Thies and K. Ulrichs, Phys. Rev. D 71, 105008 (2005).
  - [10] H.-H. Lin, L. Balents and M. P. A. Fisher, Phys. Rev. B 58, 1794 (1998).
  - [11] D. K. Campbell, Synth. Metals 125, 117 (2002).
  - [12] A. Barducci, R. Casalbuoni, M. Modugno and G. Pettini, Phys. Rev. D 51, 3042 (1995).
  - [13] M. Thies and K. Ulrichs, Phys. Rev. D 67, 125015 (2003).
  - [14] M. Thies, Phys. Rev. D 69, 067703 (2004).
  - [15] O. Schnetz, M. Thies and K. Ulrichs, Ann. Phys. 314, 425 (2004).
  - [16] U. Wol, Phys. Lett. B 157, 303 (1985).
  - [17] M. Thies and K. Ulrichs, hep-th/0505024
  - [18] S. A. Brazovskii, N. N. Kirova and S. I. Matveenko, Sov. Phys. JETP 59, 434 (1984).
  - [19] A. Saxena and J. D. Gunton, Phys. Rev. B 38, 8459 (1988).
  - [20] A. Saxena and W. Cao, Phys. Rev. B 38, 7664 (1988).
  - [21] A. Saxena and A. R. Bishop, Phys. Rev. A 44, R2251 (1991).
  - [22] P. S. Davis, A. Saxena, and D. L. Smith, Phys. Rev. B 53, 4823 (1996).