

A classification of generalized quantum statistics associated with the exceptional Lie (super)algebras

N.I. Stoilova[†] and J. Van der Jeugt

Department of Applied Mathematics and Computer Science,
University of Ghent, Krijgslaan 281-S9, B-9000 Gent, Belgium.
E-mails: Neli.Stoilova@UGent.be, Joris.VanderJeugt@UGent.be.

Abstract

Generalized quantum statistics (GQS) associated to a Lie algebra or Lie superalgebra extends the notion of para-Bose or para-Fermi statistics. Such GQS have been classified for all classical simple Lie algebras and basic classical Lie superalgebras. In the current paper we finalize this classification for all exceptional Lie algebras and superalgebras. Since the definition of GQS is closely related to a certain \mathbb{Z} -grading of the Lie (super)algebra G , our classification reproduces some known \mathbb{Z} -gradings of exceptional Lie algebras. For exceptional Lie superalgebras such a classification of \mathbb{Z} -gradings has not been given before.

Running title: Classification for exceptional Lie (super)algebras

PACS: 02.20.+b, 03.65.Fd, 05.30-d.

arXiv:math-ph/0611085v1 30 Nov 2006

[†]Permanent address: Institute for Nuclear Research and Nuclear Energy, Boul. Tsarigradsko Chaussee 72, 1784 Sofia, Bulgaria

I Introduction

More than 50 years ago, Green [1] extended the notions of Bose and Fermi statistics to introduce so-called para-Bose and para-Fermi statistics. In para-statistics, the defining relations between operators which are (bilinear) commutators or anti-commutators for bosons and fermions are replaced by certain trilinear or triple relations. Both for para-Bose and para-Fermi statistics, the defining relations can be understood in terms of a Lie algebra or Lie superalgebra. For example, the Lie algebra generated by $2n$ elements F_i^ξ ($\xi = \pm$, $i = 1, \dots, n$) subject to the para-Fermi defining relations is $B_n = so(2n+1)$ [2], and the Lie superalgebra generated by $2n$ odd elements B_i^ξ ($\xi = \pm$, $i = 1, \dots, n$) subject to the para-Bose defining relations is the orthosymplectic Lie superalgebra $B(0|n) = osp(1|2n)$ [3].

The examples of para-statistics [1, 4] inspired others to consider the notion of “generalized quantum statistics” (GQS) associated to different classes of Lie algebras or superalgebras. In particular, Palev [5]-[13] developed some of these extensions. Using his examples and inspired by his definition of creation and annihilation operators in [9], a mathematical definition of “generalized quantum statistics” was given in [14], followed by a complete classification of all classes of generalized quantum statistics for the classical Lie algebras A_n , B_n , C_n and D_n [14]. In a second paper [15], this definition was given for the case of Lie superalgebras, and a complete classification of all GQS for the basic classical Lie superalgebras $A(m|n) = sl(m+1|n+1)$, $B(m|n) = osp(2m+1|2n)$, $C(n) = osp(2|2n-2)$ and $D(m|n) = osp(2m|2n)$ was obtained [15]. In the present paper, we complete this classification by giving all GQS associated to the exceptional Lie algebras G_2 , F_4 , E_6 , E_7 , E_8 and to the exceptional Lie superalgebras $G(3)$, $F(4)$, $D(2, 1; \alpha)$.

From the mathematical point of view, a GQS associated to a Lie (super)algebra G is closely related to giving a certain \mathbb{Z} -grading of G of the type $G = G_{-2} \oplus G_{-1} \oplus G_0 \oplus G_{+1} \oplus G_{+2}$. Such a \mathbb{Z} -grading is said to be of length 5 if $G_{\pm 2} \neq 0$; if $G_{\pm 2} = 0$, but $G_{\pm 1} \neq 0$, then the \mathbb{Z} -grading is of length 3. These \mathbb{Z} -gradings also imply that one is dealing with Lie triple systems (in the case of Lie algebras, see [16]), or with Lie supertriple systems (in the case of Lie superalgebras, see [17]). Such triple systems have also been referred to as “(super)ternary algebras”, see [18]. In this last paper, interesting examples and explicit constructions of ternary algebras are given for many simple Lie algebras and Lie superalgebras. And in section VII of [18] one notes: “It would be interesting to embark on a complete classification of ternary algebras and superternary algebras and provide a list of all possible constructions of a given Lie (super)algebra from (super)ternary algebras.” As we shall see, the results of [14] and [15] together with those of the present paper, provide such a complete classification.

We shall now recall the definition of a GQS, as given in [14] and [15], and also briefly outline the classification method that will be followed. This definition refers to the defining generators of G as “creation and annihilation operators (CAOs) for G ”.

Let G be a Lie algebra or a basic Lie superalgebra, with bracket $\llbracket x, y \rrbracket$, where (in $U(G)$)

$$\llbracket x, y \rrbracket = xy - (-1)^{\deg(x)\deg(y)}yx,$$

if x and y are homogeneous (for a Lie algebra, all elements are even and have degree 0; for a Lie superalgebra, homogeneous elements are even or odd, having degree 0 or 1). The following definition was given in [14] and [15]:

Definition 1 *Let G be a Lie algebra or a basic Lie superalgebra, with antilinear anti-involutive mapping ω . A set of $2N$ root vectors x_i^\pm ($i = 1, \dots, N$) is called a set of creation*

and annihilation operators for G if:

- $\omega(x_i^\pm) = x_i^\mp$,
- $G = G_{-2} \oplus G_{-1} \oplus G_0 \oplus G_{+1} \oplus G_{+2}$ is a \mathbb{Z} -grading of G , with $G_{\pm 1} = \text{span}\{x_i^\pm, i = 1, \dots, N\}$ and $G_{j+k} = \llbracket G_j, G_k \rrbracket$.

The algebraic relations \mathcal{R} satisfied by the operators x_i^\pm are the relations of a generalized quantum statistics (GQS) associated with G .

For a motivation of this definition, see [14, 15], where we also noted [15] that this is a *mathematical* generalization of quantum statistics (in order to have a quantum statistics in the physical sense, one should take into account additional requirements for the CAO's).

A consequence of this definition is that G is generated by G_{-1} and G_{+1} , i.e. by the set of CAOs, and since $G_{j+k} = \llbracket G_j, G_k \rrbracket$, it follows that

$$G = \text{span}\{x_i^\xi, \llbracket x_i^\xi, x_j^\eta \rrbracket; \quad i, j = 1, \dots, N, \xi, \eta = \pm\}. \quad (1.1)$$

This implies that it is necessary and sufficient to give all relations of the following type:

- (R1) The set of all linear relations between the elements $\llbracket x_i^\xi, x_j^\eta \rrbracket$ ($\xi, \eta = \pm, i, j = 1, \dots, N$).
- (R2) The set of all triple relations of the form $\llbracket \llbracket x_i^\xi, x_j^\eta \rrbracket, x_k^\zeta \rrbracket =$ linear combination of x_l^θ .

So \mathcal{R} consists of a set of quadratic relations and a set of triple relations.

The second condition in Definition 1 implies that G_0 itself is a subalgebra of G spanned by root vectors of G . So G_0 is a regular subalgebra containing the Cartan subalgebra H of G . By the adjoint action, the remaining G_i 's are G_0 -modules. This has led to the following technique in order to obtain a complete classification of all GQS associated with G [14, 15]:

1. Determine all regular subalgebras G_0 of G . If not yet contained in G_0 , replace G_0 by $G_0 + H$.
2. For each regular subalgebra G_0 , determine the decomposition of G into simple G_0 -modules g_k ($k = 1, 2, \dots$).
3. Investigate whether there exists a \mathbb{Z} -grading of G of the form

$$G = G_{-2} \oplus G_{-1} \oplus G_0 \oplus G_{+1} \oplus G_{+2}, \quad (1.2)$$

where each G_i is either directly a module g_k or else a sum of such modules $g_1 \oplus g_2 \oplus \dots$, such that $\omega(G_{+i}) = G_{-i}$.

To find regular subalgebras one can use the method of deleting nodes from (extended) Dynkin diagrams [19, 20]. The second stage is straightforward by means of representation theoretical techniques. The third stage requires most of the work: one must try out all possible combinations of the G_0 -modules g_k , and see whether it is possible to obtain a grading of the type (1.2). In this process, if one of the simple G_0 -modules g_k is such that $\omega(g_k) = g_k$, then it follows that this module should be part of G_0 . In other words, such a case reduces essentially to another case with a larger regular subalgebra.

In the following sections we shall give a summary of the classification process for exceptional Lie algebras and superalgebras.

II The Lie algebras G_2 and F_4

The Lie algebra G_2 of rank 2 has dimension 14. In terms of the orthonormal vectors $\epsilon_1, \epsilon_2, \epsilon_3$ such that $\epsilon_1 + \epsilon_2 + \epsilon_3 = 0$, the root system is given by

$$\Delta = \{\epsilon_i - \epsilon_j, \epsilon_i + \epsilon_j - 2\epsilon_k \ (1 \leq i \neq j \neq k \leq 3)\}. \quad (2.1)$$

The simple root system is

$$\Pi = \{\alpha_1 = \epsilon_2 + \epsilon_3 - 2\epsilon_1, \alpha_2 = \epsilon_1 - \epsilon_2\} \quad (2.2)$$

and the corresponding Dynkin diagram and extended Dynkin diagram are given in Table 1. For G_2 and F_4 we follow the labeling and root systems given in most of the textbooks, see e.g. [21, 22].

The process described in the previous section, deleting nodes from the (extended) Dynkin diagram, leads to the following results.

Step 1. Delete node 1 from the Dynkin diagram. The corresponding diagram is the Dynkin diagram of $G_0 = sl(2)$. In this case, there are four G_0 -modules and there exists a \mathbb{Z} -grading of length 5 with G_{-1} and G_{-2} chosen as follows (we give here the roots of the corresponding root vectors spanning G_i):

$$G_{-1} \rightarrow \{\epsilon_1 - \epsilon_3, \epsilon_2 - \epsilon_3, -\epsilon_2 - \epsilon_3 + 2\epsilon_1, -\epsilon_1 - \epsilon_3 + 2\epsilon_2\}; \quad (2.3)$$

$$G_{-2} \rightarrow \{\epsilon_1 + \epsilon_2 - 2\epsilon_3\}. \quad (2.4)$$

None of the other ways of deleting nodes from the Dynkin diagram or its extension lead to any other results. So the classification leads to only one GQS, or in other words to one gradings of the type (1.2) of length 5.

Let us next consider the Lie algebra F_4 , of rank 4 and dimension 52. In terms of the orthonormal vectors $\epsilon_1, \epsilon_2, \epsilon_3, \epsilon_4$ the root system is given by

$$\Delta = \{\pm\epsilon_i \pm \epsilon_j \ (1 \leq i \neq j \leq 4); \pm\epsilon_j \ (1 \leq j \leq 4); \frac{1}{2}(\pm\epsilon_1 \pm \epsilon_2 \pm \epsilon_3 \pm \epsilon_4)\}. \quad (2.5)$$

The simple root system is

$$\Pi = \{\alpha_1 = \epsilon_2 - \epsilon_3, \alpha_2 = \epsilon_3 - \epsilon_4, \alpha_3 = \epsilon_4, \alpha_4 = \frac{1}{2}(\epsilon_1 - \epsilon_2 - \epsilon_3 - \epsilon_4)\} \quad (2.6)$$

and the corresponding Dynkin diagram and the extended Dynkin diagram are given in Table 1. We consider now the various ways of deleting nodes from these diagrams, and investigate whether they give rise to \mathbb{Z} -gradings of the type (1.2).

Step 1. Delete node 1 from the Dynkin diagram. The corresponding diagram is the Dynkin diagram of $C_3 = sp(6)$, so $G_0 = H + C_3$. In this case, there are four G_0 -modules and

$$F_4 = G_{-2} \oplus G_{-1} \oplus G_0 \oplus G_{+1} \oplus G_{+2}.$$

The corresponding roots of the root vectors belonging to G_{-1} and G_{-2} can be chosen as follows:

$$G_{-1} \rightarrow \{\epsilon_1, \epsilon_2, \epsilon_1 + \epsilon_3, \epsilon_1 + \epsilon_4, \epsilon_1 - \epsilon_3, \epsilon_1 - \epsilon_4, \epsilon_2 + \epsilon_3, \epsilon_2 + \epsilon_4, \epsilon_2 - \epsilon_3, \epsilon_2 - \epsilon_4, \frac{1}{2}(\epsilon_1 + \epsilon_2 + \epsilon_3 + \epsilon_4), \frac{1}{2}(\epsilon_1 + \epsilon_2 + \epsilon_3 - \epsilon_4), \frac{1}{2}(\epsilon_1 + \epsilon_2 - \epsilon_3 + \epsilon_4), \frac{1}{2}(\epsilon_1 + \epsilon_2 - \epsilon_3 - \epsilon_4)\},$$

$$G_{-2} \rightarrow \{\epsilon_1 + \epsilon_2\}.$$

Step 2. Delete node 2 or 3 from the Dynkin diagram. The corresponding diagram is the Dynkin diagram of $G_0 = H + sl(2) \oplus sl(3)$. In this case, there are six G_0 -modules but there exists no \mathbb{Z} -grading with the required properties.

Step 3. Delete node 4 from the Dynkin diagram. The corresponding diagram is the Dynkin diagram of $B_3 = so(7)$, so $G_0 = H + B_3$. In this case, there are four G_0 -modules and

$$F_4 = G_{-2} \oplus G_{-1} \oplus G_0 \oplus G_{+1} \oplus G_{+2}.$$

G_{-1} and G_{-2} are determined by:

$$G_{-1} \rightarrow \left\{ \frac{1}{2}(\epsilon_1 + \epsilon_2 + \epsilon_3 + \epsilon_4), \frac{1}{2}(\epsilon_1 + \epsilon_2 + \epsilon_3 - \epsilon_4), \frac{1}{2}(\epsilon_1 - \epsilon_2 - \epsilon_3 + \epsilon_4), \frac{1}{2}(\epsilon_1 - \epsilon_2 + \epsilon_3 - \epsilon_4), \right. \\ \left. \frac{1}{2}(\epsilon_1 + \epsilon_2 - \epsilon_3 - \epsilon_4), \frac{1}{2}(\epsilon_1 - \epsilon_2 + \epsilon_3 + \epsilon_4), \frac{1}{2}(\epsilon_1 + \epsilon_2 - \epsilon_3 + \epsilon_4) \right\}, \frac{1}{2}(\epsilon_1 - \epsilon_2 - \epsilon_3 - \epsilon_4) \},$$

$$G_{-2} \rightarrow \{ \epsilon_1, \epsilon_1 + \epsilon_2, \epsilon_1 + \epsilon_3, \epsilon_1 + \epsilon_4, \epsilon_1 - \epsilon_2, \epsilon_1 - \epsilon_3, \epsilon_1 - \epsilon_4 \}.$$

Step 4. If we delete two or more nodes from the Dynkin diagram, the resulting \mathbb{Z} -gradings of F_4 are no longer of the form $F_4 = G_{-2} \oplus G_{-1} \oplus G_0 \oplus G_{+1} \oplus G_{+2}$.

Step 5. Next, we move on to the extended Dynkin diagram of F_4 . If we delete one node from the extended Dynkin diagram, the resulting \mathbb{Z} -gradings of F_4 are no longer of the form $F_4 = G_{-2} \oplus G_{-1} \oplus G_0 \oplus G_{+1} \oplus G_{+2}$.

Step 6. Delete nodes 3 and 4 from the extended Dynkin diagram. The remaining diagram is that of $\tilde{G}_0 = sl(4)$. There are nine \tilde{G}_0 -modules g_k , one of which is invariant under ω (say g_1). Then one must set $G_0 = H + \tilde{G}_0 + g_1$, and one finds $G_0 = H + B_3$. Now there are four G_0 -modules and the considered case is isomorphic to that of step 3.

In all other cases when we delete two adjacent nodes from the extended Dynkin diagram there exists no \mathbb{Z} -grading with the required properties.

Step 7. Delete nodes 1 and 3 from the extended Dynkin diagram. The remaining diagram is that of $\tilde{G}_0 = sl(2) \oplus sl(2) \oplus sl(2)$. There are nine \tilde{G}_0 -modules g_k , one of which is invariant under ω (say g_1). Then one must set $G_0 = H + \tilde{G}_0 + g_1$, and one finds $G_0 = H + B_3$. Now there are four G_0 -modules and again the considered case is isomorphic to that of step 3.

Step 8. Delete nodes 1 and 4 from the extended Dynkin diagram. The remaining diagram is that of $\tilde{G}_0 = sl(2) \oplus B_2$. There are seven \tilde{G}_0 -modules g_k , one of which is invariant under ω (say g_1). Then one must set $G_0 = H + \tilde{G}_0 + g_1$, and one finds $G_0 = H + C_3$. Now there are four G_0 -modules and the considered case is isomorphic to that of step 1.

In all other cases when we delete two nonadjacent nodes from the extended Dynkin diagram there exists no \mathbb{Z} -grading with the required properties.

Step 9. If we delete three or more nodes from the extended Dynkin diagram, the corresponding \mathbb{Z} -gradings of F_4 have no longer the required properties.

In the case of F_4 , we have explicitly spelled out all the steps of the classification process, yielding finally only two different contributions to our classification (from step 1 and step 3). This is essentially to show that we have completed the whole classification work. In the following sections, we shall no longer present the steps that reduce to one of the earlier found contributions, but only present and describe the steps yielding new results.

III The Lie algebra E_6

For the remaining exceptional Lie algebras E_6 , E_7 and E_8 , our labeling of simple roots is again the usual one. But our choice of (simple) roots in terms of vectors ϵ_i is slightly different. For E_8 , our choice is essentially the same as in [22, Table 1], except that we work with an independent basis ϵ_i in \mathbb{R}^8 (and not a redundant basis in \mathbb{R}^9). The roots for E_8 are the same as in [21] (but in this last textbook the choice of simple roots is different). For E_7 and E_6 it is convenient for us to take the same root space as for E_8 . The simple roots of E_7 are then those of E_8 with the first one deleted, and the simple roots of E_6 are then those of E_7 with the first one deleted.

The Lie algebra E_6 of rank 6 has dimension 78. We will use the following root system of E_6 . Consider the 8-dimensional real vector space \mathbb{R}^8 with orthonormal basis vectors ϵ_i ($i = 1, \dots, 8$). The roots of E_6 are elements of the 6-dimensional subspace V of \mathbb{R}^8 consisting of those elements $\sum_{i=1}^8 c_i \epsilon_i$ with $c_1 + c_2 = 0$ and $\sum_{i=3}^8 c_i = 0$. A set of simple roots of E_6 is then given by the elements

$$\alpha_i = \epsilon_{i+2} - \epsilon_{i+3} \quad (i = 1, \dots, 5), \quad \alpha_6 = \frac{1}{2}(\epsilon_1 - \epsilon_2 - \epsilon_3 - \epsilon_4 - \epsilon_5 + \epsilon_6 + \epsilon_7 + \epsilon_8). \quad (3.1)$$

All 72 nonzero roots are given by

$$\begin{aligned} & \pm(\epsilon_i - \epsilon_j), \quad (1 \leq i \neq j \leq 2 \text{ or } 3 \leq i \neq j \leq 8) \\ & \frac{1}{2} \left(\sum_{i=1}^8 (-1)^{a_i} \epsilon_i \right), \quad (a_i \in \{0, 1\}; \sum_{i=1}^2 a_i = 1, \sum_{i=3}^8 a_i = 3). \end{aligned} \quad (3.2)$$

The corresponding Dynkin diagram and the extended Dynkin diagram are given in Table 1.

Step 1. Delete node 1 from the Dynkin diagram. The corresponding diagram is the Dynkin diagram of $D_5 = so(10)$, so $G_0 = H + D_5$. In this case, there are two G_0 -modules and

$$E_6 = G_{-1} \oplus G_0 \oplus G_{+1}.$$

G_{-1} itself is determined by:

$$\begin{aligned} G_{-1} \rightarrow & \{ \epsilon_1 - \epsilon_2; \epsilon_3 - \epsilon_i \quad (4 \leq i \leq 8); \\ & \frac{1}{2}(\epsilon_1 - \epsilon_2 + \epsilon_3 + \sum_{i=4}^8 (-1)^{a_i} \epsilon_i) \quad (a_i \in \{0, 1\}, \sum_{i=4}^8 a_i = 3) \}. \end{aligned}$$

It is easy to see that $\dim G_{-1} = 16$.

Step 2. Delete node 2 from the Dynkin diagram. The corresponding diagram is the Dynkin diagram of $sl(2) \oplus sl(5)$, so $G_0 = H + sl(2) \oplus sl(5)$. In this case, there are four G_0 -modules and

$$E_6 = G_{-2} \oplus G_{-1} \oplus G_0 \oplus G_{+1} \oplus G_{+2}.$$

G_{-1} and G_{-2} are determined by:

$$G_{-1} \rightarrow \{ \epsilon_3 - \epsilon_i, \epsilon_4 - \epsilon_i \quad (5 \leq i \leq 8);$$

$$\begin{aligned}
& \frac{1}{2}(\epsilon_1 - \epsilon_2 + \epsilon_3 - \epsilon_4 + \sum_{i=5}^8 (-1)^{a_i} \epsilon_i) \quad (a_i \in \{0, 1\}, \sum_{i=5}^8 a_i = 2); \\
& \frac{1}{2}(\epsilon_1 - \epsilon_2 - \epsilon_3 + \epsilon_4 + \sum_{i=5}^8 (-1)^{a_i} \epsilon_i) \quad (a_i \in \{0, 1\}, \sum_{i=5}^8 a_i = 2)\}; \\
G_{-2} & \rightarrow \{\epsilon_1 - \epsilon_2; \\
& \frac{1}{2}(\epsilon_1 - \epsilon_2 + \epsilon_3 + \epsilon_4 + \sum_{i=5}^8 (-1)^{a_i} \epsilon_i) \quad (a_i \in \{0, 1\}, \sum_{i=5}^8 a_i = 3)\}.
\end{aligned}$$

So $\dim G_{-1} = 20$ and $\dim G_{-2} = 5$.

Step 3. Delete node 6 from the Dynkin diagram. The corresponding diagram is the Dynkin diagram of $sl(6)$, so $G_0 = H + sl(6)$. In this case, there are again four G_0 -modules,

$$E_6 = G_{-2} \oplus G_{-1} \oplus G_0 \oplus G_{+1} \oplus G_{+2},$$

and G_{-1} and G_{-2} are determined by:

$$\begin{aligned}
G_{-1} & \rightarrow \left\{ \frac{1}{2}(\epsilon_1 - \epsilon_2 + \sum_{i=3}^8 (-1)^{a_i} \epsilon_i) \quad (a_i \in \{0, 1\}, \sum_{i=3}^8 a_i = 3) \right\}; \\
G_{-2} & \rightarrow \{\epsilon_1 - \epsilon_2\}.
\end{aligned}$$

In this case $\dim G_{-1} = 20$ and $\dim G_{-2} = 1$.

Step 4. Delete nodes 1 and 5 from the Dynkin diagram. The corresponding diagram is the Dynkin diagram of $D_4 = so(8)$, so $G_0 = H + so(8)$. In this case, there are six G_0 -modules, but there is only one way in which these G_0 -modules can be combined so as to lead to a grading of the form

$$E_6 = G_{-2} \oplus G_{-1} \oplus G_0 \oplus G_{+1} \oplus G_{+2}.$$

Now G_{-1} and G_{-2} are determined by:

$$\begin{aligned}
G_{-1} & \rightarrow \{\epsilon_3 - \epsilon_i, \epsilon_i - \epsilon_8 \quad (4 \leq i \leq 7); \\
& \frac{1}{2}(\epsilon_1 - \epsilon_2 + \epsilon_3 + \epsilon_8 + \sum_{i=4}^7 (-1)^{a_i} \epsilon_i) \quad (a_i \in \{0, 1\}, \sum_{i=4}^7 a_i = 3); \\
& \frac{1}{2}(\epsilon_1 - \epsilon_2 - \epsilon_3 - \epsilon_8 + \sum_{i=4}^7 (-1)^{a_i} \epsilon_i) \quad (a_i \in \{0, 1\}, \sum_{i=4}^7 a_i = 1)\}; \\
G_{-2} & \rightarrow \{\epsilon_1 - \epsilon_2, \epsilon_3 - \epsilon_8; \\
& \frac{1}{2}(\epsilon_1 - \epsilon_2 + \epsilon_3 - \epsilon_8 + \sum_{i=4}^7 (-1)^{a_i} \epsilon_i) \quad (a_i \in \{0, 1\}, \sum_{i=4}^7 a_i = 2)\}.
\end{aligned}$$

Now $\dim G_{-1} = 16$ and $\dim G_{-2} = 8$.

All other cases corresponding to the deletion of one, two or more nodes from the Dynkin diagram give either cases isomorphic to Steps 1-4 or the corresponding \mathbb{Z} -gradings of E_6 have no longer the required properties. Also the analysis starting from the extended Dynkin diagram yields no new cases. So the above four cases complete the classification for E_6 .

IV The Lie algebra E_7

The roots of E_7 can also be described in the space \mathbb{R}^8 . They are elements of the 7-dimensional subspace V' consisting of elements $\sum_{i=1}^8 c_i \epsilon_i$ with $\sum_{i=1}^8 c_i = 0$. A set of simple roots of E_7 consists of the six simple roots α_i ($i = 1, \dots, 6$) of E_6 plus the extra root

$$\epsilon_2 - \epsilon_3. \quad (4.1)$$

The corresponding Dynkin diagram and the extended Dynkin diagram are given in Table 1.

By construction, the E_6 subsystem of E_7 is evident. The nonzero roots of E_7 consist of

$$\begin{aligned} & \pm(\epsilon_i - \epsilon_j), \quad (1 \leq i < j \leq 8); \\ & \frac{1}{2} \left(\sum_{i=1}^8 (-1)^{a_i} \epsilon_i \right), \quad (a_i \in \{0, 1\}; \sum_{i=1}^8 a_i = 4). \end{aligned} \quad (4.2)$$

Note that the 72 nonzero roots of E_6 are indeed part of the 126 nonzero roots (4.2).

Step 1. Delete node 1 from the Dynkin diagram. The corresponding diagram is the Dynkin diagram of E_6 , so $G_0 = H + E_6$. In this case, there are two G_0 -modules and

$$E_7 = G_{-1} \oplus G_0 \oplus G_{+1}.$$

The space G_{-1} is determined by:

$$\begin{aligned} G_{-1} \rightarrow & \{ \epsilon_1 - \epsilon_i, \epsilon_2 - \epsilon_i \quad (3 \leq i \leq 8); \\ & \frac{1}{2} (\epsilon_1 + \epsilon_2 + \sum_{i=3}^8 (-1)^{a_i} \epsilon_i) \quad (a_i \in \{0, 1\}, \sum_{i=3}^8 a_i = 4) \}. \end{aligned}$$

So $\dim G_{-1} = 27$.

Step 2. Delete node 2 from the Dynkin diagram. The corresponding diagram is the Dynkin diagram of $sl(2) \oplus so(10)$, so $G_0 = H + sl(2) \oplus so(10)$. In this case, there are four G_0 -modules and

$$E_7 = G_{-2} \oplus G_{-1} \oplus G_0 \oplus G_{+1} \oplus G_{+2}.$$

Explicitly, the roots corresponding to G_{-1} and G_{-2} can be chosen as follows:

$$\begin{aligned} G_{-1} \rightarrow & \{ \epsilon_1 - \epsilon_2, \epsilon_1 - \epsilon_3; \\ & \epsilon_2 - \epsilon_i, \epsilon_3 - \epsilon_i \quad (4 \leq i \leq 8); \\ & \frac{1}{2} (\epsilon_1 - \epsilon_2 + \epsilon_3 + \sum_{i=4}^8 (-1)^{a_i} \epsilon_i) \quad (a_i \in \{0, 1\}, \sum_{i=4}^8 a_i = 3); \\ & \frac{1}{2} (\epsilon_1 + \epsilon_2 - \epsilon_3 + \sum_{i=4}^8 (-1)^{a_i} \epsilon_i) \quad (a_i \in \{0, 1\}, \sum_{i=4}^8 a_i = 3) \}; \\ G_{-2} \rightarrow & \{ \epsilon_1 - \epsilon_i \quad (4 \leq i \leq 8); \\ & \frac{1}{2} (\epsilon_1 + \epsilon_2 + \epsilon_3 + \sum_{i=4}^8 (-1)^{a_i} \epsilon_i) \quad (a_i \in \{0, 1\}, \sum_{i=4}^8 a_i = 4) \}. \end{aligned}$$

So $\dim G_{-1} = 32$ and $\dim G_{-2} = 10$.

Step 3. Delete node 6 from the Dynkin diagram. The corresponding diagram is the Dynkin diagram of $D_6 = so(12)$, so $G_0 = H + D_6$. Also in this case, there are four G_0 -modules, E_7 has a \mathbb{Z} -grading of length 5, and G_{-1} and G_{-2} are determined by:

$$\begin{aligned} G_{-1} &\rightarrow \{\epsilon_1 - \epsilon_i, \epsilon_i - \epsilon_8 \ (2 \leq i \leq 7); \\ &\quad \frac{1}{2}(\epsilon_1 - \epsilon_8 + \sum_{i=2}^7 (-1)^{a_i} \epsilon_i) \ (a_i \in \{0, 1\}, \sum_{i=2}^7 a_i = 3)\}; \\ G_{-2} &\rightarrow \{\epsilon_1 - \epsilon_8\}. \end{aligned}$$

In this case $\dim G_{-1} = 32$ and $\dim G_{-2} = 1$.

Step 4. Delete node 7 from the Dynkin diagram. The corresponding diagram is the Dynkin diagram of $sl(7)$, so $G_0 = H + sl(7)$. Again, there are four G_0 -modules, E_7 has a \mathbb{Z} -grading of length 5, and G_{-1} and G_{-2} are fixed by:

$$\begin{aligned} G_{-1} &\rightarrow \left\{ \frac{1}{2}(\epsilon_1 + \sum_{i=2}^8 (-1)^{a_i} \epsilon_i) \ (a_i \in \{0, 1\}, \sum_{i=2}^8 a_i = 4) \right\}; \\ G_{-2} &\rightarrow \{\epsilon_1 - \epsilon_i \ (2 \leq i \leq 8)\}. \end{aligned}$$

So now $\dim G_{-1} = 35$ and $\dim G_{-2} = 7$.

All other cases corresponding to the deletion of nodes from the Dynkin diagram or its extension, reduce to one of the previous four results. So these four cases are the only contribution to the classification.

V The Lie algebra E_8

In terms of the orthonormal vectors ϵ_i , $i = 1, \dots, 8$ the root system of E_8 is given by

$$\begin{aligned} &\pm \epsilon_i \pm \epsilon_j, \ (1 \leq i < j \leq 8); \\ &\frac{1}{2} \sum_{i=1}^8 \xi_i \epsilon_i, \ \xi_i = \pm 1 \text{ and the number of } \xi_i = +1 \text{ is even.} \end{aligned} \quad (5.1)$$

A set of simple roots of E_8 consists of the seven simple roots α_i ($i = 1, \dots, 7$) of E_7 plus the extra root

$$-\epsilon_1 - \epsilon_2. \quad (5.2)$$

The corresponding Dynkin diagram and the extended Dynkin diagram are given in Table 1.

Step 1. Delete node 1 from the Dynkin diagram. The corresponding diagram is the Dynkin diagram of E_7 , so $G_0 = H + E_7$. In this case, there are four G_0 -modules and

$$E_8 = G_{-2} \oplus G_{-1} \oplus G_0 \oplus G_{+1} \oplus G_{+2}.$$

The roots corresponding to G_{-1} and G_{-2} are:

$$\begin{aligned} G_{-1} &\rightarrow \{\epsilon_i + \epsilon_j \ (1 \leq i < j \leq 8); \frac{1}{2} \sum_{i=1}^8 (-1)^{a_i} \epsilon_i \ (a_i \in \{0, 1\}, \sum_{i=1}^8 a_i = 2)\}; \\ G_{-2} &\rightarrow \left\{ \frac{1}{2} \sum_{i=1}^8 \epsilon_i \right\}. \end{aligned}$$

So clearly, $\dim G_{-1} = 56$ and $\dim G_{-2} = 1$.

Step 2. Delete node 7 from the Dynkin diagram. The corresponding diagram is the Dynkin diagram of $D_7 = so(14)$, so $G_0 = H + so(14)$. Also now there are four G_0 -modules, E_8 admits a \mathbb{Z} -grading of length 5, and the roots corresponding to G_{-1} are given by:

$$\begin{aligned}
G_{-1} \rightarrow & \{ \epsilon_1 + \epsilon_8; -\epsilon_1 + \epsilon_i, -\epsilon_i + \epsilon_8 \ (2 \leq i \leq 7); \\
& \epsilon_k + \epsilon_l \ (2 \leq k < l \leq 7); \\
& \frac{1}{2}(\epsilon_1 + \epsilon_8 + \sum_{i=2}^7 (-1)^{a_i} \epsilon_i) \ (a_i \in \{0, 1\}, \sum_{i=2}^7 a_i = 2); \\
& \frac{1}{2}(-\epsilon_1 + \epsilon_8 + \sum_{i=2}^7 (-1)^{a_i} \epsilon_i) \ (a_i \in \{0, 1\}, \sum_{i=2}^7 a_i = 3); \\
& \frac{1}{2}(-\epsilon_1 - \epsilon_8 + \sum_{i=2}^7 \epsilon_i) \}; \\
G_{-2} \rightarrow & \{-\epsilon_1 + \epsilon_8; \frac{1}{2}(\sum_{i=1}^8 \epsilon_i); \epsilon_i + \epsilon_8 \ (2 \leq i \leq 7); \\
& \frac{1}{2}(-\epsilon_1 + \epsilon_8 + \sum_{i=2}^7 (-1)^{a_i} \epsilon_i) \ (a_i \in \{0, 1\}, \sum_{i=2}^7 a_i = 1)\}.
\end{aligned}$$

So $\dim G_{-1} = 64$ and $\dim G_{-2} = 14$.

All other cases corresponding to the deletion of nodes reduce to one of the previous cases. So there are only two contributions in the classification process.

The results of the classification for exceptional Lie algebras has been summarized in Table 2. Note that the classification with \mathbb{Z} -gradings of length 5 ($\ell = 5$ in Table 2) has been obtained before by means of different techniques, see [23]. These results, including the cases with $\ell = 3$ can also be found in [24, Chapter II]. Our classification presented here gives some extra information, namely the explicit root structure of $G_{\pm 1}$ and $G_{\pm 2}$.

In the following sections our aim is to obtain a similar classification for the exceptional Lie superalgebras.

VI The Lie superalgebra $D(2, 1; \alpha)$

For exceptional Lie superalgebras, we follow the notation and description of Kac [25]. The description of the root system and a set of simple roots in terms of some basis is that of [25, 20]. Note that for Lie superalgebras, not all sets of simple root systems are equivalent. So apart from the so-called “distinguished” set of simple roots (and their corresponding Dynkin diagrams and their extensions), we should also examine the nondistinguished sets of simple roots (with Dynkin diagrams and their extensions). A good description of all such nondistinguished Dynkin diagrams is given in [26].

The Lie superalgebras $D(2, 1; \alpha)$ ($\alpha \in \mathbb{C} \setminus \{0, -1\}$) form a one-parameter family of superalgebras of rank 3 and dimension 17. The even, respectively odd, roots of $D(2, 1; \alpha)$ are expressed in terms of linear functions $\epsilon_1, \epsilon_2, \epsilon_3$:

$$\Delta_0 = \{\pm 2\epsilon_i, \ i = 1, 2, 3\},$$

$$\Delta_1 = \{\pm\epsilon_1 \pm \epsilon_2 \pm \epsilon_3\} \quad (\text{independent } \pm \text{ signs}). \quad (6.1)$$

The distinguished set of simple roots is given by

$$\{\epsilon_1 - \epsilon_2 - \epsilon_3, 2\epsilon_2, 2\epsilon_3\}. \quad (6.2)$$

The corresponding distinguished Dynkin diagram and the extended distinguished Dynkin diagram are given in Table 3.

Step 1. Delete node 1 from the distinguished Dynkin diagram. The corresponding diagram is the Dynkin diagram of $sl(2) \oplus sl(2)$, so $G_0 = H + sl(2) \oplus sl(2)$. In this case, there are four G_0 -modules and

$$D(2, 1; \alpha) = G_{-2} \oplus G_{-1} \oplus G_0 \oplus G_{+1} \oplus G_{+2}.$$

The corresponding roots of the root vectors belonging to G_{-1} and G_{-2} can be chosen as follows:

$$\begin{aligned} G_{-1} &\rightarrow \{\epsilon_1 + \epsilon_2 + \epsilon_3, \epsilon_1 - \epsilon_2 + \epsilon_3, \epsilon_1 + \epsilon_2 - \epsilon_3, \epsilon_1 - \epsilon_2 - \epsilon_3\} \\ G_{-2} &\rightarrow \{2\epsilon_1\}. \end{aligned}$$

Step 2. Delete node 2 from the distinguished Dynkin diagram. The corresponding diagram is the Dynkin diagram of $sl(1|2)$, so $G_0 = H + sl(1|2)$. In this case, there are two G_0 -modules and

$$D(2, 1; \alpha) = G_{-1} \oplus G_0 \oplus G_{+1}.$$

Now G_{-1} is determined by:

$$G_{-1} \rightarrow \{-2\epsilon_1, -2\epsilon_2, -\epsilon_1 - \epsilon_2 - \epsilon_3, -\epsilon_1 - \epsilon_2 + \epsilon_3\}.$$

Step 3. Delete nodes 2 and 3 from the distinguished Dynkin diagram. The corresponding diagram is the Dynkin diagram of $sl(1|1)$, so $G_0 = H + sl(1|1)$. There are six G_0 -modules and three ways in which these G_0 -modules can be combined. In all these cases

$$D(2, 1; \alpha) = G_{-2} \oplus G_{-1} \oplus G_0 \oplus G_{+1} \oplus G_{+2}$$

with the roots corresponding to G_{-1} and G_{-2} as follows:

$$\begin{aligned} G_{-1} &\rightarrow \{2\epsilon_1, -2\epsilon_2, \epsilon_1 + \epsilon_2 + \epsilon_3, -\epsilon_1 - \epsilon_2 + \epsilon_3\}, & G_{-2} &\rightarrow \{\epsilon_1 - \epsilon_2 + \epsilon_3, 2\epsilon_3\}; \\ G_{-1} &\rightarrow \{2\epsilon_1, -2\epsilon_3, \epsilon_1 + \epsilon_2 + \epsilon_3, -\epsilon_1 + \epsilon_2 - \epsilon_3\}, & G_{-2} &\rightarrow \{\epsilon_1 + \epsilon_2 - \epsilon_3, 2\epsilon_2\}; \\ G_{-1} &\rightarrow \{2\epsilon_2, 2\epsilon_3, \epsilon_1 + \epsilon_2 - \epsilon_3, \epsilon_1 - \epsilon_2 + \epsilon_3\}, & G_{-2} &\rightarrow \{\epsilon_1 + \epsilon_2 + \epsilon_3, 2\epsilon_1\}. \end{aligned}$$

Step 4. All other cases corresponding to the deletion of nodes from the distinguished Dynkin diagram give either cases isomorphic to Steps 1-3 or the corresponding \mathbb{Z} -gradings of $D(2, 1; \alpha)$ have no longer the required properties. The investigation of the extended distinguished Dynkin diagram gives the same result.

Step 5. Next, one should repeat the process for all nondistinguished Dynkin diagrams of $D(2, 1; \alpha)$ and their extensions. This makes the work harder than the corresponding classification for the exceptional Lie algebras (which have only one Dynkin diagram and one extension). We have repeated this procedure for all of them, leading to a lot of cases but not leading to any new results (each case is isomorphic to one described already by means of the distinguished diagram).

VII The Lie superalgebra $G(3)$

The Lie superalgebra $G(3)$ of rank 3 has dimension 31. The roots of $G(3)$ are given by

$$\begin{aligned}\Delta_0 &= \{\epsilon_j - \epsilon_k, \pm\epsilon_j; \pm 2\delta, j, k = 1, 2, 3\} \\ \Delta_1 &= \{\pm(\epsilon_j + \delta), \pm(\epsilon_j - \delta), \pm\delta, j = 1, 2, 3\},\end{aligned}\tag{7.1}$$

where $\epsilon_j - \epsilon_k, \pm\epsilon_j$ are the roots of G_2 (satisfying $\epsilon_1 + \epsilon_2 + \epsilon_3 = 0$) and $\pm 2\delta$ are the roots of $sl(2)$ in $G(3)_0 = G_2 \oplus sl(2)$. The distinguished set of simple roots is given by

$$\{\delta + \epsilon_1, \epsilon_2, \epsilon_3 - \epsilon_2\}.\tag{7.2}$$

The corresponding distinguished Dynkin diagram and the extended distinguished Dynkin diagram are given in Table 3.

Step 1. Delete node 1 from the distinguished Dynkin diagram. The corresponding diagram is that of G_2 , so $G_0 = H + G_2$. In this case, there are four G_0 -modules and

$$G(3) = G_{-2} \oplus G_{-1} \oplus G_0 \oplus G_{+1} \oplus G_{+2}.$$

The roots of G_{-1} and G_{-2} are given by:

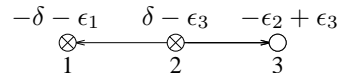
$$\begin{aligned}G_{-1} &\rightarrow \{\delta, \epsilon_i + \delta, -\epsilon_i + \delta, i = 1, 2, 3\} \\ G_{-2} &\rightarrow \{2\delta\}.\end{aligned}$$

Step 2. Delete node 3 from the distinguished Dynkin diagram. The corresponding diagram is that of $sl(2|1)$, so $G_0 = H + sl(2|1)$. Also in this case, there are four G_0 -modules, $G(3)$ has a \mathbb{Z} -grading of length 5 and the roots of G_{-1} and G_{-2} are:

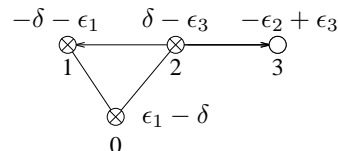
$$\begin{aligned}G_{-1} &\rightarrow \{\delta, -\epsilon_1, \epsilon_3, \delta + \epsilon_2, \delta - \epsilon_2, -\epsilon_1 + \epsilon_2, -\epsilon_2 + \epsilon_3\} \\ G_{-2} &\rightarrow \{2\delta, \delta - \epsilon_1, \delta + \epsilon_3, -\epsilon_1 + \epsilon_3\}.\end{aligned}$$

Step 3. All other cases corresponding to the deletion of nodes from the distinguished Dynkin diagram give either cases isomorphic to Steps 1-2 or the corresponding \mathbb{Z} -gradings of $G(3)$ have no longer the required properties. The investigation of the extended distinguished Dynkin diagram gives the same result.

Step 4. Next, one should repeat the process for all nondistinguished Dynkin diagrams of $G(3)$ and their extensions. The Dynkin diagram



gives no new results, whereas its extension



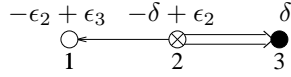
is interesting when one deletes node 1. Then the corresponding diagram is the Dynkin diagram of $sl(3|1)$, so $G_0 = H + sl(3|1)$. In this case, there are two G_0 -modules and

$$G(3) = G_{-1} \oplus G_0 \oplus G_{+1}.$$

The roots of G_{-1} are:

$$G_{-1} \rightarrow \{\delta, \epsilon_1, \epsilon_2, \epsilon_3, -2\delta, -\delta - \epsilon_1, -\delta - \epsilon_2, -\delta - \epsilon_3\}.$$

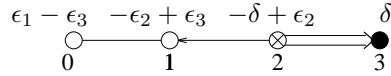
Step 5. Also the Dynkin diagram



is interesting when one deletes node 1. Then the corresponding diagram is that of $B(1|1) = osp(3|2)$, so $G_0 = H + B(1|1)$. In this case, there are four G_0 -modules and $G(3)$ has a \mathbb{Z} -grading of length 5. The roots of G_{-1} and G_{-2} are given by:

$$\begin{aligned} G_{-1} &\rightarrow \{\epsilon_1, -\epsilon_3, \epsilon_1 - \delta, \epsilon_1 + \delta, -\epsilon_3 - \delta, -\epsilon_3 + \delta, \epsilon_1 - \epsilon_2, \epsilon_2 - \epsilon_3\} \\ G_{-2} &\rightarrow \{\epsilon_1 - \epsilon_3\} \end{aligned} \tag{7.3}$$

Step 6. The extended Dynkin diagram



is interesting when one deletes node 2. Then the corresponding diagram is the Dynkin diagram of $sl(3) \oplus B(0|1) = sl(3) \oplus osp(1|2)$, so $G_0 = H + sl(3) \oplus B(0|1)$. In this case, there are two G_0 -modules and

$$G(3) = G_{-1} \oplus G_0 \oplus G_{+1}.$$

The roots belonging to G_{-1} are given by:

$$G_{-1} \rightarrow \{\epsilon_i, \epsilon_i + \delta, \epsilon_i - \delta, i = 1, 2, 3\}.$$

Step 7. The investigation of the other Dynkin diagrams and their extensions has not lead to any new results.

VIII The Lie superalgebra $F(4)$

The Lie superalgebra $F(4)$ of rank 4 has dimension 40. The roots of $F(4)$ are given by

$$\begin{aligned} \Delta_0 &= \{\pm\delta; \pm\epsilon_i (1 \leq i \leq 3); \pm\epsilon_i \pm \epsilon_j (1 \leq i < j \leq 3)\} \\ \Delta_1 &= \left\{\frac{1}{2}(\pm\delta \pm \epsilon_1 \pm \epsilon_2 \pm \epsilon_3)\right\} \end{aligned} \tag{8.1}$$

The distinguished set of simple roots is given by

$$\left\{\frac{1}{2}(-\epsilon_1 - \epsilon_2 - \epsilon_3 + \delta), \epsilon_3, \epsilon_2 - \epsilon_3, \epsilon_1 - \epsilon_2\right\}. \tag{8.2}$$

The corresponding distinguished Dynkin diagram and the extended distinguished Dynkin diagram are given in Table 3.

Step 1. Delete node 1 from the distinguished Dynkin diagram. The corresponding diagram is the Dynkin diagram of $B_3 = so(7)$, so $G_0 = H + B_3$. In this case, there are four G_0 -modules and $F(4)$ has a \mathbb{Z} -grading of length 5. The roots of G_{-1} and G_{-2} are:

$$\begin{aligned} G_{-1} &\rightarrow \left\{ \frac{1}{2}(+\delta \pm \epsilon_1 \pm \epsilon_2 \pm \epsilon_3) \right\} \\ G_{-2} &\rightarrow \{ \delta \}. \end{aligned}$$

Step 2. Delete node 3 from the distinguished Dynkin diagram. The corresponding diagram is that of $sl(2|1) \oplus sl(2)$, so $G_0 = H + sl(2|1) \oplus sl(2)$. In this case, there are four G_0 -modules and $F(4)$ has again a \mathbb{Z} -grading of length 5. The roots of G_{-1} and G_{-2} can be chosen as follows:

$$\begin{aligned} G_{-1} &\rightarrow \left\{ \epsilon_i, \epsilon_i + \epsilon_3, \epsilon_i - \epsilon_3 \ (i = 1, 2); \right. \\ &\quad \left. \frac{1}{2}(\epsilon_1 - \epsilon_2 - \epsilon_3 + \delta), \frac{1}{2}(\epsilon_1 - \epsilon_2 + \epsilon_3 + \delta), \right. \\ &\quad \left. -\frac{1}{2}(\epsilon_1 - \epsilon_2 + \epsilon_3 - \delta), -\frac{1}{2}(\epsilon_1 - \epsilon_2 - \epsilon_3 - \delta) \right\}, \\ G_{-2} &\rightarrow \left\{ \epsilon_1 + \epsilon_2, \delta, \frac{1}{2}(\epsilon_1 + \epsilon_2 - \epsilon_3 + \delta), \frac{1}{2}(\epsilon_1 + \epsilon_2 + \epsilon_3 + \delta) \right\}. \end{aligned}$$

Step 3. Delete node 4 from the distinguished Dynkin diagram. The corresponding diagram is that of the Lie superalgebra $C(3) = osp(2|4)$, so $G_0 = H + C(3)$. In this case, there are two G_0 -modules and

$$F(4) = G_{-1} \oplus G_0 \oplus G_{+1}.$$

The roots of G_{-1} can be chosen as follows:

$$\begin{aligned} G_{-1} &\rightarrow \left\{ \epsilon_1, \delta, \epsilon_1 + \epsilon_2, \epsilon_1 - \epsilon_2, \epsilon_1 + \epsilon_3, \epsilon_1 - \epsilon_3, \right. \\ &\quad \left. \frac{1}{2}(\epsilon_1 + \epsilon_2 - \epsilon_3 + \delta), \frac{1}{2}(\epsilon_1 + \epsilon_2 + \epsilon_3 + \delta), \right. \\ &\quad \left. \frac{1}{2}(\epsilon_1 - \epsilon_2 - \epsilon_3 + \delta), \frac{1}{2}(\epsilon_1 - \epsilon_2 + \epsilon_3 + \delta) \right\}. \end{aligned}$$

Step 4. Delete nodes 1 and 4 from the extended distinguished Dynkin diagram. The corresponding diagram is the Dynkin diagram of $sl(2) \oplus B_2 = sl(2) \oplus so(5)$ and $G_0 = H + sl(2) \oplus B_2$. There are four G_0 -modules and $F(4)$ has a \mathbb{Z} -grading of length 5, the roots of G_{-1} and G_{-2} being given by:

$$\begin{aligned} G_{-1} &\rightarrow \left\{ \frac{1}{2}(+\epsilon_1 \pm \epsilon_2 \pm \epsilon_3 \pm \delta) \right\}; \\ G_{-2} &\rightarrow \{ \epsilon_1, \epsilon_1 - \epsilon_2, \epsilon_1 - \epsilon_3, \epsilon_1 + \epsilon_2, \epsilon_1 + \epsilon_3 \}. \end{aligned} \tag{8.3}$$

Step 5. Delete nodes 3 and 4 from the extended distinguished Dynkin diagram. The corresponding diagram is that of $G_0 = H + D(2, 1; \alpha = -1/3)$. Also in this case, there are four G_0 -modules and $F(4)$ has a \mathbb{Z} -grading of length 5 with the roots of G_{-1} and G_{-2} given by:

$$\begin{aligned} G_{-1} &\rightarrow \left\{ \epsilon_1, -\epsilon_2, \epsilon_1 \pm \epsilon_3, -\epsilon_2 \pm \epsilon_3, \frac{1}{2}(\epsilon_1 - \epsilon_2 \pm \epsilon_3 \pm \delta) \right\}; \\ G_{-2} &\rightarrow \{ \epsilon_1 - \epsilon_2 \}. \end{aligned} \tag{8.4}$$

Step 6. All other cases corresponding to the deletion of nodes from the distinguished Dynkin diagram or the extended distinguished Dynkin diagram give either cases isomorphic to Steps 1-5 or the corresponding \mathbb{Z} -gradings of $F(4)$ have no longer the required properties.

Step 7. Next, one should repeat the process for all nondistinguished Dynkin diagrams of $F(4)$ and their extensions. The Dynkin diagram

$$\begin{array}{cccc} & -\frac{1}{2}(\epsilon_1 + \epsilon_2 - \epsilon_3 - \delta) & & \\ & \frac{1}{2}(\epsilon_1 + \epsilon_2 + \epsilon_3 - \delta) & \xrightarrow{\epsilon_2 - \epsilon_3} & \xrightarrow{\epsilon_1 - \epsilon_2} \\ \otimes & \otimes & \circ & \circ \\ 1 & 2 & 3 & 4 \end{array}$$

is interesting when one deletes node 1. Then the corresponding diagram is the Dynkin diagram of $sl(3|1)$, so $G_0 = H + sl(3|1)$. In this case, there also are four G_0 -modules and $F(4)$ admits a \mathbb{Z} -grading of length 5. The roots of G_{-1} and G_{-2} are given by:

$$\begin{aligned} G_{-1} &\rightarrow \left\{ \delta, \epsilon_1, \epsilon_2, \epsilon_3, \frac{1}{2}(\epsilon_1 - \epsilon_2 + \epsilon_3 + \delta), \frac{1}{2}(\epsilon_1 + \epsilon_2 - \epsilon_3 + \delta), \right. \\ &\quad \left. \frac{1}{2}(\epsilon_1 + \epsilon_2 + \epsilon_3 - \delta), -\frac{1}{2}(\epsilon_1 - \epsilon_2 - \epsilon_3 - \delta) \right\} \\ G_{-2} &\rightarrow \left\{ \epsilon_1 + \epsilon_2, \epsilon_1 + \epsilon_3, \epsilon_2 + \epsilon_3, \frac{1}{2}(\epsilon_1 + \epsilon_2 + \epsilon_3 + \delta) \right\} \end{aligned} \quad (8.5)$$

Step 8. The investigation of the other Dynkin diagrams and their extensions has not lead to any new results.

The results of the classification for exceptional Lie superalgebras has been summarized in Table 4. A number of interesting conclusions can be drawn from this table. First of all, note that all exceptional Lie superalgebras have a \mathbb{Z} -grading of length 3 ($G(3)$ has even two such \mathbb{Z} -gradings). Secondly, most of these \mathbb{Z} -gradings of length 3 or 5 are not consistent with the \mathbb{Z}_2 -grading of the Lie superalgebra $G = G_{\bar{0}} \oplus G_{\bar{1}}$ itself ($G_{\bar{0}}$ denoting the even elements and $G_{\bar{1}}$ the odd elements). For $D(2, 1; \alpha)$ and $G(3)$, only the first grading given in Table 4 is a consistent grading. For $F(4)$ the first and the fourth grading in Table 4 are consistent, the others not.

IX Example and conclusions

Our analysis has led to a complete classification of all GQS associated with the exceptional Lie (super)algebras, and thus, together with [14] and [15], to a classification of all GQS associated with simple Lie algebras and basic Lie superalgebras. The results have been conveniently summarized in Tables 2 and 4. In the terminology of [18], we have given all possible ways of constructing a simple Lie algebra or a basic Lie superalgebra from a (super)ternary algebra, thus providing an answer to the question raised in the introduction.

Since we have given only the root structure of the subspaces in the grading (1.2), let us also give one example of the corresponding GQS description in terms of the root vectors (or CAOs). For our example, consider $G = D(2, 1; \alpha)$, with the grading of length 3 (second line in Table 4). The root vectors corresponding to the roots $\{2\epsilon_1, 2\epsilon_2, \epsilon_1 + \epsilon_2 + \epsilon_3, \epsilon_1 + \epsilon_2 - \epsilon_3\}$ are denoted by, respectively,

$$a_1^+, a_2^+, b_{+1}^+, b_{-1}^+. \quad (9.1)$$

These are the “creation operators”, a_1^+ and a_2^+ being even and b_{+1}^+ and b_{-1}^+ being odd generators. These four operators span G_{+1} . The corresponding “annihilation operators” spanning G_{-1} are

$$a_1^-, a_2^-, b_{+1}^-, b_{-1}^-. \quad (9.2)$$

Since the grading is of length 3, $[[G_{+1}, G_{+1}]] = 0$ and $[[G_{-1}, G_{-1}]] = 0$, so these elements mutually supercommute. The set \mathcal{R} consists of all quadratic and triple relations. The quadratic relations are given by

$$\begin{aligned} [a_i^+, a_j^-] &= 0, \text{ if } i \neq j; \\ [a_1^\pm, b_k^\mp] &= [a_2^\mp, b_k^\pm], \quad (k = \pm 1); \\ 2\sigma_1[a_1^-, a_1^+] + 2\sigma_2[a_2^-, a_2^+] + \{b_{-1}^-, b_{+1}^+\} - \{b_{+1}^-, b_{-1}^+\} &= 0. \end{aligned} \quad (9.3)$$

Herein,

$$(\sigma_1, \sigma_2, \sigma_3) = (1 + \alpha, -1, -\alpha)$$

are labels that are often used to describe the algebras $D(2, 1; \alpha)$ [27]. The triple relations read:

$$\begin{aligned} [[a_i^+, a_i^-], a_j^\pm] &= \pm 2\delta_{ij}a_j^\pm; \quad (i, j \in \{1, 2\}) \\ [[a_i^+, a_i^-], b_k^\pm] &= \pm b_k^\pm; \quad (i = 1, 2; k = \pm 1) \\ [\{b_i^+, b_j^-\}, a_k^\pm] &= \mp (j - i)\sigma_k a_k^\pm; \quad (i, j \in \{-1, +1\}; k \in \{1, 2\}) \\ [\{b_i^+, b_j^-\}, b_k^\xi] &= -\alpha \delta_{\xi,+}(k - i)b_{i+j+k}^+ - \alpha \delta_{\xi,-}(k - j)b_{i+j+k}^-; \\ &(i, j, k \in \{-1, +1\}; \xi = \pm). \end{aligned} \quad (9.4)$$

Note that a set of CAOs together with a complete set of relations \mathcal{R} unambiguously describes the Lie superalgebra. So (9.3)-(9.4) gives a complete description of $D(2, 1; \alpha)$ in terms of 8 generators subject to quadratic and triple relations. In fact, each case of our classification gives the description of an exceptional Lie (super)algebra in terms of a number of generators subject to certain relations. This can also be reformulated in terms of the notion of Lie (super)triple systems [16, 17]. Following the definition, the subspace $G_{-1} \oplus G_{+1}$ (i.e. the subspace spanned by all CAOs) is a Lie (super)triple system for the universal enveloping algebra $U(G)$.

As an application for the results on exceptional Lie superalgebras, we mention the possible solutions of Wigner Quantum Systems [28]. Roughly speaking, the compatibility conditions to be satisfied by a Wigner Quantum Oscillator system (see formula (3.7) in [29]) are written in terms of certain odd operators A_i^\pm ; furthermore, these compatibility conditions are special triple relations [30]. For a possible candidate solution all the CAOs of \mathcal{R} should be odd operators. In other words, we should select those GQSs from our classification with a consistent \mathbb{Z} -grading. Using Table 4, this is easy exercise, that has already been discussed at the end of the previous section.

Acknowledgments

N.I. Stoilova was supported by a project from the Fund for Scientific Research – Flanders (Belgium).

References

- [1] H.S. Green, Phys. Rev. **90**, 270-273 (1953).
- [2] S. Kamefuchi and Y. Takahashi, Nucl. Phys. **36**, 177-206 (1962); C. Ryan and E.C.G. Sudarshan, Nucl. Phys. **47**, 207-211 (1963).
- [3] A.Ch. Ganchev and T.D. Palev, J. Math. Phys. **21**, 797-799 (1980).
- [4] Y. Ohnuki, S. Kamefuchi, Quantum Field Theory and parastatistics, Springer, Berlin (1982).
- [5] T.D. Palev, *Lie algebraical aspects of the quantum statistics*, (Habilitation thesis, Inst. Nucl. Research and Nucl. Energy, Sofia, 1976, in Bulgarian).
- [6] T.D. Palev, Lie algebraic aspects of quantum statistics. Unitary quantization (A-quantization), Preprint JINR E17-10550 (1977) and hep-th/9705032.
- [7] T.D. Palev, Czech. J. Phys. **B 29**, 91-98 (1979).
- [8] T.D. Palev, Rep. Math. Phys. **18**, 117-128 (1980); **18**, 129-136 (1980).
- [9] T.D. Palev, J. Math. Phys. **21**, 1293-1298 (1980).
- [10] T.D. Palev, J. Van der Jeugt, J. Math. Phys. **43**, 3850-3873 (2002).
- [11] A. Jellal, T.D. Palev and J. Van der Jeugt, J. Phys. A: Math. Gen. **34**, 10179-10199 (2001); preprint hep-th/0110276.
- [12] T.D. Palev, N.I. Stoilova and J. Van der Jeugt, J. Phys. A: Math. Gen. **33**, 2545-2553 (2000).
- [13] T.D. Palev, N.I. Stoilova and J. Van der Jeugt, J. Phys. A: Math. Gen. **36**, 7093-7112 (2003).
- [14] N.I. Stoilova and J. Van der Jeugt, J. Math. Phys. **46**, 033501 (2005).
- [15] N.I. Stoilova and J. Van der Jeugt, J. Math. Phys. **46**, 113504 (2005).
- [16] N. Jacobson, Am. J. Math. **71**, 149-170 (1949).
- [17] S. Okubo, J. Math. Phys. **35**, 2785-2803 (1994).
- [18] I. Bars and M. Günaydin, J. Math. Phys. **20**, 1977-1993 (1979).
- [19] E.B. Dynkin, Doklady Akad. Nauk SSSR (N.S.) **73**, 877-880 (1950).
- [20] J. Van der Jeugt, J. Math. Phys. **28**, 292-301 (1987).
- [21] M.R. Bremner, R.V. Moody and J. Patera, Tables of dominant weight multiplicities for representations of simple Lie algebras, Marcel Dekker, New York (1985).

- [22] A.L. Onishchik and E.B. Vinberg (Eds.), Lie Groups and Lie Algebras III, Springer Verlag, Berlin (1994).
- [23] S. Kaneyuki, J. Math. Soc. Japan **45**, 1-19 (1993).
- [24] J. Faraut, S. Kaneyuki, A. Korányi, Q. Lu and G. Roos, Analysis and geometry on complex homogeneous domains. Progress in Mathematics, 185. Birkhuser, Boston (2000).
- [25] V.G. Kac, Adv. Math. **26**, 8-96 (1977).
- [26] J. Van de leur, Contragredient Lie superalgebras of finite growth (PhD thesis, University of Utrecht, 1986, unpublished). See also: Comm. Algebra **17** 1815-1841 (1989).
- [27] J. Van der Jeugt, J. Math. Phys. **26**, 913-924 (1985).
- [28] T.D. Palev, J. Math. Phys. **23**, 1778-1784 (1982).
- [29] T.D. Palev and N.I. Stoilova, J. Math. Phys. **38**, 2506-2523 (1997).
- [30] N.I. Stoilova and J. Van der Jeugt, J. Phys. A: Math. Gen. **38**, 9681-9687 (2005).

Table 1. Exceptional Lie algebras, their (extended) Dynkin diagrams with a labeling of the nodes and the corresponding simple roots.

LA	Dynkin diagram and extended Dynkin diagram	
G_2	$\begin{array}{c} \epsilon_2 + \epsilon_3 - 2\epsilon_1 \quad \epsilon_1 - \epsilon_2 \\ \circ \rightleftarrows \circ \\ 1 \quad 2 \end{array}$	$\begin{array}{c} \epsilon_1 + \epsilon_2 - 2\epsilon_3 \quad \epsilon_2 + \epsilon_3 - 2\epsilon_1 \quad \epsilon_1 - \epsilon_2 \\ \circ \text{---} \circ \rightleftarrows \circ \\ 0 \quad 1 \quad 2 \end{array}$
F_4	$\begin{array}{c} \epsilon_2 - \epsilon_3 \quad \epsilon_3 - \epsilon_4 \quad \epsilon_4 \quad \frac{1}{2}(\epsilon_1 - \epsilon_2 - \epsilon_3 - \epsilon_4) \\ \circ \text{---} \circ \rightleftarrows \circ \text{---} \circ \\ 1 \quad 2 \quad 3 \quad 4 \end{array}$	$\begin{array}{c} -\epsilon_1 - \epsilon_2 \quad \epsilon_2 - \epsilon_3 \quad \epsilon_3 - \epsilon_4 \quad \epsilon_4 \quad \frac{1}{2}(\epsilon_1 - \epsilon_2 - \epsilon_3 - \epsilon_4) \\ \circ \text{---} \circ \text{---} \circ \rightleftarrows \circ \text{---} \circ \\ 0 \quad 1 \quad 2 \quad 3 \quad 4 \end{array}$
E_6	$\begin{array}{c} \epsilon_3 - \epsilon_4 \quad \epsilon_4 - \epsilon_5 \quad \epsilon_5 - \epsilon_6 \quad \epsilon_6 - \epsilon_7 \quad \epsilon_7 - \epsilon_8 \\ \circ \text{---} \circ \text{---} \circ \text{---} \circ \text{---} \circ \\ 1 \quad 2 \quad 3 \quad 4 \quad 5 \\ \\ \circ \\ 6 \\ \frac{1}{2}(\epsilon_1 - \epsilon_2 - \epsilon_3 - \epsilon_4 - \epsilon_5 + \epsilon_6 + \epsilon_7 + \epsilon_8) \end{array}$	$\begin{array}{c} \epsilon_3 - \epsilon_4 \quad \epsilon_4 - \epsilon_5 \quad \epsilon_5 - \epsilon_6 \quad \epsilon_6 - \epsilon_7 \quad \epsilon_7 - \epsilon_8 \\ \circ \text{---} \circ \text{---} \circ \text{---} \circ \text{---} \circ \\ 1 \quad 2 \quad 3 \quad 4 \quad 5 \\ \\ \circ \\ 6 \\ \frac{1}{2}(\epsilon_1 - \epsilon_2 - \epsilon_3 - \epsilon_4 - \epsilon_5 + \epsilon_6 + \epsilon_7 + \epsilon_8) \\ \\ \circ \\ 0 \\ -\epsilon_1 + \epsilon_2 \end{array}$
E_7	$\begin{array}{c} \epsilon_2 - \epsilon_3 \quad \epsilon_3 - \epsilon_4 \quad \epsilon_4 - \epsilon_5 \quad \epsilon_5 - \epsilon_6 \quad \epsilon_6 - \epsilon_7 \quad \epsilon_7 - \epsilon_8 \\ \circ \text{---} \circ \text{---} \circ \text{---} \circ \text{---} \circ \text{---} \circ \\ 1 \quad 2 \quad 3 \quad 4 \quad 5 \quad 6 \\ \\ \circ \\ 7 \\ \frac{1}{2}(\epsilon_1 - \epsilon_2 - \epsilon_3 - \epsilon_4 - \epsilon_5 + \epsilon_6 + \epsilon_7 + \epsilon_8) \end{array}$	$\begin{array}{c} \epsilon_2 - \epsilon_3 \quad \epsilon_3 - \epsilon_4 \quad \epsilon_4 - \epsilon_5 \quad \epsilon_5 - \epsilon_6 \quad \epsilon_6 - \epsilon_7 \quad \epsilon_7 - \epsilon_8 \quad -\epsilon_1 + \epsilon_8 \\ \circ \text{---} \circ \text{---} \circ \text{---} \circ \text{---} \circ \text{---} \circ \text{---} \circ \\ 1 \quad 2 \quad 3 \quad 4 \quad 5 \quad 6 \quad 0 \\ \\ \circ \\ 7 \\ \frac{1}{2}(\epsilon_1 - \epsilon_2 - \epsilon_3 - \epsilon_4 - \epsilon_5 + \epsilon_6 + \epsilon_7 + \epsilon_8) \end{array}$
E_8	$\begin{array}{c} -\epsilon_1 - \epsilon_2 \quad \epsilon_2 - \epsilon_3 \quad \epsilon_3 - \epsilon_4 \quad \epsilon_4 - \epsilon_5 \quad \epsilon_5 - \epsilon_6 \quad \epsilon_6 - \epsilon_7 \quad \epsilon_7 - \epsilon_8 \\ \circ \text{---} \circ \text{---} \circ \text{---} \circ \text{---} \circ \text{---} \circ \text{---} \circ \\ 1 \quad 2 \quad 3 \quad 4 \quad 5 \quad 6 \quad 7 \\ \\ \circ \\ 8 \\ \frac{1}{2}(\epsilon_1 - \epsilon_2 - \epsilon_3 - \epsilon_4 - \epsilon_5 + \epsilon_6 + \epsilon_7 + \epsilon_8) \end{array}$	$\begin{array}{c} \frac{1}{2} \sum_{i=1}^8 \epsilon_i \quad -\epsilon_1 - \epsilon_2 \quad \epsilon_2 - \epsilon_3 \quad \epsilon_3 - \epsilon_4 \quad \epsilon_4 - \epsilon_5 \quad \epsilon_5 - \epsilon_6 \quad \epsilon_6 - \epsilon_7 \quad \epsilon_7 - \epsilon_8 \\ \circ \text{---} \circ \text{---} \circ \text{---} \circ \text{---} \circ \text{---} \circ \text{---} \circ \\ 0 \quad 1 \quad 2 \quad 3 \quad 4 \quad 5 \quad 6 \quad 7 \\ \\ \circ \\ 8 \\ \frac{1}{2}(\epsilon_1 - \epsilon_2 - \epsilon_3 - \epsilon_4 - \epsilon_5 + \epsilon_6 + \epsilon_7 + \epsilon_8) \end{array}$

Table 2. Summary of the classification for exceptional Lie algebras: all nonisomorphic GQS (or all the different \mathbb{Z} -gradings of type (1.2)) are given. For each case, we list: the subalgebra G_0 ; the length ℓ of the \mathbb{Z} -grading (3 or 5); $\dim G_0$; $\dim G_{-1} = \dim G_{+1}$, which is also the number N of creation or annihilation operators; and $\dim G_{-2} = \dim G_{+2}$.

LA	G_0	ℓ	$\dim G_0$	$\dim G_1$	$\dim G_2$
G_2	$\mathbb{C} \oplus sl(2)$	5	4	4	1
F_4	$\mathbb{C} \oplus sp(6)$	5	22	14	1
	$\mathbb{C} \oplus so(7)$	5	22	8	7
E_6	$\mathbb{C} \oplus so(10)$	3	46	16	0
	$\mathbb{C} \oplus sl(2) \oplus sl(5)$	5	28	20	5
	$\mathbb{C} \oplus sl(6)$	5	36	20	1
	$\mathbb{C} \oplus \mathbb{C} \oplus so(8)$	5	30	16	8
E_7	$\mathbb{C} \oplus E_6$	3	79	27	0
	$\mathbb{C} \oplus sl(2) \oplus so(10)$	5	49	32	10
	$\mathbb{C} \oplus so(12)$	5	67	32	1
	$\mathbb{C} \oplus sl(7)$	5	49	35	7
E_8	$\mathbb{C} \oplus E_7$	5	134	56	1
	$\mathbb{C} \oplus so(14)$	5	92	64	14

Table 3. Exceptional Lie superalgebras, their distinguished (extended) Dynkin diagrams with a labeling of the nodes and the corresponding simple roots.

LSA	distinguished Dynkin diagram and extended distinguished Dynkin diagram
$D(2, 1; \alpha)$	
$G(3)$	
$F(4)$	

Table 4. Summary of the classification for exceptional Lie superalgebras: all nonisomorphic GQS (or all the different \mathbb{Z} -gradings of type (1.2)) are given. For each case, we list: the subalgebra G_0 ; the length ℓ of the \mathbb{Z} -grading (3 or 5); $\dim G_0$; $\dim G_{-1} = \dim G_{+1}$, which is also the number N of creation or annihilation operators; and $\dim G_{-2} = \dim G_{+2}$. We write these dimensions in the form $a + b$, where a is the dimension of the even part of G_i and b is the dimension of the odd part of G_i .

LSA	G_0	ℓ	$\dim G_0$	$\dim G_1$	$\dim G_2$
$D(2, 1; \alpha)$	$\mathbb{C} \oplus sl(2) \oplus sl(2)$	5	7+0	0+4	1+0
	$\mathbb{C} \oplus sl(1 2)$	3	5+4	2+2	0+0
	$\mathbb{C} \oplus \mathbb{C} \oplus sl(1 1)$	5	3+2	2+2	1+1
$G(3)$	$\mathbb{C} \oplus G_2$	5	15+0	0+7	1+0
	$\mathbb{C} \oplus sl(1 2)$	5	5+4	4+3	2+2
	$sl(3 1)$	3	9+6	4+4	0+0
	$\mathbb{C} \oplus osp(3 2)$	5	7+6	4+4	1+0
	$sl(3) \oplus osp(1 2)$	3	11+2	3+6	0+0
$F(4)$	$\mathbb{C} \oplus so(7)$	5	22+0	0+8	1+0
	$\mathbb{C} \oplus sl(1 2) \oplus sl(2)$	5	8+4	6+4	2+2
	$\mathbb{C} \oplus osp(2 4)$	3	12+8	6+4	0+0
	$\mathbb{C} \oplus sl(2) \oplus so(5)$	5	14+0	0+8	5+0
	$\mathbb{C} \oplus D(2, 1; -1/3)$	5	10+8	6+4	1+0
	$\mathbb{C} \oplus sl(3 1)$	5	10+6	4+4	3+1