

# ON HYBRID SIMULATION SCHEMES FOR STOCHASTIC REACTION DYNAMICS

SERGEY PLYASUNOV

current version: March 20,2005

**Abstract.** The existing literature on stochastic simulation of chemical reaction networks has a tendency to move as quickly as possible to the abstract formulation of the stochastic dynamics in terms of probabilities based on the concept of the Chemical Master Equation (CME), largely ignoring sample path representation. In this publication we discuss both theoretical basis and numerical approach for the problems in this area using sample path methods as a crucial part of the process. Relying as it does on a representation of the underlying stochastic processes as a weak solution of a system of stochastic differential equations driven by Poisson random measures this approach brings to bear a heretofore ignored but quite effective problem solving methodology.

We first present a simple and intuitive way of partitioning species and reactions of the interaction network into different groups. We then discuss how original stochastic dynamics with state dependent intensities of transitions can be reformulated in terms of jump-diffusion stochastic differential equations driven by both Wiener noise sources and Poisson random measures. Finally, we show that this approach facilitates the construction of hybrid simulation techniques, an important step in the creation of efficient techniques for modeling multi-scale stochastic dynamics of the reaction networks. Numerical methods related to sampling events from Poisson random measures are demonstrated on simple intuitive examples. Error control analysis of the finite differences scheme is also presented.

**Key words.** Stochastic algorithms, chemical reaction networks, Ito-Skorohod stochastic differential equations, Poisson random measure, hybrid systems

**AMS subject classifications.** 91B74, 60H35, 60H10,

**1. Introduction and Motivation.** Many important problems in study of complex systems require consideration of dense and nonlinear interaction between different functional modules. Hybrid system is a framework first proposed by the engineering community [Sas99] to model systems that exhibit both continuous and discrete state changes, and has, in recent years, found increasingly wide applications in many practical fields in connection to both complex man-made systems or physical systems found in nature. However, most of the models proposed in literature so far are deterministic, and are not suitable to model inherent randomness.

New data from high-throughput biology is enabling more ambitious, complete and validated simulation biological models and a lot of attention has recently been paid to the development of the computational methods for the *in*

---

Physics Department, UC Berkeley and Physical Biosciences Division, E.O. Lawrence Berkeley National Laboratory, 1 Cyclotron Road, Berkeley, CA 94720, e-mail: teleserg@uclink.berkeley.edu

*silico* investigation of complex biological processes on a cellular level. To be valuable to biological and biomedical research computational methods must be scaled to account for a large number of interacting components of different nature and complex pathways. As it was already noted by many researchers stochastic effects play an important role in the functionality of such systems [ARM98] and approximation of molecular behavior by continuous models fails to reproduce many interesting biological phenomena [RWA02]. The deterministic approach can be particularly misleading if the molecular population of some critical reactant species becomes so small that microscopic fluctuations can conspire with reaction channel feedback loops to produce macroscopic effects. Recent work shows that this can happen with dramatic consequences in the genetic/enzymatic reactions that go on inside a living cell [RWA02] or non-equilibrium combustion reactions.

Correct methods for performing stochastic simulation of the discrete event simulation are usually based on the Kinetic Monte Carlo Methods (KMC) [BML75], Stochastic Simulation Algorithm (SSA) [Gil77, Gil92, GB00]. KMC/SSA methods are exact i.e. they are designed to account for *every* possible discrete reaction event and become notoriously inefficient for the scenarios when stochastic effects are to be ignored and model can be abstracted as system of conventional ordinary differential equations (ODEs) and ambitious goals which require the intensive use of Kinetic Monte Carlo methods will also require immense computational resources. That became a main motivation for the development of the hybrid simulation methods which will allow adequate levels of description for different parts of complex system in hand.

Recently several attempts were made to bridge the gap between different levels of discretization and in particular reduce excessive information content delivered by KMC/SSA methods on a temporal scale. To overcome excessive level of resolution on the temporal scale i.e. to perform the *temporal coarse-graining* -leaping methods were developed [Gil01, GP03, BTB04, RPYG03]. Leaping methods allow to improve the efficiency of the standard KMC/SSA while maintaining acceptable losses in accuracy by approximating the time-inhomogeneous Poisson process counting the reaction events via the Gaussian process/diffusion approximation. The key idea here is to take a larger time steps and allow for more reactions to take place in that step, but under the proviso that propensity functions do not change too much in that interval. When it comes to practical usage of the -leaping method a robust strategy is necessary for deciding when during the course of the simulation when to step exactly using KMC/SSA and when to leap approximately with diffusion methods [Kur71, Gil01, EK86]. When leaping, consideration of the parameter values and error-reduction scheme is also necessary.

This problem becomes of practical importance because it is often desirable to allow some chemical species to be treated as continuous random variables and some to be treated discretely. This is particularly true for the case of the transcriptional regulation by transcription factors (TFs). In this case there may be as few as one DNA/TF binding site and messenger RNA (mRNA) abundance may be as small as tens of molecules while there may be hundreds or even thousand molecules of regulatory proteins per cell. In addition to that, biochemical networks, as probably every complex system, show remarkably interesting dynamics due to the presence of different time scales describing the evolution of discrete and continuous components. The technical difficulty with implementing the hybrid schemes is that standard KMC/Gillespie approach requires constant transition rates between reaction events of the discrete species. This may not be the case if some of chemical species are evolving continuously in time or with different time scales.

Several attempts have been made to illustrate the relevance and feasibility of hybrid algorithm, especially for the case of highly developed separation of time-scales. Rao and Arkin [RA03] consider the case of two groups of species evolving with two very different time scales and present stochastic averaging procedure, constructing effective rates of the “slow” reaction in the presence of the “fast” species, termed stochastic quasi steady state approximation (QSSA).

In their work [KMS04] Kiehl et. al. are developing an approach to integrate ODE/SDE schemes with Kinetic Monte Carlo schemes. [KMS04] used synchronization algorithm to produce the numerical scheme which bridges together asynchronous in nature KMC/SSA algorithms and synchronous ODE integration schemes.

One should probably agree that following the paths presented in the literature up to date will give solutions which are very close to the exact dynamics in the limit of a very small time step, largely different time scales, etc. but verity of different implementation approaches presented in the literature to this point indicates the fact that unifying solid mathematical description has to be thought to justify the development of the hybrid simulation schemes applicable for modeling stochastic phenomena in chemical reaction networks. Not many stochastic algorithms presented in the literature so far have gone through the rigorous error control analysis or even search for the fundamental justification of the presented methods.

In this publication we aim to provide not only the framework for the for the hybrid simulation method but also we outline it’s rigorous mathematical justification including error analysis.

Outline of this paper is following. In Section 2 we briefly outline some basic notation and assumption used in this article. In the next Section 4 our goal will be to give precise mathematical formulation of the stochastic process corresponding to the hybrid representation of the reaction network. We model the stochastic dynamics of the reaction network as a dynamics of the composite pair  $(X; \cdot)$ , governed by the system of the jump-diffusion SDEs. This section will be followed immediately by simple example and view on error analysis. Article is ended with discussion and outline for the future work.

**2. Basic Notations and Assumptions .** Consider the reaction network which represent the dynamics of  $N$  well-stirred molecular species  $\{S_i; i = 1 :: N\}$  which inter-react through  $R$  ( $r = 1 :: R$ ) channels of chemical reactions. The current state of the system is completely specified by the  $N$ -dimensional vector  $S = (S_1; S_2; ::; S_N)$  consisting of non-negative integer numbers, where each number  $S_i$  defined to be the current total number of molecules of type  $S_i$  in the system. Formally reaction network can be expressed as a set of the transition rules:

$$r = 1 : \quad {}^{+}_{11}S_1 + {}^{+}_{21}S_2 + :: + {}^{+}_{N1}S_N \xrightarrow{k_1} {}_{11}S_1 + {}_{21}S_2 + :: + {}_{N1}S_N ; \quad (2.1a)$$

$$r = 2 : \quad {}^{+}_{12}S_1 + {}^{+}_{22}S_2 + :: + {}^{+}_{N2}S_N \xrightarrow{k_2} {}_{12}S_1 + {}_{22}S_2 + :: + {}_{N2}S_N ; \quad (2.1b)$$

:::

$$r = R : \quad {}^{+}_{1R}S_1 + {}^{+}_{2R}S_2 + :: + {}^{+}_{NR}S_N \xrightarrow{k_R} {}_{1R}S_1 + {}_{2R}S_2 + :: + {}_{NR}S_N \quad (2.1c)$$

Transition rates  $a_r(S) : Z^N \rightarrow R_+$  are the probabilities that reaction event corresponding to the reaction

$$r : S \rightarrow S + \nu_r$$

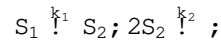
will take place in infinitesimal time interval  $[t; t + dt)$  somewhere inside the reaction volume. Vectors  $\nu_r = (\nu_{r1}; \nu_{r2}; \dots; \nu_{rN})$  are the stoichiometric AI changes of number of molecules of types  $S_i$  due to the reaction  $r$ . As one can see, each reaction channel is specified by two quantities: transition rates  $a_r$  and stoichiometric changes in molecular composition of the system due to each individual event in reaction channel  $r$ .

In Eqn. (2.1)  $k_r$  are transition probabilities for the reaction channel  $r$  for any particular configurations of the interacting molecules on the right hand side of (2.1). The functions  $h_r(S) : Z_+^N \rightarrow Z$  are defined to be the number of distinct reaction combinations of the reacting molecules available in the state  $S$ . The overall transition rate can be

expressed as:

$$a_r(S) = k_r h_r(S); \quad (2.2)$$

For the mass-action kinetics transition rates  $h_r$  are found to be a polynomial functions of variables  $S$ . For the simple reaction system:



statistical weights  $h_i$  are:  $h_1(S) = S_1$ ;  $h_2(S) = \frac{1}{2} S_2 (S_2 - 1)$ . We refer reader to the sources in [vK81] and [Gil92] for more details.

**3. Partition of species and reactions.** Our interest in the next step will be to consider different reactions in the system in a different manner. We partition the set of molecular species into two groups: “large population group” (with appropriate quantities labeled with “ $X$ ”) and discrete group (labeled with “”). Species from the first group will be represented by the set of  $i = 1; \dots; N_X$  variables taking values on  $\mathbb{R}_+$ :

$$X_1; X_2; \dots; X_{N_X}; X_i \in \mathbb{R}_+$$

And present in large copy numbers:  $X_i \gg 1$ ; The reminder of the  $N = N - N_X$  species represent the discrete components of the network:

$$i = 1; 2; \dots; N; i \in \mathbb{Z}_+$$

Partition of the species into the two separate groups correspond to the partition of the stoichiometric vectors  $\nu_r$  into two sets:

$$\begin{pmatrix} \nu_r^X \\ \nu_r^d \end{pmatrix}$$

which correspond to the changes of species in sets  $X$  and  $d$  due to the reaction event in the channel  $r$ .

Based on this partition of species we can introduce three groups of reactions:

(i) First group of reactions which we shall call  $R_1$ , consist of reactions with large combinatorial weights, i.e. which satisfy the condition  $h_r(\cdot) \gg 1$ . We state that this condition is sufficient for the use of the diffusion approximation (see Appendix Sec. A)

(ii) Second group,  $R_2$  consists of reactions which do not satisfy the constraint  $h_r = 1$  but change the species of the group  $X$ , i.e. those reactions for which  $\sum_r x_r \neq 0$

(iii) Finally the third group, which we call  $R_3$  consists of reactions for which  $\sum_r x_r \neq 0$

Note that, those subset of the reactions are not necessary independent, i.e.

$$R_1 \setminus R_3 \neq \emptyset; R_2 \setminus R_3 \neq \emptyset;$$

Without the loss of generality we shall assume that reactions from the set  $R_2 \cup R_3$  (set of "jump" reactions) are formed by reactions in Eqn. (2.1) with indices  $1 \leq r \leq R_d$ ,  $R_d \leq r \leq R$ . The rest,  $R \leq r \leq R_d$  are assumed to satisfy the condition of having large combinatorial weight.

**4. Formulation of stochastic dynamics: jump-diffusion models.** Chemical Master equation [vK81, Gar85] is usually employed to describe the stochastic dynamics of reaction networks of the type (2.1). It is notoriously hard to solve analytically even for the simple systems [SR95] and, as we mentioned before, one usually has to resort to so called Kinetic Monte Carlo methods [Gil77, BML75] to obtain numerical solution. In this article we shall abandon the description based on the Chemical Master Equation (CME) and resort to the explicit treatment of the stochastic trajectories of the process  $\{S_t\}$  as a solution of the system of stochastic differential equations (SDEs) providing the recipe for the construction of numerical schemes.

Poisson counter process is a simple but important process and below we extend its utility by combining with ideas from differential equations. We briefly describe this approach to pave our way to specific applications.

To describe the structure of the stochastic jump processes let us introduce in the rather traditional way a stochastic basis  $(\mathcal{F}; \mathcal{P})$  supplied with the filtration  $\mathcal{F}_t$  large enough to include  $R$ -dimensional unit Poisson processes. We recall that state variables  $S_t$  are defined on this probability space. On this space transition rates Eqn. (2.2) define the set of time non-homogeneous counting processes  $N_r(t)$  [GS79]:

$$E(N_r(t + \Delta t) - N_r(t) | \mathcal{F}_t) = a_r(S_t) \Delta t + O(\Delta t^2); \quad (4.1a)$$

Notation  $\Delta t$  is used to underline the existence of jumps in the process  $S_t$ :  $\Delta t = \lim_{\Delta t \rightarrow 0} \Delta t$ . The above equation states that differentials of processes  $N_r(\cdot)$ ,  $dN_r = N_r(t + \Delta t) - N_r(t)$  depend upon local intensities  $a_r(S_t)$ . Notation  $\Delta t$  is used to underline the existence of jumps in the process  $S_t$ :  $\Delta t = \lim_{\Delta t \rightarrow 0} \Delta t$ . Counting process  $N_r(\cdot)$  can be

also represented as a time changed unit-rate Poisson processes  $N_r(\cdot)$ ;  $r = 1, \dots, R$  [EK86]:

$$N_r(t) = \sum_{s=0}^{Z_t} a_r(S_s) ds \quad (4.1b)$$

In turn, counting processes  $N_r(\cdot)$  represent the stochastic dynamics of the Markov process  $S$  through the “mass-balance” equation:

$$S_t = S_0 + \sum_{r=1}^R \nu_r N_r(t); \quad (4.2)$$

Solution of Eqn. (4.2) is a constant on the interval where all  $N_r(\cdot)$  are constants and jumps by  $\nu_r$  whenever the reaction event takes place in the reaction channel  $r$  at the moment of time  $t$ :

$$S_t = S_{t^-} + \nu_r \quad (4.3)$$

Using the partitioning which was introduced earlier, stochastic dynamics of the state vector  $(X; t)$  can be presented as following system of SDEs:

$$X_t = X_0 + \sum_{r=1}^R \nu_r^X N_r(t); \quad (4.4a)$$

$$t = 0 + \sum_{r=1}^R \nu_r^t N_r(t); \quad (4.4b)$$

where integer vectors  $\nu_r^X$  and  $\nu_r^t$  represent the change of the components  $X$  and  $t$  due to the reaction event in the channel  $r$ . In general, propensity functions  $a_r(\cdot)$  depend on both  $X$  and  $t$ .

Large combinatorial weights  $h_r(\cdot) \gg 1$  of some reactions allow us to follow the *diffusion approximation* [Gil01, EK86], i.e. by using the weak convergence methods we express differentials of the time-inhomogeneous Poisson processes in Eqn. (4.2) corresponding the group  $R_1$  as a Gaussian processes with the drifts  $a_r(\cdot) = a_r(X_t; t)$ :

$$dN_r(\cdot) = a_r(\cdot) dt + \sqrt{a_r(\cdot)} dW_r(t); \quad (4.5)$$

where  $W_r(t)$ ;  $r \in R_1$  are Brownian motions independent of each other and  $X_{t=0}$ . This approximation of the stochastic dynamics allows us to make a simplification in which we can consider the components  $(X; t)$  as defined on a hybrid space  $R_+^{N_X} \times Z_+^N$ ;  $X$  takes values on the continuum state space,  $R_+^{N_X}$ , while  $t$  still takes values on discrete state

space  $Z_+^N$ . This brings us to the following formulation of the stochastic dynamics of the pair  $(X; \lambda)$

$$dX_t = \underbrace{\sum_r \sum_{i=1}^N a_r(X_t; \lambda_t) dt + \sum_r \sum_{i=1}^N a_r^{1=2}(X_t; \lambda_t) dW_r(t)}_{\text{diffusion}} + \underbrace{\sum_r \sum_{i=1}^N dN_r(a_r(X_t; \lambda_t))}_{\text{jump}}; \quad (4.6a)$$

$$d\lambda_t = \sum_r \sum_{i=1}^N dN_r(a_r(X_t; \lambda_t)); \quad (4.6b)$$

where we explicitly demonstrated the dependence of the differential of the counting processes  $dN_r(\cdot)$  on local intensities. Note that according to the presence of the jump component term in Equation (4.6a)  $X_t \notin X_{t-}$  and  $X_t$  is a jump-diffusion process in  $R_+^{N \times}$ .

Processes with state-dependent intensities of jump are notoriously hard to model. One complications which makes the study of the SDEs of the type Eqn. (4.6) hard is the nature of the noise source driving the dynamics. In contrast to very well studied Wiener or Poisson driven SDEs [KP92] is that intensity of the noise source is stochastic in nature. We shall take a different representation of the noise source. Namely we use the technique of the Poisson random measures. Our discussion of the random measures will be brief and rather informal; for mathematical background see monograph by Jacod and Shiryaev [JS87] or Cox and Isham [CI80].

Poisson random measure  $(\cdot; dt, dz); \cdot \geq 0$  defines a sequence of points and marks  $\{(t_i; z_i)\}$  with the simple interpretation that the mark  $z_i$  arrives at time  $t_i$ ;  $t_i$  take values on  $R_+$ . Marks  $z_i$  take values in a general space  $E$ , which in the context of the problem considered here can be taken as a subset of the Euclidian space,  $E \subset R$ . Deterministic intensity of the Poisson process  $(dt, dz)$  is  $m(dz) dt$  with  $m(dz)$  being a measure on  $E$ . Arrival times follow a Poisson process with deterministic intensity  $dt$  and marks a i.i.d distributed in the interval  $dz$ .

Important procedure which can be used to simulate the intensity dependent process Eqn. (2.1) is based on introduction of the partition on the marked space. At every point of the state space  $S = (X; \lambda)$  we construct the set of disjoint intervals based on transition rate of "jump" reactions, i.e. reactions from the subset  $R_2 \cup R_3$ , i.e.



$r = 1, \dots, R_d$ :

$$r(S) = [r_1(S); \dots; r_d(S)]; \quad (4.7a)$$

$$r = 0; \quad r(S) = \sum_{r=1}^{R_d} a_r(S) \quad (4.7b)$$

where index  $r$  runs over reactions which either do not satisfy condition  $h_r = 1$  or for which vector  $r$  is non-zero i.e. they change discrete components. Thus in general length of the interval  $r(S)$  is  $a_r(S)$ . Now define a set of functions

$c_r: \mathbb{R}_+^{N_x} \times \mathbb{Z}_+^{N_d} \rightarrow \mathbb{R} \in [0, 1]; r = 1, \dots, R_d$ :

$$c_r(X; z) = \begin{cases} 1 & \text{if } z \geq r(X); \\ 0 & \text{otherwise} \end{cases} \quad (4.8)$$

Suppose now that the space  $(\mathbb{F}; \mathbb{F}_t; \mathbb{P})$  supports a Poisson random measure  $(\cdot; ds \cdot dz) = (dt \cdot dz); \cdot \geq 0$  in  $\mathbb{R}_+ \times \mathbb{E} \times \mathbb{E} \times \mathbb{R}$  with a compensator  $dt \cdot dz$  and a set of Wiener processes  $W_r(\cdot); r \in \mathbb{R}$ . Then time non-homogenous counting process  $N_r(t) = \int_0^t dN_r(a_r(X_s; s))$  can be represented as [GS79, Pro83]:

$$N_r = \int_0^t \int_{\mathbb{R}} c_r(X_s; s; z) (ds \cdot dz) \quad (4.9)$$

and  $(\mathbb{R}_+^{N_c} \times \mathbb{Z}_+^{N_d})$  valued process  $(X_t; \cdot)$  can be viewed as a solution of coupled Ito-Skorohod SDEs driven by the Poisson random measures [Pro83, GS79]:

$$dX_t = \sum_{r \in \mathbb{R}_1} X_r a_r(X_t; t) dt + \sum_{r \in \mathbb{R}_1} X_r a_r^{1=2}(X_t; t) dW_r(t) + \sum_{r \in \mathbb{R}_2} \sum_{R} X_r c_r(X_t; t; z) (dt \cdot dz); \quad (4.10a)$$

$$d_t = \sum_{r \in \mathbb{R}_3} \sum_{R} X_r c_r(X_t; t; z) (dt \cdot dz) \quad (4.10b)$$

Function  $c_r$  in Eqn. (4.10) transforms arrived marks into magnitude of the jump of  $S$  due to appropriate reaction channel.

For the practical insight on the dynamics described above, we will introduce *reference Poisson process*.

Since the length of each interval  $r(S)$  is  $a_r(S)$  and bounded function for every  $r = 1, \dots, R$  then it follows that the length of the interval  $(S)$  (we denote it  $j(S)$ ) is bounded function of  $S = (X; \cdot)$ . Therefore, it has a maximum at some point  $S = (X; \cdot)$ :

$$j(S) \leq j(S) \quad (4.11)$$

Let  $\lambda_{\max} = \sup_{x \in S} \lambda(x)$  denote the maximum length of the joint intervals in the marked space. Now consider a standard Poisson process with intensity  $\lambda_{\max}$ . Let  $\tau_n; n = 1, 2, \dots$  denote the jump times of this process (sampled, perhaps, as the partial sums of the exponentially distributed random variables with mean  $\frac{1}{\lambda_{\max}}$ ). Let  $\omega = (S, \mathcal{F})$  be the marked space and  $\{z_n\}$  be the sequence of i.i.d. distributed random variables with uniform distribution on  $S$ , independent on  $N_t$ . In this case we can represent a Poisson random measure with intensity  $\lambda dz dt$  is related to the marked point process  $(\tau_n; z_n)_{n=0}^\infty$ , constituting the sample path of the process. Namely for each  $A \in \mathcal{A}$ :

$$N((0; t]; A) = \sum_{n=1}^X 1_{\tau_n \leq t} 1_{z_n \in A}; \quad (4.12a)$$

$$E(N((0; t]; A)) = \lambda_{\max} t P(z_n \in A) = t \lambda(A) \quad (4.12b)$$

This representation (sometimes referred to as thinning of the Poisson measure [CI80]) is very useful in practical numerical applications. In the next section we will use the reference process  $N$  to construct the discretization scheme taking  $A = \mathcal{A}_r(7)$  for various  $r \in \mathbb{R}_{2,3}$ .

**5. Implementation of Numerical Scheme.** In this section we outline basic principles for the construction of the numerical scheme for the solution of the system given by Eqn. (4.10). To begin with, we should introduce the appropriate discretization of the interval  $[0; T]$  on which dynamics of the system has to be investigated. Let us denote by  $[0; T]_{h,M} = \{0 = t_0 < t_1 < t_2 < \dots < t_{M+1} = T\}$ , perhaps the usual equidistant, discretization of the time interval, i.e.  $h = T/M$ .

Suppose now that  $\tau_1; \tau_2; \dots; \tau_i \in [0; T]$  are jump times of the reference Poisson process 4.12a; then we consider new time discretization which is a merger of the points from  $[0; T]_{h,M}$  and jumps of the reference Poisson process 4.12a.

It is important to note that jump-times of the Poisson measure Eqn. (4.12a) can be modeled without discretization error and with little prior information; one has only make sure that transition rates from the groups  $\mathbb{R}_{2,3}$  are bounded, i.e. are less than chosen intensity of the reference Poisson measure. Armed with the time discretization scheme assembled from equidistant discretization and jump-times of the reference process we introduce the following simple

jump-diffusion numerical scheme:

$$\begin{aligned} \hat{X}_{j,t_i} = & \hat{X}_{j,t_{i-1}} + \sum_{r=1}^R a_r^X(\hat{X}_{t_{i-1}}; \hat{\Lambda}_{t_{i-1}})(t_i - t_{i-1}) + \\ & + \sum_{r=1}^R a_r^{1=2}(\hat{X}_{t_{i-1}}; \hat{\Lambda}_{t_{i-1}})(W_r(t_i) - W_r(t_{i-1})); \end{aligned} \quad (5.1a)$$

$$\hat{X}_{j,t_i} = \hat{X}_{j,t_i} + \sum_{r=1}^R \int_{t_{i-1}}^{t_i} \int_{\mathbb{R}} c_r(\hat{X}_{t_i}; \hat{\Lambda}_{t_{i-1}}; z) (dt - dz); \quad (5.1b)$$

$$\hat{\Lambda}_{j,t_i} = \hat{\Lambda}_{j,t_{i-1}} + \sum_{r=1}^R \int_{t_{i-1}}^{t_i} \int_{\mathbb{R}} c_r(\hat{X}_{t_i}; \hat{\Lambda}_{t_{i-1}}; z) (dt - dz) \quad (5.1c)$$


which recursively determines the values of the discretized processes  $\hat{X} = (\hat{X}_1; \dots; \hat{X}_{N_c})$  and  $\hat{\Lambda} = (\hat{\Lambda}_1; \dots; \hat{\Lambda}_{N_d})$  at points  $t_i$ , starting from values  $X_0; \Lambda_0$ . Increments of the Winer processes  $W_r(\cdot)$  are zero-mean Gaussian random variables:  $W_r(t_i) - W_r(t_{i-1}) \sim N(0; t_i - t_{i-1})$ . According to the (5.1), between the jumps dynamics of the component  $X$  is purely diffusive. Integral in Eqn. (5.1b) is evaluated at the single point  $z_i$  which belongs to the uniform distribution  $U([0; m_{ax}])$ , i.e. jump in channel  $r$  is accepted iff generated random variable  $z_{t_i} \in U([0; 1])$ , generated on the step  $t_i$  satisfies the condition:

$$z_{t_i} \leq m_{ax} \cdot \sum_{r=1}^R c_r(\hat{X}_{j,t_i}; \hat{\Lambda}_{t_{i-1}}); \quad (5.2)$$

Depending on the relative ratio between characteristic time-scales of diffusion and discrete species different numerical schemes must be considered to achieve substantial speed-up of the simulation. Here we consider only the case of fast diffusion modes and slow discrete modes. In this case every interval  $[t_n; t_{n+1})$  should be partitioned onto smaller intervals of the discrete grid on which numerical scheme (5.1) for diffusion approximation is used. Opposite case of the fast switching in discrete component will be considered elsewhere.

**6. Example.** We now wish to demonstrate application of the above numerical scheme. In this section we consider the simple example, which nevertheless, is interesting enough for the purposes of the demonstration of the

technique discussed in this paper. Consider the following model of the reaction network:



with continuous and discrete components  $\mathbf{X} = (S_1; S_2) = (X_1; X_2)$  and  $\mathbf{X} = (S_3; S_4) = (X_3; X_4)$  respectively. The functions  $a_r$  and vectors  $\mathbf{r}$  for this system are:

$$a_1(\mathbf{X}; \mathbf{r}) = k_1 X_1; \quad \mathbf{r}_1^T = (1; 1; 0; 0); \quad (6.2a)$$

$$a_2(\mathbf{X}; \mathbf{r}) = k_2 X_2; \quad \mathbf{r}_2^T = (1; -1; 0; 0); \quad (6.2b)$$

$$a_3(\mathbf{X}; \mathbf{r}) = k_3 X_1; \quad \mathbf{r}_3^T = (0; 0; n; 0); \quad (6.2c)$$

$$a_4(\mathbf{X}; \mathbf{r}) = k_4 X_2 X_3; \quad \mathbf{r}_4^T = (0; 0; -1; 1); \quad (6.2d)$$

$$a_5(\mathbf{X}; \mathbf{r}) = k_5 X_4; \quad \mathbf{r}_5^T = (0; 0; 0; -1); \quad (6.2e)$$

We have used the following set of kinetic parameters:  $k_1 = 0.50$ ;  $k_2 = 0.50$ ;  $k_3 = 1.00$ ;  $k_4 = 0.10$ ,  $k_5 = 0.01$ ,  $X_1(0) = 1000$ ;  $X_2(0) = 200$  and  $n = 5$ <sup>1</sup>.

Analysis of the propensity functions ( $h_{4;5} = 1$ ) shows the following partition of the original reaction set  $\mathbf{R} = \{f1; \dots; f5g\}$ :

$$\mathbf{R}_1 = \{f4; f5g\}; \quad (6.3)$$

$$\mathbf{R}_2 = \{f1; f2g\}; \quad (6.4)$$

$$\mathbf{R}_3 = \{f3g\}; \quad (6.5)$$

i.e. reactions  $\{f4; f5g\}$  correspond to the diffusion modes. We also constraint ourselves in this example considering the

---

<sup>1</sup>One can consider this as a simple model of transcriptional regulation, where presence/absence of the transcription factor ( $S_1 \in \{0; 1g\}$ ) leads to the bursts of the transcription of protein  $S_3$  with  $n$  proteins per transcription event.

case:

$$a_1 + a_2 + a_3 = \max_{m \leq 5} a_{m,5} \quad (6.6)$$

Propagation of the diffusion mode was performed via Euler-Maruyama scheme [BTB04],[KP92] with set of different time-steps:  $h = 0.1; \dots; 2.0$ . We performed  $10^4$  Monte Carlo runs with both standard KMC/SSA and hybrid scheme outlined above to obtain the distributions of the number of molecular species  $(S_3; S_4) = (X_1; X_2)$  at time-slice  $T = 2 \cdot 10^3$ .

Figures(C.1,C.2) show that distributions of the species  $S_4; S_5$ ,  $P(S_3; T) = P(X_1; T); P(S_4; T) = P(X_2; T)$  obtained with the hybrid scheme is almost indistinguishable from the results of the obtained by following complete KMC/SSA-based approach. We also report an observed speed-up in terms of the ratio of the CPU times  $\frac{T_{KMC}}{T_{hybrid}}$ , Fig.(C.3) as a function of time step  $h$  used in numerical integration of diffusion modes.

**7. Discussion.** Advances in field of molecular biology outlined new directions of research in stochastic chemical kinetics. We now need to develop the software tools and mathematical approaches to integrate models from micro-scales to macro-scales in a seamless fashion. Such multi-scale models are essential if we are to produce quantitative, predictive models of complex biological behaviors. An important step on this path is implementation of hybrid simulation methods, capable to account for heterogeneity of properties of interacting components.

We have outlined rigorous framework for development of hybrid simulation schemes based on the path sample representation of reaction dynamics rather than on CME based approach. For the best of our knowledge this type of analysis has not been performed before.

It was not the primal goal of this publication to justify the partitioning of the species/reactions into the different groups. One should probably have some prior knowledge when partitioning the species into different types. Choice of the reactions ("diffusive" or "jump") is based on functional law of large numbers and error generated by this step can probably be controlled rigorously with some insights on this subject outlined in Section A.

Numerical solution for the propagation of the diffusion modes were outlined via simple constant step explicit Euler scheme. Typical explicit or implicit scheme [RPYG03] based on stochastic Taylor approximation [KP92],[Mil95] might run into problems, since they do not conserve the non-negativity of the numerical solution, i.e. it cannot guarantee  $\hat{X}_{j;t_i} \in \mathbb{R}_+$  almost surely. We point out here that use of balanced-implicit stochastic schemes (BIM), [MPS98] look promising when it comes to the construction of the numerical solution with the property of "almost

sure” positivity. BIM scheme known to have the same order of convergence as the Euler-Maruyama stochastic scheme, namely, the error  $O(h^{1/2})$  for approximations of the individual trajectories and  $O(h)$  for moments.

Adaptive time-step control systems also look promising as a direction for the research aimed for achieving the simulation speed up [BTB04].

**8. ACKNOWLEDGMENTS.** Author would like to acknowledge valuable discussions and useful comments from Prof. C. Myers, Prof. D. Steinsaltz, K. Ericksson and Prof. A.P. Arkin.

### Appendix A. Diffusion limit of the Poisson process with state-dependent intensity .

Introducing the set of independent Poisson processes with rate  $k_r$  differential of the counting process  $dN_r$  at some state  $S_t$  can be expressed as:

$$dN_r = \sum_{i=1}^{n=k_r(S)} d_{k_r}^{(i)} = k_r h_r(S) dt + dM_r; \quad (A.1)$$

$$dM_r = \sum_{i=1}^{n=k_r(S)} d_{k_r}^{(i)}; d_{k_r}^{(i)} = d_{k_r}^{(i)} - k_r dt; E(d_{k_r}^{(i)} | \mathcal{F}_t) = 0 \quad (A.2)$$

Using the functional analog of the law of the large numbers one can conclude:

$$dM_r = \frac{1}{k_r h_r} dW_r + d(t); \quad (A.3)$$

where  $E(d_{k_r}(t) | \mathcal{F}_t) / h_r^{-1}(S) \rightarrow 1$  as  $h_r \rightarrow 1$  (see [EK86, AK95]). Note that this condition is different from previously reported in the literature [GP03].

### Appendix B. Convergence analysis of the Hybrid Approximation.

Below we demonstrate convergence properties of the numerical scheme (5.1,5.1b) if propensity functions  $a_r(\cdot)$  satisfy regular Lipschitz continuity condition:

$$\|a_r(X; \cdot) - a_r(X^0; \cdot)\|^2 + \|a_r^{1=2}(X; \cdot) - a_r^{1=2}(X^0; \cdot)\|^2 \leq K (\|X - X^0\|^2 + \|X - X^0\|^2); \quad \forall r \in R; \quad (B.1)$$

where  $\|X - X^0\|$  are the Euclidian norms of the vectors  $X$ , respectively and  $K$  is some constant.

Since in scheme 4.6b generation of the jump times of the counting process  $N_r(t)$  is not linked to the dynamics of the state space pair  $(X; \cdot)$  we can consider first the error of the approximation of the scheme (4.6b) for a given

sequence of the jump times of the Poisson process (4.12a)  $N$  :

$$0 < \tau_1 < \tau_2 < \dots < \tau_N < T; N(T) = N;$$

with random number  $N$  following the Poisson distribution:

$$P(N(T) = N) = \frac{(\max T)^N}{N!} \exp(-\max T) \quad (B.2)$$

On the interval  $[\tau_k; \tau_{k+1})$  we represent the numerical solution corresponding to the diffusion mode as:

$$\hat{X}_t = \hat{X}_{\tau_k} + \int_{\tau_k}^t a_r(\hat{X}_s; \hat{\gamma}_k) ds + \int_{\tau_k}^t a_r^{1=2}(s; \hat{X}_s; \hat{\gamma}_k) dW_r; \quad (B.3)$$

$$\hat{X}_t = \hat{X}_{\tau_k}; t \in [\tau_k; \tau_{k+1}); \hat{X}_{t=0} = X_0; \hat{\gamma}_{t=0} = \gamma_0; \quad (B.4)$$

On each interval between two jump times of the reference process  $[\tau_n; \tau_{n+1})$  we perform our analysis in a rather traditional way, starting from estimating the expectation of the norms  $\|X_t - \hat{X}_t\|; j_t - \hat{j}_t$  conditional on filtration generated up to jump time  $\tau_n$ :  $\mathcal{F}_{\tau_n}$ :

$$\|X\|([\tau_n; \tau_{n+1})) = \sup_{t \in [\tau_n; \tau_{n+1})} E(\|X_t - \hat{X}_t\|^2 | \mathcal{F}_{\tau_n}); \quad (B.5a)$$

$$|j|([\tau_n; \tau_{n+1})) = \sup_{t \in [\tau_n; \tau_{n+1})} E(|j_t - \hat{j}_t|^2 | \mathcal{F}_{\tau_n}) \quad (B.5b)$$

Then, evidently, total error on the interval  $[0; T]$  for each of the components,  $X$  and  $j$  can be found as:

$$\|X\|([0; T]) = \max_n \|X\|([\tau_n; \tau_{n+1})); \quad (B.6)$$

$$|j|([0; T]) = \max_n |j|([\tau_n; \tau_{n+1}]) \quad (B.7)$$

Let us turn to the estimation of (B.5a) on each interval  $[\tau_n; \tau_{n+1})$  based on the formulation (B.3). For the component  $X$  for every  $t \in [\tau_n; \tau_{n+1})$  one has:

$$\begin{aligned} \|X\|([0; t]) &= \sup_{s \in [0; t]} E(\|\hat{X}_{\tau_n} - X_{\tau_n} + \int_{\tau_n}^s a_r(X_u; \gamma_u) - a_r(\hat{X}_u; \hat{\gamma}_n) du + \\ &+ \int_{\tau_n}^s a_r^{1=2}(X_u; \gamma_u) - a_r^{1=2}(\hat{X}_u; \hat{\gamma}_n) dW_r(u)\|^2 | \mathcal{F}_{\tau_n}) \end{aligned} \quad (B.8)$$

$$\|X\|_{\tau_n} - X_{\tau_n} + \sup_{s \in [0; t]} E(\|A_1(s)\|^2 | \mathcal{F}_{\tau_n}) + \sup_{s \in [0; t]} E(\|A_2(s)\|^2 | \mathcal{F}_{\tau_n}) \quad (B.9)$$

where:

$$A_1(s) = \int_{n-1}^s \int_{R_1}^X (a_r(X_u; \hat{X}_u) - a_r(\hat{X}_u; \hat{X}_u)) du; \quad (B.9)$$

and

$$A_2(s) = \int_{n-1}^s \int_{R_1}^X (a_r^{1=2}(X_u; \hat{X}_u) - a_r^{1=2}(\hat{X}_u; \hat{X}_u)) dW_r(u)$$

By Cauchy's inequality bound for the second term in B.9 can be presented as:

$$\sup_{s \in [0; t]} E(A_1(s))^2 F_n \leq (t - t_n) \sup_{s \in [0; t]} E \left( \int_{n-1}^s \int_{R_1}^X (a_r(X_u; \hat{X}_u) - a_r(\hat{X}_u; \hat{X}_u))^2 du F_n \right); \quad (B.10)$$

At the same time, by Doob's inequality for martingales, third term can be estimated as:

$$\sup_{s \in [0; t]} E(A_2(s))^2 F_n = 4E(A_2(t))^2 F_n = 4E \left( \int_{n-1}^t \int_{R_1}^X (a_r^{1=2}(X_u; \hat{X}_u) - a_r^{1=2}(\hat{X}_u; \hat{X}_u))^2 du \right) \quad (B.11)$$

which together with Lipschitz condition (B) and Gronwall lemma gives the bound for the error of the component  $X$  on interval  $[t_n; t_{n+1}]$ :

$$X(t_n; t) \leq K \int_{t_n}^t X(s) ds + KTE(\hat{X}_n - X_n)^2 + KTE(j_n - \hat{j}_n)^2; \quad (B.12a)$$

$$X(t_n; t) \leq KTE(\hat{X}_n - X_n)^2 + KTE(j_n - \hat{j}_n)^2 \exp(K(t - t_n)) \quad (B.12b)$$

One can see that additional error due to the possible jump at time  $t_{n+1}$  terms is also bounded:

$$\int_R \int_{n+1}^X (X_{n+1}; \hat{X}_{n+1}; z) - \int_{n+1}^{\hat{X}_{n+1}} (X_{n+1}; \hat{X}_{n+1}; z) dz \leq K(\hat{X}_{n+1} - X_{n+1})^2 + j_{n+1}^2; \quad (B.13)$$

Assuming that one is using scheme with  $p$ -order of strong convergence ( $p = 1=2$  for Euler scheme) [Mil95]:

$$\sup_{t \in [0; t_1]} E(X_t - \hat{X}_t)^2 + j_t - \hat{j}_t^2 F_0 \leq K(1 + j_0^2 + X_0^2)h^{2p}; \quad (B.14)$$

and using this inequality together with (B.12b), (B.13) one can come to the conclusion that the overall strong error of the scheme is

$$X([0; T]) \leq C(f_n, g; T)h^{2p}; \quad (B.15)$$

$$([0; T]) \leq C(f_n, g; T)h^{2p} \quad (B.16)$$



where constant  $C$  depends on the sequence of jump times  $\tau_n$  and length of the interval  $T$ . Hence after averaging over all possible jump-times overall error has a strong asymptotic of the numerical scheme used to propagate the diffusion modes, i.e.  $\overline{X(\tau;T)} - \overline{X(\tau;T)} / h^{2p}$ .

## REFERENCES

- [AK95] V. Anantharam and T. Konstantopolous. A functional limit theorem for the jump counts of Markov process with an application to Jackson networks. *Adv. Appl. Prob.*, 27:476–508, 1995.
- [ARM98] A.P. Arkin, J. Ross, and H.H. McAdams. Stochastic kinetic analysis of a developmental pathway bifurcation in phage- *escherichia coli*. *Genetics*, 149(4):1633–1648, 1998.
- [BML75] A.B. Bortz, M.Kalos, and J. L. Lebowitz. A new algorithm for monte carlo simulation of ising spin systems. *Journal of Computational Physics*, 17:10–18, 1975.
- [BTB04] K. Burrage, T.Tian, and P. Burrage. A multi-scaled approach for simulating chemical reaction systems. *Progress in Biophysics and Molecular Biology*, 85:217–234, 2004.
- [CI80] D.R. Cox and Valerie Isham. *Point Processes*. Monographs on Applied Probability and Statistics. Chapman and Hall, 1980.
- [EK86] S. Ethier and T. Kurtz. *Markov processes: Characterization and Convergence*. Wiley Series in Probability and Mathematical Statistics: Probability and Mathematical Statistics. John Wiley& Sons Inc., 1986.
- [Gar85] C.W. Gardiner. *A handbook of Stochastic methods for Physics , Chemistry and the Natural Sciences*. Springer-Verlag, 1985.
- [GB00] M.A. Gibson and J. Bruck. Efficient exact stochastic simulation of chemical systems with many species and many channels. *J. Phys. Chem.*, 104:1876–1889, 2000.
- [Gil77] D.T. Gillespie. Exact simulation of coupled chemical reactions. *J. of Phys. Chem.*, 81(25):2340–2361, 1977.
- [Gil92] D.T. Gillespie. *Markov Processes: An Introduction for Physical Scientists*. Academic Press, 1992.
- [Gil01] D.T. Gillespie. The chemical Langevin equation. *J. of Chem. Phys.*, 113(1):297–306, 2001.
- [GP03] Daniel T. Gillespie and Linda R. Petzold. Improved leap-size selection for accelerated stochastic simulation. *Journal of Chemical Physics*, 119(16):8229–8234, 2003.
- [GS79] I.I. Gihman and A.V. Skorohod. *Stochastic Differential Equations*. Springer-Verlag, 1979.
- [JS87] Jean Jacod and Albert N. Shiryaev. *Limit theorems for stochastic processes*. Springer, 2 edition, 1987.
- [KMS04] T.R. Kiehl, R.M. Mattheyses, and M.K. Simmons. Hybrid simulation of cellular behavior. *Bioinformatics*, 20(3):316–322, Feb. 12 2004.
- [KP92] P.E. Kloeden and E. Platen. *Numerical Solution of Stochastic Differential Equations*, volume 23 of *Appl. Math.* Springer-Verlag,Berlin, 1992.
- [Kur71] T.G. Kurtz. The relationship between stochastic and deterministic models for chemical reactions. *Journal Chemical Physics*, 57(7):2976–2978, 1971.
- [Mil95] G.N. Milstein. *Numerical Integration of Stochastic Differential Equations*. Kluwer Academic Presss, 1995.
- [MPS98] G. N. Milstein, E. Platen, and H. Schurz. Balanced implicit methods for stiff stochastic systems. *SIAM Journal on Numerical*

- Analysis*, 35(3):1010–1019, 1998.
- [Pro83] P. Protter. *Point Process Differentials with evolving intensities*, pages 467–472. Nonlinear Stochastic Problems. 1983.
- [RA03] C. Rao and A. Arkin. Stochastic chemical kinetics and the quasi-steady-state assumption: application to the Gillespie algorithm. *J. of Chem. Phys.*, 118:4999–5010, 2003.
- [RPYG03] Muruhan Rathinam, Linda R. Petzold, Y.Cao, and Daniel T. Gillespie. Stiffness in stochastic chemically reacting systems: The implicit tau-leaping method. *J. Chem. Phys.*, 119(24):12784–12794, 2003.
- [RWA02] C. Rao, D. Wolf, and A. Arkin. Control, exploitation and tolerance of intercellular noise. *Nature*, 420:231–237, 2002.
- [Sas99] S. Sastry. *Nonlinear systems: Analysis, Stability and Control*. Springer, 1999.
- [SR95] M. Samoilov and John Ross. One-dimensional chemical master equations: Uniqueness and analytical form of certain solutions. *Journal of Chem. Phys.*, 102(20):7983–7987, 1995.
- [vK81] N.G. van Kampen. *Stochastic processes in Physics and Chemistry*. North Holland, 1981.

## Appendix C. Figures.

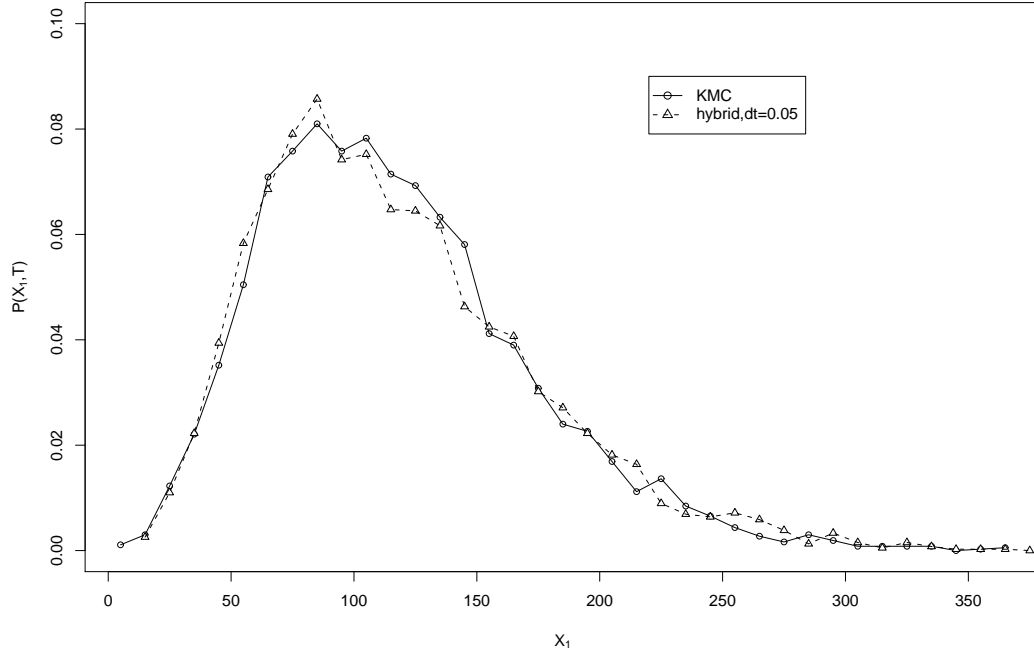


FIG. C.1. Comparison of empirical stationary distributions  $P(X_1; T)$  obtained for  $N = 10^4$  points for KMC and hybrid scheme with  $h = 0.1$  at  $T = 2 \cdot 10^3$

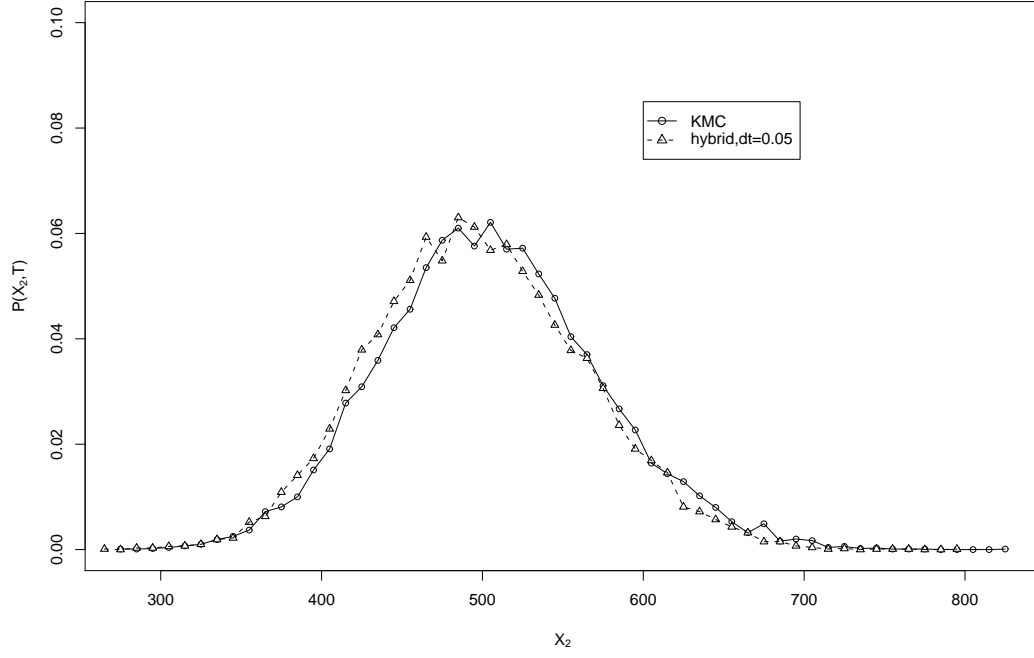


FIG. C.2. Comparison of empirical stationary distributions  $P(X_2; T)$  obtained for  $N = 10^4$  points for KMC and hybrid scheme with  $h = 0.1$  at  $T = 2 \cdot 10^3$

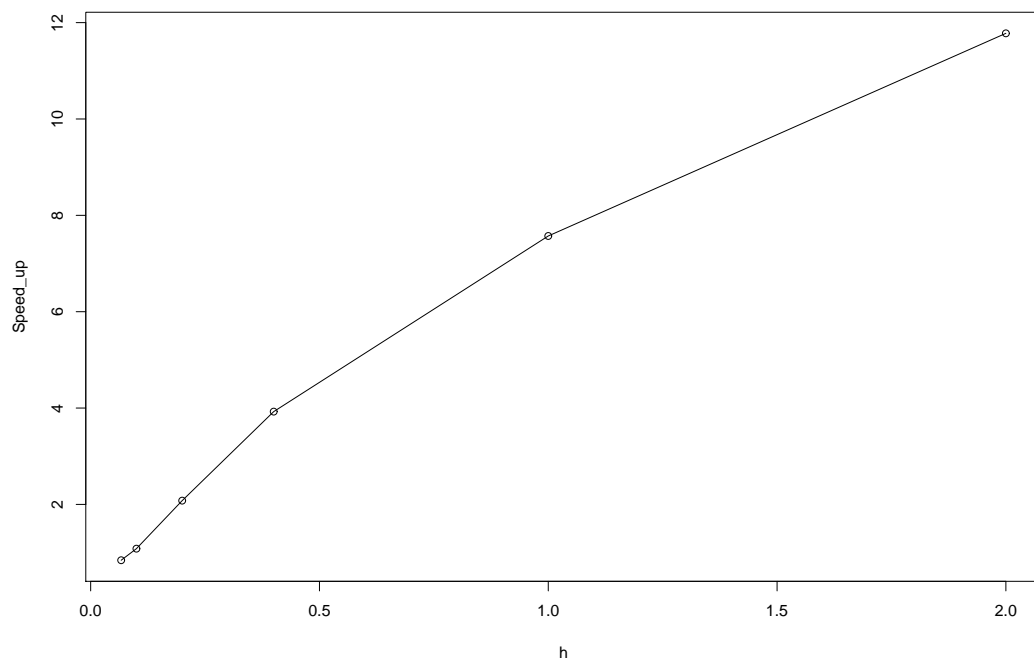


FIG. C.3. *Speedup of the hybrid method compared to the KMC method for different step-sizes of the grid.*