

SPONTANEOUSLY APPEARING DISCRETE MOVING KINKS IN NONLINEAR ACOUSTIC CHAIN WITH REALISTIC POTENTIALS

L.S. Metlov and Yu.V. Ereminenkova
Donetsk Physico-Technical Institute,
Ukrainian Academy of Sciences,
83114, R. Luxemburg str. 72, Donetsk, Ukraine
(Dated: February 23, 2022)

Molecular dynamic simulations are performed to investigate a long-time evolution of different type initial signals in nonlinear acoustic chains with realistic Exp-6 potential and with power ones. Finite number of long-lifetime kink-shaped excitations is observed in the system in thermodynamic equilibrium. Dynamical equilibrium between the processes of their growth and decay is found.

PACS numbers: 63.20.Pw; 63.20.Ry; 65.90.+i

Keywords: Moving kink; Realistic potential; Thermodynamic equilibrium; Energy concentration

I. INTRODUCTION

Power expansions of interatomic potentials (such as 2-4 and 2-3-4 potentials) are frequently used for investigation of strongly nonlinear phenomena [1, 2, 3, 4, 5, 6]. However, for soliton-like excitations with large amplitudes one can not be sure that high-order anharmonisms may be omitted. So, realistic (e.g. Lennard-Jones, Morse) potentials were used to take all-order anharmonisms into account [6, 7, 8].

Several types of soliton-like excitations were found in discrete monoatomic chains with anharmonic intersite potentials (acoustic chains).

Breathers – time-periodic space-localized one-parameter^[1] modes with frequency as a parameter are revealed in FPU chains with 2-4 potential [1, 10]. Another solutions – dark solitons (phase shift in stable time-periodic extended nonlinear mode) are proved to exist in FPU chains [11, 12]. In monoatomic acoustic chains with realistic Lennard-Jones and Morse potentials breathers are not observed in numerical experiments, and, moreover, they are forbidden [6]. However, they arise if time-periodic driving field is applied to the chain [7, 8].

Moving kinks – time non-periodic solitons with step-shaped profiles of atom displacements [13, 14, 15, 16, 17] and pulses – solitons with bell-shaped profiles [15, 18, 19] are predicted in acoustic chains. These solitons are one-parameter ones with a velocity as a parameter. Numerical results for pulses were obtained in [18, 19] for FPU and Toda chains. Exact non-topological moving kinks are well known in integrable acoustic Toda chain [13]. Existence theorems of non-topological moving kinks are also proved for non-integrable FPU chains [14, 15] and for acoustic chains with interatomic potentials of arbitrary

powers [16]. We don't know other solutions for moving kinks in discrete case for acoustic chains. In continual (long wave) limit moving kinks are observed in real ultrasonic experiment and investigated numerically taking third-order anharmonism into account (KDV equation) [17].

Thus, no any soliton-like solutions have been obtained in discrete case for non-integrable acoustic chains with realistic interatomic potentials. In this paper spontaneous creation of discrete moving kinks is observed in numerical experiment for the chain with such potential.

The aim of this article is molecular dynamics study of discrete acoustic chain with realistic interatomic potential at high temperatures after thermalization. The role of different orders of anharmonicity in power expansion of realistic potential is investigated.

The methods used are described in the Sec. II. Numerical results and discussions for thermalized gas of spontaneously appearing moving kinks are given in the Sec. III.

II. METHODS AND APPROXIMATIONS

Equations of motion

$$m \ddot{r}_i = \frac{1}{2} \sum_{j \neq i}^N \left(\frac{r_j}{r_{ij}} \right)^X V(\dot{r}_i - \dot{r}_j) \quad (1)$$

are integrated numerically with periodic boundary conditions for acoustic chain containing 100 atoms. Nearest neighbor approximation is used. Analogous results are obtained when six neighbors and 1500 atoms are taken into account.

We use the system of units in which energy is measured in [K], mass in [amu] does, and distance is measured in the units of equilibrium interatomic distance $[d_0]$. The unit of time is equal to the period of harmonic zone boundary phonon mode ($T_0 = 8.3716 \cdot 10^{13}$ sec). It corresponds to the case of neon with atom mass $m = 20.18$ amu. Velocities are measured in the units of sound velocity $v_s = 12.72 [(K/amu)^{1/2}]$.

Electronic address: metlov@ukr.net

[1] Necessary conditions for existence of two-parameter moving breathers (frequency and velocity are parameters) and numerical algorithm for their searching are proposed in [9]

Six-order symplectic Yoshida algorithm [20] is applied for numerical simulations. Time step is equal to $0.008 T_0$ which provides energy conservation with the accuracy $4 E = E = 10^{-6}$ during whole simulation time ($t = 10^6 T_0$). Realistic interatomic Exp-6 potential

$$V^{\text{exp-6}}(r_{ij}) = A_0 \exp(-\alpha_{ij}) - \frac{A_0}{6} x_{ij}^6; \quad x_{ij} = r_{ij} - d_0 \quad (2)$$

is used with the parameters $A_0 = 35.9335 \text{ K}$, $\alpha = 13.6519$ obtained ab initio for the dimer of neon [21]. Single empirical parameter $d_0 = 3.091 \text{ \AA}$ is fitted to equilibrium interatomic distance in neon dimer [22].

Four types of initial conditions are used.

Zone boundary mode with wave vector $k = \pi/2$ (zone boundary mode). Equal opposite initial velocities v_0 were assigned to neighbor atoms.

White noise. Random initial velocities were fixed.

Shock waves. Initial velocities $v_0 = 0.96 v_s$ directed inside the chain were given to three atoms at each end of the chain.

Exact breathers. Initial displacements of atoms were fixed according to breathers exact form $A(\dots; 0; 1; 2; 1; 2; 0; \dots)$ for odd-parity breather and $A(\dots; 0; 1; 1; 0; \dots)$ for even-parity one [3]. The amplitude is $A = 0.279 d_0$.

In all the cases the same energy $E = 90 \text{ K/atom}$ is fed into the system by the initial conditions. This energy is two times larger than cohesive energy of neon dimer.

To investigate the role of different order anharmonisms, the simulations have performed on acoustic chains with power interatomic potentials. These potentials are defined expanding Exp-6 potential

$$V^{\text{exp-6}}(r_{ij}) = V_0 + \frac{K_2}{2} (x_{ij})^2 + \frac{K_3}{3} (x_{ij})^3 + \frac{K_4}{4} (x_{ij})^4 + \dots \quad (3)$$

and taking higher powers into account consequently.

III. RESULTS AND DISCUSSIONS

Excluding the cases specially mentioned, acoustic chain with Exp-6 potential is considered with different initial conditions in all the subsections. Chains with power and Toda potentials are also reported.

A. Zone boundary mode

To the time $t = 50 T_0$ initial zone boundary mode perturbed by numerical noise is destroyed by period-doubling instability (see also [6]). In the following, the motion of atoms become more and more chaotic. Simultaneously, the process of space concentration of energy takes place. Well-localized solitons with the width compatible to lattice constant are spontaneously created since $t = 600 T_0$. Thus, the solitons in the chain with realistic potential appear after thermalization. On the contrary, breathers in FPU chain arise directly as a result of zone boundary mode destruction, and the system is thermalized after decay of breathers.

The thermalization is defined here as a state when the energy distribution of atoms obtained in numerical simulation is close to Gibbs one. The system persists in such state for a long time. The deviations from Gibbs distribution caused by solitons are possible at high-energy tail only.

In the Fig. 1 energy distribution of atoms $E(n) = \sum E_i(n)$ is given. The $E(n)$ is defined so that $dE(n) = E(n)dn$ is total energy of atoms which fall into energy interval $(n; n + dn)$. The $n(n)dn$ is the number of atoms with the energies residing in the same interval. Solid curve $E(n)$ corresponds to Gibbs distribution $n(n)$ obtained in harmonic approximation. The circles denote the distribution $E(n)$ observed in numerical experiment, when one of the most intensive solitons appears. This soliton gives a local peak on the tail of experimental $E(n)$. The position of the peak on energy scale manifests that the energy concentrated in the soliton is 15 times as much as average energy of an atom in the system. At all the rest energies experimental distribution agrees with Gibbs one. It indicates that majority of atoms move chaotically.

Fractional deviation of experimental distribution $n(n)$ from Gibbs one is reported in Fig. 2 (numbered by 1). Experimental and Gibbs distributions $E(n)$ are also given here (numbered by 2). The value of experimental $n(n)$ is 36 times as much as Gibbs one near the peak at the tail, while $n_{\text{exper}} = n_{\text{Gibbs}}$ at all the rest energies.

Typical pattern of map of tracks of solitons is plotted in Fig. 3 where single powerful soliton is seen clearly. Time periodicity in the motion of atoms is not observed. Velocity of the soliton (the slope of the curve of energy maximum position via the time) is equal to $v = 2.6 v_s$. Numerical experiment shows that the velocities and the amplitudes of observed solitons are connected uniquely. Therefore, these solitons are one-parameter ones. Besides, they are pass each through others without loss of

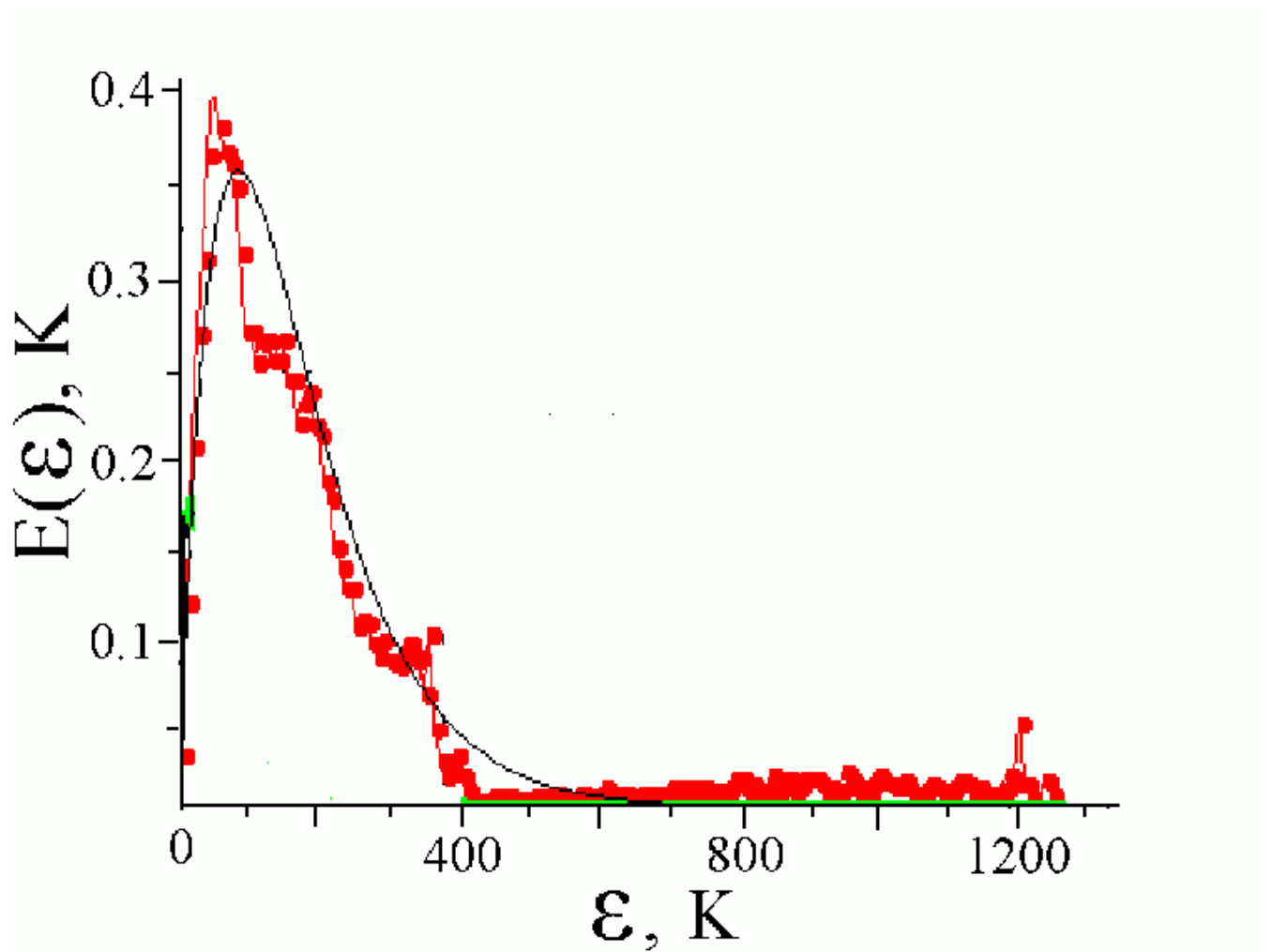


FIG. 1: Energy distribution of atoms $E(\epsilon) = \langle n(\epsilon) \rangle$. Solid curve corresponds to Gibbs form of the $n(\epsilon)$, the circles denote the distribution $E(\epsilon)$ obtained in numerical experiment. To get experimental distribution the energies of atoms are averaged for the time $11 T_0$. The distribution corresponds to one of the most intensive kinks ($t = 188947 T_0$).

their individuality like to solitons in integrable systems (Fig. 4).

The form of obtained solitons can be determined from enlarged fragment of the map of tracks plotted in Fig. 5. The velocities of atoms are given here. The atom in the soliton moves in the same direction that the soliton does and transfer its momentum to the next neighbor. It can be said with good accuracy that this soliton is localized on two sites only. Space dependence of atoms velocity has bell-shaped form at each moment of time. Therefore, the displacements of atoms have step-shaped form, and the solitons can be identified as non-topological moving kinks.

Let use the parameter

$$C_0 = N \frac{\sum_{i=1}^N E_i^2}{(\sum_{i=1}^N E_i)^2} \quad (4)$$

as quantitative indicator of energy concentration [4]. The

$C_0 = 1$ if all the atoms have the same energies, $C_0 = 1.75$ for equilibrium Gibbs distribution in harmonic approximation [4], and $C_0 = N$ if all the energy is concentrated on one site only. Parameter C_0 indicates energy concentration in all the solitons existing simultaneously, but speaks nothing about the number of solitons and their individual contributions. In Fig. 6 the C_0 via the time is given for the chain after thermalization. For the time interval under consideration C_0 oscillates around its average value in the frames 1.7-3.3, and it doesn't exceed 1.5-4.2 during whole simulation time ($t = 10^6 T_0$). It follows from this oscillating behavior of the C_0 that the probabilities of kinks growing and decay are equal.

Different periodic components of $C_0(t)$ are separated by fast Fourier transform which is performed taking 8192 time points into account. To suppress weak high-frequency fluctuations of the C_0 caused by thermal motion of atoms initial time dependence of C_0 was smoothed by adjacent averaging using 25 time points. Amplitude

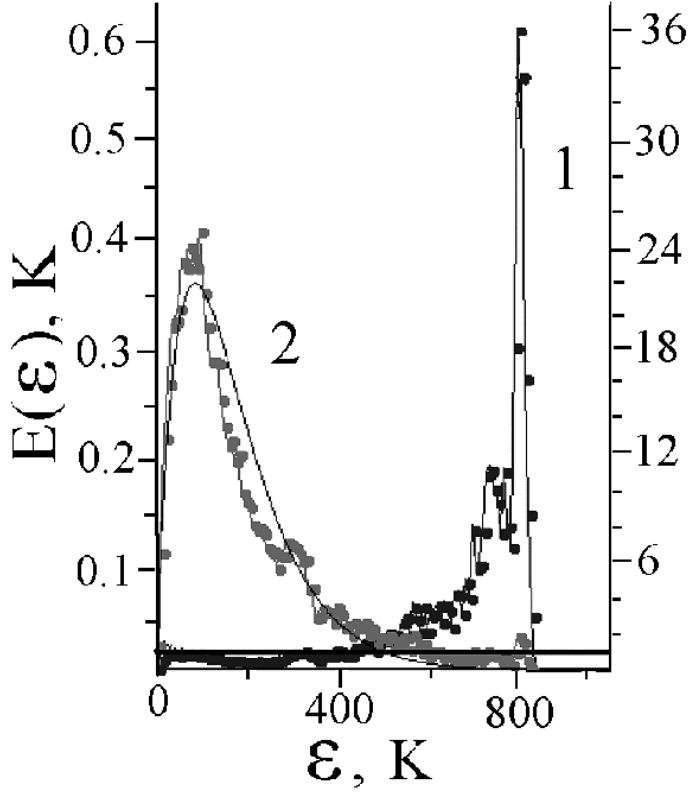


FIG. 2: Fractional deviation of experimental distribution n'' from Gibbs one, $n_{\text{exper}}'' = n_{\text{Gibbs}}''$, at $t = 2316248T_0$ (1 - black circles connected by the line; right scale). The digit 2 denotes experimental and Gibbs distributions E'' at the same t .

Fourier spectrum smoothed using 5 frequency points is plotted in Fig. 7 (the curve 1). A number of considerable peaks is observed at the frequencies $10^{-5} - 10^{-3} (T_0)^{-1}$. However, the width of these peaks is compatible to the distance between them, and each peak by itself is seen to be meaningless. Thus, one can evaluate maximal frequency (minimal period) of long-time oscillations of $C_0(t)$ only. For convenience we smooth frequency dependence of Fourier amplitudes using more number of points (50 points, the curve 2 in the Fig. 7). We determine maximal frequency as a frequency at which Fourier amplitudes drop two times. Then, minimal period of $C_0(t)$ oscillations is evaluated to be $\approx 1000T_0$, which agrees with the lifetime of most intensive kinks deduced directly using tracks maps.

Numerical simulations show a number of kinks to exist simultaneously in the chain. Some of them persist on the stage of growing and others are on the stage of decay. Moreover, there are a long-time fluctuations of number of

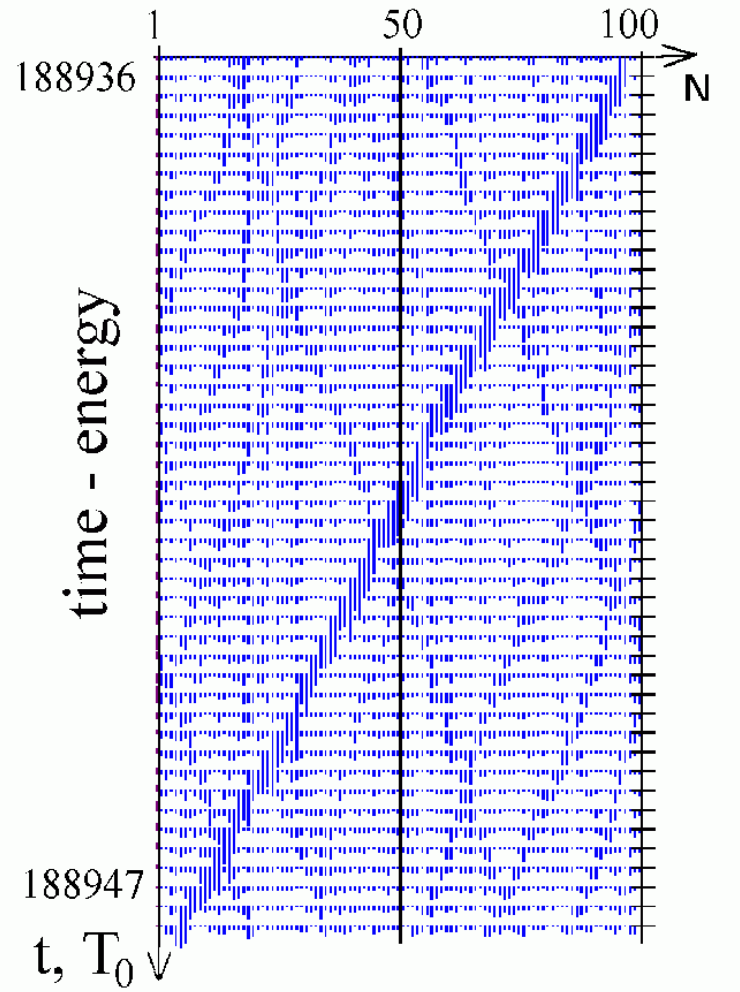


FIG. 3: Map of tracks of moving kink from numerical experiment of the Fig. 1. Horizontal axis indicates the position along the chain, vertical axis corresponds to the time (time is going downward). The energies and velocities of atoms are denoted as short vertical lines with the length proportional to the magnitude (positive direction is downward).

kinks which correlate with the fluctuations of energy concentration parameter C_0 : the more the magnitude of C_0 the less the number of kinks^[2]. For example, for strong concentration of energy ($C_0 = 3.7$) corresponding to the Fig. 3 single kink runs along the chain. The number of kinks remains, practically, unchanged when enlarged amounts of energy of 300 K/atom and 1000 K/atom are initially fed into the chain, while the energy concentrated in each kink enhances.

In conclusion, there is an hierarchy of excitations in the chain after thermalization, starting with most strong well-localized and long-lifetime kinks and finishing with

[2] Similar correlation was observed on acoustic chain with Lennard-Jones potential [23].

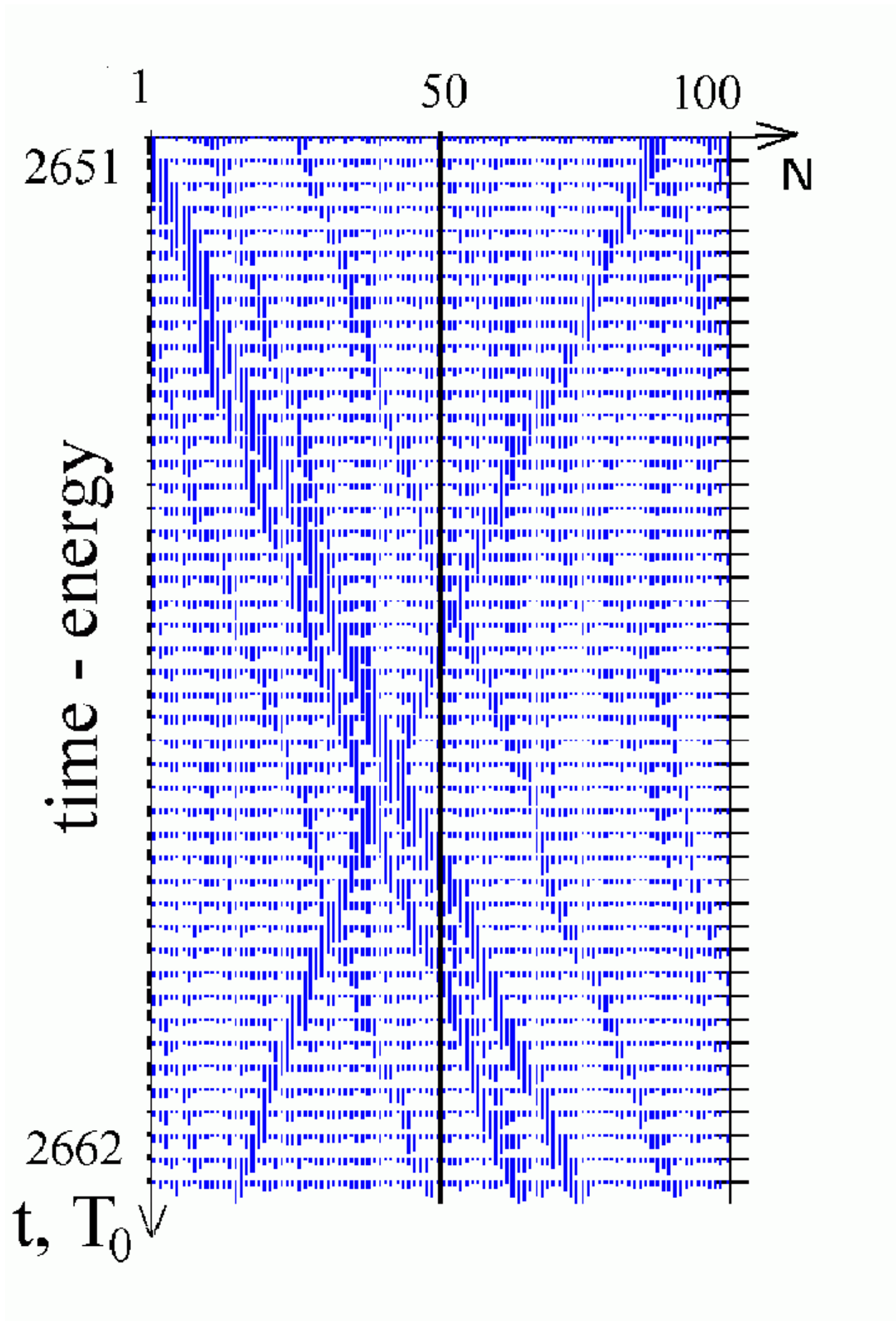


FIG .4: Interaction of moving kinks.

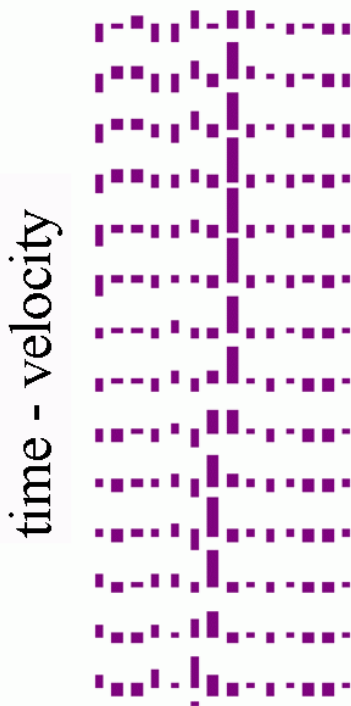


FIG. 5: The form of moving kink from the Fig. 3. Time step is equal $0.022 T_0$.

phonons. Weak excitations deserve as the background with which strong kinks interact. Time after time strong kinks appear spontaneously from the background. For certain time each kink exhibits systematic tendency to growth, which changes by stable tendency to decay. The behavior of ensemble of such kinks leads to oscillating time dependence of energy concentration parameter, and all the properties averaged for a long enough time are steady.

B. White noise

Although there is a stage of chaotic motion of atoms after decay of initial mode the question remains about effect of initial conditions on the form of created solitons. To exclude this effect we use white noise as initial conditions. The system will choose most appropriate solitons.

At the beginning of the simulations atom move chaotically, but the distribution E'' is different from Gibbs one. The process of energy concentration starts immediately. After $t = 80T_0$ the E'' agrees with Gibbs one. Well localized kinks are created since $t = 400T_0$. Their form and properties are identical to ones for the kinks arising after mode decay.

Thus, whatever initial conditions, acoustic chain with realistic Exp-6 potential comes to the same state characterized by finite number of long-lifetime high-energy supersonic moving kinks.

C. Shock waves

The form of spontaneously appearing moving kinks is similar to the form of shock waves. We adopt shock waves as initial conditions, which permit to set the amplitudes of the kinks in controlled manner.

Instantly each initial shock wave including three atoms splits into three kink-like excitations moving with the velocities $4.5-5 v_s$; $C_0 = 17.4$. They are localized on two sites only. Kink-like excitations lose the energy slowly. To $t = 1100T_0$ they become slightly delocalized in space: two, three or more atoms moving in the same direction are contained in the kinks. The parameter C_0 drops to 3.1, kinks velocities decrease to $2.3-2.8 v_s$. So, quantitative characteristics of shock waves become compatible to ones for spontaneously created kinks.

Numerical experiments on shock waves with different initial amplitudes show that the more energy is stored in the wave the more its lifetime.

We consider the propagation of the same shock waves in integrable Toda chain where non-topological moving kinks are exact solutions. Like FPU chain, each initial shock wave splits into three kinks with the form, velocities and parameter C_0 similar to ones for Exp-6 potential. In the following these kinks transfer a bit of energy to background atoms, and, further, neither the form nor the energies of the kinks are altered to the end of simulation ($t = 28000 T_0$).

D. Exact breathers

It was found that in monoatomic acoustic chains with realistic Lennard-Jones and Morse potentials breathers are not created [6]. We have performed numerical simulations on the chain with Exp-6 potential with initial displacements of atoms in the form of single odd-parity breather placed in the center of the chain. For the time less than T_0 the breather decays into two kinks with equal energies moving in opposite directions. In the following shock wave scenario is realized. Kink-like excitations are delocalized slightly in space, and to $5000 T_0$ the parameter C_0 and kinks velocities decrease and become compatible to the characteristics of spontaneously created kinks. Further, each kink grows and decays as it was described above. The simulations with even parity breather give analogous result.

Instability of breathers in the chain with Exp-6 potential is caused by strong asymmetry of the potential. Inside the breather, one of interatomic bonds is compressed and its potential energy is increased. If the potential would be symmetrical, increasing of the potential energy

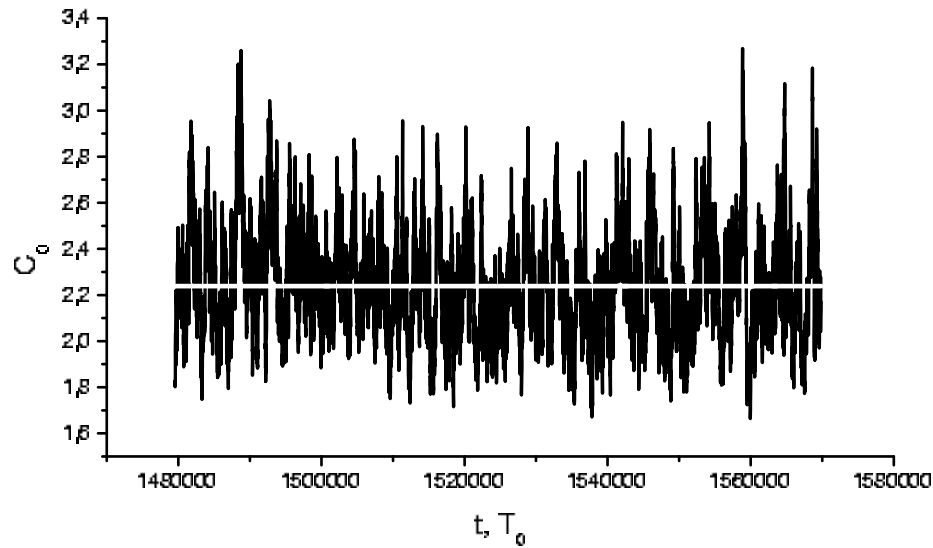


FIG . 6: Parameter of energy concentration via the time (black line). White line is average value $\langle C_0 \rangle$.

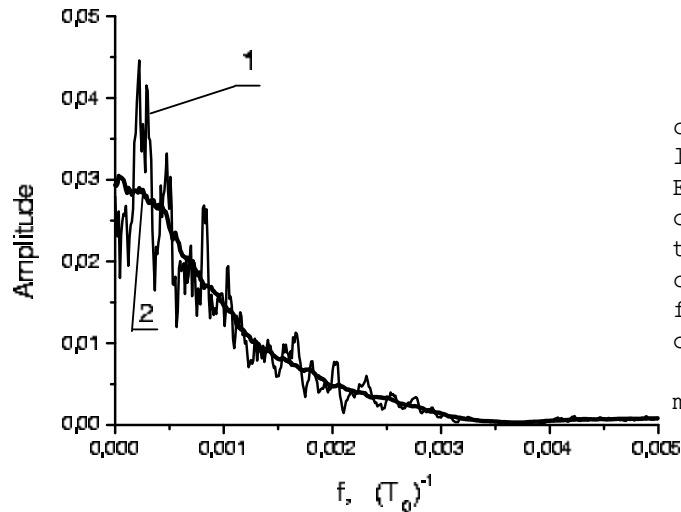


FIG . 7: Amplitude Fourier spectrum of $C_0(t)$. The curve 1 is the spectrum smoothed using 5 points; the curve 2 is the spectrum smoothed using 50 points.

would be equal when the atoms both approach each other and remove. So, if the slope of potential curve is large enough, the pair of atoms would vibrate almost like isolated bound state as it does in FPU chain. In Exp-6 potential attractive part is much weaker than repulsive one, and the atoms, if approached, remove almost freely. They collide with neighbor atoms and transfer whole momentum to them. As a result, two kinks run along the chain in opposite directions.

E . Power potentials

The form and some properties of moving kinks in the chain with Exp-6 potential are similar to ones of the solutions of Bussinesk equation. It can be obtained from Eq. 1 in continual approximation if cubic anharmonism only is taken into account. This similarity would suggest that high order anharmonisms could be neglected. To clarify the role of different order anharmonisms we perform the simulations for the chains with the potentials obtained as power expansion Eq. 3 of Exp-6 potential.

The next cases are considered (initial conditions – m mode).

2-3 potential. m mode decays, the solitons appear and collapse immediately.

2-4 and 2-3-4 potentials. m mode decays by modulational instability, and the breathers occur in agreement with [1, 2, 3, 4, 5, 6]. Maximal velocity of breather is $0.1v_s$, the lifetime is $t = 120T_0$ (2-4 potential) and $t = 50T_0$ (2-3-4 potential). Unlike the kinks, breathers interact each with other strongly. After breathers decay movement of atoms becomes chaotic, energy distribution agrees with Gibbs one. In the following kink-like solitons are spontaneously created in the chain^[3]. However, lifetime of these kinks is very short ($t = 50T_0$), indicating that both kinks and breathers interact strongly in the chains with 2-4 and 2-3-4 potentials.

[3] Numerical simulation shows kink-like solitons to arise in the chains with 2-4 and 2-3-4 potentials regardless of initial conditions.

2-3-4-5-6 and 2-3-4-5-6-7-8 potentials. m mode is stable.

2-3-4-5-6-7-8-9-10 potential. m mode decays through period-doubling instability. Solitons identical to kinks in the chain with Exp-6 potential are created (with long lifetime and weakly interacted each with others).

Thus, in the chain with 2-3 potential nonlinear term is not balanced by dispersion one (at least at the energy $90 K / \text{atom}$), and solitons are collapse. Cubic anharmonism added to 2-4 potential give only quantitative changes in the picture of solitons formation. The 5-6 and 7-8 powers stabilize m mode. Higher (9-10) powers give the change of the type of instability, and the properties of kinks coincide with ones in realistic Exp-6 potential. So, quantitatively small corrections give qualitative change of atoms behavior, and realistic interatomic potentials should be used to avoid such difficulties in real crystals.

IV. SUMMARY

The behavior of nonlinear acoustic chain with realistic Exp-6 potential is investigated. Regardless of the type of initial conditions, moving non-topological kink-shaped solitons occur spontaneously after thermalization of the system. These kinks are one-parameter solitons with the velocity as a parameter. They interact each with others weakly and pass each through others without loss of their individuality like solitons in integrable systems. Traveling along the chain, each kink, firstly, collect the

energy from the background atoms, and, in the following, transfer it to small-amplitude phonons. Dynamical equilibrium between the processes of kinks growth and decay takes place. So, there is finite number of high-energy excitations in the system at each moment of time. Time intervals when the most amount of energy is concentrated in the kinks are repeated periodically. Average lifetime of a kink is estimated to be $\sim 1000 T_0$.

Acoustic chains with power interatomic potentials are investigated adding higher powers of atom displacements consequently up to ten powers. In the chains with 2-4 and 2-3-4 potentials discrete breathers are observed in agreement with [1, 2, 3, 4, 5, 6]. After breathers decay thermal equilibrium is achieved and kink-like solitons also appear in these chains. However, these kinks interact strongly each with others and have short lifetime ($50-120 T_0$). Thus, unlike breathers related to power potentials only, the kinks can be created both in power and realistic potentials whatever initial conditions.

Molecular dynamics study of m mode stability in the chains with power potentials shows the change of the type of instability (from modulational to period-doubling) when high (9 and 10) powers are added. It indicates that extreme caution is required using power expansions of interatomic potentials in real crystals.

Thus, in thermal equilibrium long-lifetime high-energy supersonic moving kinks appear in acoustic chain with Exp-6 potential at high temperatures. One can expect that similar excitations can exist in three-dimensional case and give considerable enhancing of thermal conductivity at high temperatures and also effect on long-time strength of solids.

-
- [1] A. Dolgov, *Fiz. Tverd. Tela (Sov.)* 28, 1641 (1986).
 - [2] V. Burlakov, S. Kiselev, and V. Rupakov, *Phys. Lett. A* 147, 130 (1990).
 - [3] K. Sandusky, J. Page, and K. Schmidt, *Phys. Rev. B* 46, 6161 (1992).
 - [4] T. Cretegny, T. Dauxois, S. Rufo, and A. Torchini, *Physica D* 121, 109 (1998).
 - [5] S. Bichham, S. Kiselev, and A. Sievers, *Phys. Rev. B* 47, 14206 (1993).
 - [6] K. Sandusky and J. Page, *Phys. Rev. B* 50, 866 (1994).
 - [7] T. Rössler and J. Page, *Phys. Lett. A* 204, 418 (1995).
 - [8] T. Rössler and J. Page, *Phys. Rev. Lett.* 87, 1287 (1997).
 - [9] S. Flach and K. Kladko, *Physica D* 127, 61 (1999).
 - [10] S. Flach and C. Willis, *Phys. Rep.* 295, 181 (1998).
 - [11] O. Chubykalo and Y. Kivshar, *Phys. Lett. A* 178, 123 (1993).
 - [12] Y. Kivshar, *Phys. Rev. Lett.* 70, 3055 (1993).
 - [13] M. Toda, *Theory of nonlinear lattices* (Springer Verlag, Berlin, 1989).
 - [14] J. Carr and B. McLeod, *Solitary waves on lattices*, Preprint (1997).
 - [15] G. Friesecke and J. Wattis, *Comm. Math. Phys.* 161, 391 (1994).
 - [16] D. Smets and M. Willem, *J. Fun. Anal.* 149, 266 (1997).
 - [17] H.-Y. Hao and H. Maris, *Phys. Rev. B* 64, 064302 (2001).
 - [18] D. Hochstrasser, F. Mertens, and H. Buttner, *Physica D* 35, 259 (1989).
 - [19] J. Eilbeck and R. Fiesh, *Phys. Lett. A* 149, 200 (1990).
 - [20] H. Yoshida, *Phys. Lett. A* 150, 262 (1990).
 - [21] Y. Eremeychenko, L. Metlov, and A. Morozov, <http://arxiv.org/abs/physics/0204040>.
 - [22] J. Ogilvie and F. Wang, *J. Mol. Struct.* 273, 277 (1992).
 - [23] L. Metlov, <http://arxiv.org/abs/nlin.PS/0204041>.