

Self-Organized Criticality and Thermodynamic formalism.

B. Cessac * Ph. Blanchard † T. Krüger ‡ J.L. Meunier,§

We introduce a dissipative version of the Zhang's model of Self-Organized Criticality, where a parameter allows to tune the local energy dissipation. We analyze the main dynamical features of the model and relate in particular the Lyapunov spectrum with the transport properties in the stationary regime. We develop a thermodynamic formalism where we define formal Gibbs measure, partition function and pressure characterizing the avalanche distributions. We discuss the infinite size limit in this setting. We show in particular that a Lee-Yang phenomenon occurs in this model, for the only conservative case. This suggests new connexions to classical critical phenomena.

Keywords. Self-Organized Criticality, hyperbolic dynamical systems with singularities, thermodynamic formalism, Lee-Yang singularity.

In 1988, Bak, Tang and Wiesenfeld (BTW) [1] proposed for the first time a mechanism allowing a dynamical system to reach “spontaneously” a steady state exhibiting some features of a thermodynamic system at a critical point. Namely, by its only internal reorganization in reaction to (stationary) external world perturbations, the system reaches a stationary state with power law statistics. This effect, called by these authors Self-Organized Criticality (SOC), was quite unexpected since attaining the critical state of a thermodynamic system usually needs a fine tuning of some control parameter (temperature, magnetic field, etc...) that is at first sight absent from the definition of the BTW model and its many variants [2,3]. This is a first difference between the SOC systems and thermodynamic systems exhibiting a second order phase transition. Furthermore, at stationarity, there is a constant flux through the system since the stationary flux of external perturbations is dissipated in the bulk or at the boundaries. This corresponds to a non-equilibrium situation and it is therefore believed that usual equilibrium statistical mechanics treatments using the concept of Gibbs measure, free energy, etc ... cannot be applied in this case. Moreover, there is an implicit notion of “thermodynamic limit” in SOC systems in order to reach the critical state. However, the absence of a thermodynamic setting raises difficulties in establishing a proper definition of the thermodynamic limit and only a few paper (like [4]) have focused on this aspect. Consequently, the results concerning this limit rely mainly on extrapolations from the finite size numerical data and the properties of the limiting system have to be conjectured from the finite size dynamical system. Unfortunately, these numerical results must be handled properly. This implies in particular to have the right finite size scaling form *and* a fair control of the *bias* induced by numerics.

In [5–8] we proposed an analysis of one SOC model, the Zhang's model [9], using the tools and concepts from dynamical system theory and ergodic theory. In particular, our results opened the perspective to construct a thermodynamic formalism in the sense of Sinai, Ruelle, Bowen [10–12]. In this setting, one defines in particular an extension of the notion of Gibbs measure, where the Hamiltonian is replaced by a dynamically relevant quantity. We discussed

*Institut Non Linéaire de Nice, 1361 Route des Lucioles, 06560 Valbonne, France

†University of Bielefeld, BiBoS, Postfach 100131, D-33501, Bielefeld, Germany

‡University of Bielefeld, BiBoS, Postfach 100131, D-33501, Bielefeld, Germany and Technische Universitaet, Str. des 17 July 135, 1062 3, Berlin, Germany

§Institut Non Linéaire de Nice, 1361 Route des Lucioles, 06500 Valbonne, France

in particular in [5,7] the possibility to use this formalism to relate the microscopic dynamics to the macroscopic characteristics of the critical state. Actually, non trivial results relating the fractal structure of the attractor and the probability distribution of avalanche sizes were obtained. Moreover, we argued that this formalism could be used to define properly the stationary state of the finite size dynamical system, and then an extrapolation of its properties when the size tends to infinity could be done.

This paper and [13] are intending to develop this aspect. More precisely, our aims are:

- Construct the equivalent of finite volume Gibbs measures (in the sense of Sinai, Ruelle, Bowen) in order to have the equivalent of the statistical mechanics generating functions : partition function and free energy, to characterize the stationary state. Since there is no Hamiltonian in the dynamics this construction must be done in a more general setting.
- Link these generating functions to dynamical properties.
- Relate these functions to the avalanche distributions.
- Analyze the behavior of these functions for finite size and attempt to characterize the SOC state by extrapolating to the limit.
- Have a theoretical control of the validity of the extrapolations made from numerical simulations.

The two last points are the main topic of a separated and independent paper [13]. In the present paper we will mainly focus on the three first aspects. For, we introduce a non conservative version of the Zhang model where a parameter h controls the local energy dissipation. This parameter acts somehow as a temperature and we show that it has to be tuned to $h = 0$ in order to obtain a critical state in the thermodynamic limit. Consequently, our model “self-organizes” into a “critical” state only in the conservative case. However, the presence of this additional parameter gives us some additional freedom to control the dynamics, and allows us to define an additional critical exponent. Moreover, it allows us to outline the role of boundary dissipation in the process of self-organization into a critical state.

The paper is structured as follows. In the first section we analyze in details the general properties of the dynamical system such as transport and links to Lyapunov exponents. The second section is devoted to the construction of a thermodynamic formalism allowing us to define formal Gibbs measure, “partition function” and “free-energy” characterizing the stationary state. We discuss the thermodynamic limit in this setting, in the third section. We show in particular that, when the size of the system diverges, a *Lee-Yang phenomenon* [14] occurs, related to a loss of analyticity of the formal free energy. This unexpected result suggests that SOC systems might be closer as previously believed to classical critical phenomena and opens some effective way to “map self-organized criticality to criticality” [15]. We show that the Lee-Yang phenomenon is observed only when the energy is *locally conserved* ($h = 0$). Moreover, the critical exponent characterizing the divergence of the correlation length of the avalanche size distribution when $h \rightarrow 0$ is analytically related to the angle that the Lee-Yang zeros do with the real axis with some analogy with usual critical phenomena. In section IIIB we also discuss the genericity of an important effect occurring

in the Zhang model: a weak form of initial conditions sensitivity. We wrote an appendix where a short presentation of the thermodynamic formalism, devoted to non-specialists, is presented.

I. DYNAMICAL PROPERTIES OF THE FINITE-SIZE MODEL.

A. Definitions.

The Zhang's model is defined as follows. Let Λ be a d -dimensional box in \mathbb{Z}^d , taken as a square of edge length L for simplicity. Call $N = \#\Lambda = L^d$, where $\#$ denotes the cardinality of a set. Each site $i \in \Lambda$ is characterized by its "energy" X_i , which is a non-negative real and finite number. Denote by $\mathbf{X} = \{X_i\}_{i \in \Lambda}$ a configuration of energies. Let E_c be a real, positive number, called the *critical energy*, and $\mathcal{M} = [0, E_c]^N$. A configuration \mathbf{X} is *stable* when $\mathbf{X} \in \mathcal{M}$ and *unstable* otherwise. In an unstable configuration the sites i such that $X_i \geq E_c$ are called *active*. The dynamics action on \mathbf{X} depends whether \mathbf{X} is stable or unstable.

If \mathbf{X} is stable, one chooses a site $i \in \Lambda$ at random with probability $\frac{1}{N}$, and add to it the energy $\delta = 1$ (*excitation*). If \mathbf{X} is unstable, each active site loses a part of its energy, redistributed in equal parts to its $2d$ neighbors in the following way (*relaxation*). Fix two ¹ real parameters, $\epsilon \in [0, 1[$ and $h \geq 0$. Set $\gamma = \epsilon^h$, $\epsilon' = \epsilon\gamma = \epsilon^{1+h}$, $\alpha = \frac{(1-\epsilon)}{2d}$. When i is active it gives the energy αX_i to its $2d$ neighbors and keeps the energy $\epsilon' X_i$. Therefore the energy is locally conserved in the case $h = 0$ whereas there is local dissipation ² when $h > 0$. If several nodes are simultaneously active, the local distribution rules are additively superposed, i.e. the time evolution of the system is synchronous. It is useful to write down the relaxation dynamics with the map:

$$\mathbf{F}(\mathbf{X}) = \mathbf{X} + (\gamma - 1)\epsilon\mathbf{Z}(\mathbf{X}) * \mathbf{X} + \alpha\Delta[\mathbf{Z}(\mathbf{X}) * \mathbf{X}] \quad (1)$$

In this equation $\mathbf{Z}(\mathbf{X})$ is a N dimensional vector, such that $Z_i(\mathbf{X}) = 0$ if X_i is stable and $Z_i(\mathbf{X}) = 1$ if X_i is unstable. The $*$ denotes the product component by component, that is if \mathbf{X}, \mathbf{Y} are N dimensional vectors, $\mathbf{X} * \mathbf{Y}$ is the N dimensional vector of components $X_i Y_i$. Δ is the discrete Laplacian on Λ .

The succession of relaxations leading an unstable configuration to a stable one is called an *avalanche*. Let $\partial\Lambda$ be the boundary of Λ , namely the set of points in $\mathbb{Z}^d \setminus \Lambda$ at distance 1 from Λ . The sites of $\partial\Lambda$ have always zero energy (dissipation at the boundaries). Since the total energy in a finite lattice is finite, all avalanches stop within a *finite* number of iterations for $h \geq 0$. The addition of energy is *adiabatic*. When an avalanche occurs, one waits until it stops before adding a new energy quantum. Further excitations eventually generate a new avalanche, but, because of the adiabatic rule, each new avalanche starts from *only one* active site.

The structure of an avalanche is encoded by the sequence of active sites $\mathcal{C} = \{C_t\}_{1 \leq t \leq \tau_{\mathcal{C}}}$ where $C_t = \{j \in \Lambda | X_j \geq E_c \text{ in the } t \text{ th step of avalanche}\}$ and where $\tau_{\mathcal{C}}$, called the *avalanche duration*, is the smallest number such that $C_{\tau_{\mathcal{C}}+1} = \emptyset$. The step $t = 1$ corresponds to the initial excitation of some site i . Consequently either $C_1 = \emptyset$

¹Note that the original Zhang's model corresponds to the case $\epsilon = 0$. The straightforward extension proposed here allows us to avoid pathological dynamical effects due to the existence of zero eigenvalues for the tangent maps when $\epsilon = 0$ [7].

²The case $h < 0$ would correspond to local energy injection. However, in this case there may not exist a stationary regime (see section IC).

(the addition of an energy quantum δ is not sufficient to make the site i active) or $C_1 = \{i\}$. Therefore, each avalanche can be labeled by a double index (i, j) , where the first index refers to the site where the energy is dropped and the second one to an enumeration of the possible avalanches starting at i (including the “empty” avalanche where the excitation of i does not render it active). The total energy of a stable configuration in a finite lattice being finite, (it is bounded by $L^d E_c$), the total number of possible avalanches is finite for finite L , (but diverges as $L \rightarrow \infty$ when $h = 0$ as discussed below). Call $l(i) < \infty$ the number of possible avalanches starting at i (note that $l(i)$ depends on L and h). The *size* s of an avalanche is the total number of active sites, $s(\mathcal{C}) = \# \cup_t C_t$. The *area* a is the number of distinct active sites in \mathcal{C} . Furthermore, one can use a, s, τ to make a partial ordering of the avalanches : $\mathcal{C} \prec \mathcal{C}' \Leftrightarrow n(\mathcal{C}) \leq n(\mathcal{C}')$. The size s , area a , and duration τ are examples of avalanches observables. We call avalanches observables a function n which assign to an avalanche a positive real number and such that $\mathcal{C} \subset \mathcal{C}' \Rightarrow n(\mathcal{C}) \leq n(\mathcal{C}')$.

Because all avalanches are *finite* (for finite L), and since we are not interested in the transients, one can, without loss of generality take all initial energy configurations $\mathbf{X} \in \mathcal{M}$. All trajectories starting from \mathcal{M} belong to a compact set \mathcal{D} . Call $\bar{\mathcal{M}} = \mathcal{D} \setminus \mathcal{M}$. $\bar{\mathcal{M}}$ contains the set of all unstable energy configurations achievable in an avalanche starting from an energy configuration in \mathcal{M} . It is useful to encode the dynamics of excitation in the following way. Let Σ_Λ^+ be the set of right infinite sequences $\tilde{a} = \{a_1, \dots, a_k, \dots\}$, $a_k \in \Lambda$, and σ be the *left shift*³ over Σ_Λ^+ , namely $\sigma \tilde{a} = a_2 a_3 \dots$. The elements of Σ_Λ^+ are called *excitation sequences*. The set $\Sigma_\Lambda^+ \times \mathcal{D}$ is the *phase space* of the Zhang’s model and $\hat{\mathbf{X}} = (\tilde{a}, \mathbf{X})$ is a point in the phase space. The Zhang’s model dynamics is given by a map $\hat{\mathbf{F}} : \Sigma_\Lambda^+ \times \mathcal{D} \rightarrow \Sigma_\Lambda^+ \times \mathcal{D}$ such that:

$$\mathbf{X} \in \mathcal{M} \Rightarrow \hat{\mathbf{F}}(\hat{\mathbf{X}}) = (\sigma \tilde{a}, \mathbf{X} + \mathbf{e}_{a_1}) \quad (2)$$

$$\mathbf{X} \in \bar{\mathcal{M}} \Rightarrow \hat{\mathbf{F}}(\hat{\mathbf{X}}) = (\tilde{a}, \mathbf{F}(\mathbf{X})) \quad (3)$$

where \mathbf{e}_a is the a -th canonical basis vector of \mathbb{R}^N . The knowledge of an initial energy configuration \mathbf{X} and of an excitation sequence \tilde{a} fully determines the evolution. One can endow Σ_Λ^+ with a probability distribution corresponding to a random choice of the excited sites. The excited sites are chosen at random and independently with uniform probability. This corresponds to endowing Σ_Λ^+ with the *uniform Bernoulli measure*, denoted by ν_L in the sequel.

The model definition entails the convergence of the dynamics to a stationary state where the average incoming energy flux is compensated by the dissipated energy flux. It is furthermore conjectured in the SOC literature that this state is reached independently of the initial state. In the dynamical systems terminology this amounts to assuming that there exists a *unique natural* or *Sinai-Ruelle-Bowen* (SRB) measure [10–12]. Indeed, in this case, one has the following properties. Let $\hat{\mu}_L$ be an invariant measure on Ω . Let ψ be some function, (integrable with respect to $\hat{\mu}_L$). Denote by $\bar{\psi}_L$ the time average :

³Throughout this paper we will often think of the left Bernoulli shift on Σ_Λ^+ as represented by the system $z \rightarrow Nz \bmod 1$, $z \in [0, 1]$. This allows in particular to define the tangent map in the direction of the shift.

$$\bar{\psi}_L(\hat{\mathbf{X}}) \stackrel{\text{def}}{=} \lim_{T \rightarrow \infty} \frac{1}{T} \sum_{t=1}^T \psi(\hat{\mathbf{F}}^t(\hat{\mathbf{X}})) \quad (4)$$

and let $\int \psi(\hat{\mathbf{X}}) d\hat{\mu}_L(\hat{\mathbf{X}})$ be the ensemble average with respect to $\hat{\mu}_L$. Then $\hat{\mu}_L$ is a SRB measure if $\bar{\psi}_L(\hat{\mathbf{X}}) = \int \psi(\hat{\mathbf{X}}) d\hat{\mu}_L(\hat{\mathbf{X}})$ for a set of initial conditions $\hat{\mathbf{X}}$ of *positive Lebesgue measure* [16]. If the SRB measure is unique then the time average and the ensemble average with respect to $\hat{\mu}_L$ are equal for a set of initial conditions of *full* Lebesgue measure.

Equivalently, in this case, the SRB measure is the weak limit :

$$\hat{\mu}_L = \lim_{T \rightarrow \infty} \frac{1}{T} \sum_{t=1}^T \hat{\mathbf{F}}^{*t}(\nu_L \times \mu_L^{(0)}) \quad (5)$$

for any absolutely continuous measure $\mu_L^{(0)}$ characterizing the distribution of the initial energy configurations, where $\hat{\mathbf{F}}^{*t}(\nu_L \times \mu_L^{(0)})$ is the image of $\nu_L \times \mu_L^{(0)}$ under the map $\hat{\mathbf{F}}^t$. Note furthermore that if $\hat{\mathbf{F}}$ is topologically mixing ⁴ then :

$$\hat{\mu}_L = \lim_{t \rightarrow \infty} \hat{\mathbf{F}}^t(\nu_L \times \mu_L^{(0)}) \quad (6)$$

The existence of a unique SRB measure is somehow the minimal property to assume since it implies that, if one selects the initial conditions at random with a uniform probability (or any probability having a density), then the time average will not depend on the initial condition. Furthermore, the property (6) corresponds exactly to what is numerically observed. Starting from an arbitrary (absolutely continuous) probability measure $\mu_L^{(0)}$ on the set of initial energy configurations and iterating the dynamics, the state $\hat{\mathbf{F}}^t(\nu_L \times \mu_L^{(0)})$, characterizing the statistical distributions of points at time t , converges to the stationary state $\hat{\mu}_L$. This leads to state what we call the *first SOC conjecture* in the sequel:

Conjecture 1 *For any finite L , there exists a unique SRB measure $\hat{\mu}_L$ obeying (6) for generic values of the parameters $E_c, \epsilon, h \geq 0$ and whatever the lattice dimension $d < \infty$.*

Note that the projection of $\hat{\mu}_L$ on Σ_Λ^+ is the Bernoulli measure ν_L by construction.

Proving this property in the Zhang's model is clearly a difficult task which is beyond the scope of this paper. We note however that this point has been widely discussed in a previous paper [7], where strong mathematical arguments in favor of this were given. Actually, the existence of a unique SRB measure was proved, but restricted to the one dimensional model, and to some E_c interval. Note *a contrario* that the failure of this property would lead to the coexistence of several stationary states depending on initial conditions. This has not been observed.

Since the SRB measure is the stationary state, the physically relevant quantities characterizing the stationary regime are obtained from $\hat{\mu}_L$. Call $\bar{\omega}_L \stackrel{\text{def}}{=} \hat{\mu}_L(\Sigma_\Lambda^+ \times \mathcal{M})$. By definition this is the probability to inject energy in the system. The average incoming energy flux, at stationarity, is given by the vector $\bar{\Phi}_L$ with components:

$$\bar{\Phi}_L(i) = \frac{\bar{\omega}_L}{N} \stackrel{\text{def}}{=} \bar{\phi}_L \quad (7)$$

⁴For any open sets $\mathcal{O}_1, \mathcal{O}_2 \subset \mathcal{A}$, $\exists T \equiv T(\mathcal{O}_1, \mathcal{O}_2) > 0$ such that $\mathcal{O}_1 \cap \hat{\mathbf{F}}^t \mathcal{O}_2 \neq \emptyset$, $\forall t \geq T$ [17]

corresponding to the average energy received by the site i , per unit time. Note that in this paper we consider, for simplicity, the case where the energy is uniformly distributed in the lattice, though most of the results hold in the more general case where $\bar{\Phi}_L$ is not spatially uniform. The quantity $\bar{\phi}_L = \frac{1}{N} \sum_{i=1}^N \bar{\Phi}_L(i)$ is called the *injection rate*. This is the average energy injected per site and per unit time.

Define

$$\rho_L(i) = \text{Prob}[X_i(t) \geq E_c] \stackrel{\text{def}}{=} \hat{\mu}_L \left[\left\{ \hat{\mathbf{X}}, X_i \geq E_c \right\} \right] \quad (8)$$

the probability that the site i is critical in the stationary regime, and let ρ_L be the N dimensional vector, $\rho_L = \{\rho_L(i)\}_{i=1}^N$. The quantity

$$\rho_L^{av} = \frac{1}{N} \sum_{i=1}^N \rho_L(i) \quad (9)$$

is often called the *density of active site* in the literature. It has been introduced by Vespignani et al. [18] as an order parameter in SOC models. Moreover, these authors introduced the quantity

$$\chi_L(h) \stackrel{\text{def}}{=} \frac{\partial \rho_L^{av}}{\partial \bar{\phi}_L} \quad (10)$$

that they interpret as a *response function* with respect to variations in the injection rate. In particular, considering the excitation at a given point and at a given time as a perturbation in the relaxation dynamics, $\chi_L(h)$ characterizes the linear response to this perturbation. We show below that, in our model, $\chi_L(h)$ *diverges* when $h = 0$ and $L \rightarrow \infty$, as expected for a critical phenomenon.

In the conservative case $h = 0$, the numerical simulations report the following behavior [9]. Fix some avalanche observable n . Call $P_L(n)$ the probability distribution of n in the stationary state, for a box Λ of size L^d . It is observed that $P_L(n)$ has a power law shape over a finite range, with a cut-off corresponding to finite size effects. As L increases the power law range increases. In the SOC literature it is assumed that the limit $L \rightarrow \infty$ of the model is well defined, and that the corresponding probability distribution for n , $P^*(n)$, is a power law. This is the ⁵ *second SOC conjecture*:

Conjecture 2 *As $L \rightarrow \infty$, for $h = 0$, for each observable n , $P_L(n)$ converges to a power law*

$$P^*(n) = \frac{K}{n^{\tau_n}}, \quad n = n_0 \dots \infty$$

where n_0 is model dependent. This entails the scale invariance of the corresponding stationary state which has therefore some common features with a critical state. τ_n is called the *critical exponent* of the observable n . It is commonly admitted in the SOC community that a classification of the models can be made by the knowledge of their critical exponents (“universality classes”).

⁵Note that the first (existence of a unique stationary state) and second (convergence to a limit state with power law statistics, as $L \rightarrow \infty$) SOC conjecture are not inherent to the Zhang model but are implicit in all SOC models. The mathematical proof of the existence of a unique stationary state for a finite lattice has only been done in a few cases (such as the Abelian sandpile) [19], while the proof of the second SOC conjecture remains to be done for all the main SOC models.

When $h \neq 0$, the energy balance changes since one has an additional dissipation (resp. injection) term when $h > 0$ (resp. $h < 0$). We show in the section ID that, when $h > 0$, the stationary state cannot converge to a critical state in the limit $L \rightarrow \infty$. This regime is called *subcritical*. When $h < 0$ one easily shows that there exists an h value, $h_L < 0$, such that a stationary regime exists only if $h > h_L$. The corresponding regime is called *supercritical*. It exists only for finite L since $h_L \rightarrow 0$ as $L \rightarrow \infty$ (see section IC).

B. Transport properties.

We now discuss the properties of the Lyapunov exponents and their connection with the energy injection and transport in the Zhang's model. This section presents original results which are an extension of the theory developed in [8]. Recall that the Lyapunov exponents are the logarithm of the eigenvalues of the $N + 1 \times N + 1$ matrix $\lim_{t \rightarrow \infty} \left[\tilde{D\hat{\mathbf{F}}_{\hat{\mathbf{X}}}^t D\hat{\mathbf{F}}_{\hat{\mathbf{X}}}^t \right]^{\frac{1}{2t}}$ where $\tilde{\cdot}$ denotes the transpose. Note that the Oseledec multiplicative ergodic theorem [20] insures that the limit exists almost-surely and is a constant. The particular structure of the dynamics (2) implies that $D\hat{\mathbf{F}}_{\hat{\mathbf{X}}}$ is block diagonal with a N dimensional block, $D\mathbf{F}_{\mathbf{X}}$, corresponding to the relaxation dynamics and a one dimensional block corresponding to the excitation dynamics (see footnote 3).

The excitation dynamics is expansive and has a positive Lyapunov exponent :

$$\lambda_L(0) = \bar{\omega}_L \log(N) \quad (11)$$

Note that $\lambda_L(0)$ is also the Kolmogorov-Sinai entropy.

The Jacobian matrix $D\mathbf{F}_{\mathbf{X}}$ of \mathbf{F} characterizes the energy transport during the avalanches, since the entry $D\mathbf{F}_{\mathbf{X},ij}^t$ is the ratio of energy flowing from site j to site i , in t times steps, for the initial condition \mathbf{X} [8]. Moreover, the relaxation dynamics is contracting [7] and, consequently, the N corresponding Lyapunov exponents are *strictly* negative. Order them such that $0 > \lambda_L(1) \geq \lambda_L(2) \geq \dots \geq \lambda_L(N)$. This hierarchy of Lyapunov exponents corresponds to a hierarchy of time scales for the energy transport in the lattice. Define $M(\mathbf{X}, t) = \tilde{D\mathbf{F}}_{\mathbf{X}}^t \cdot D\mathbf{F}_{\mathbf{X}}^t$ and $\Lambda = \lim_{t \rightarrow \infty} M(\mathbf{X}, t)^{\frac{1}{2t}}$. $M(\mathbf{X}, t)$ being symmetric it admits an orthogonal basis $\{\mathbf{v}_i(\mathbf{X}, t)\}_{i=1}^N$ and eigenvalues $\mu_i(\mathbf{X}, t)$. One can show that $\lambda_L(i) = \lim_{t \rightarrow \infty} \frac{1}{2t} \log(\mu_i(\mathbf{X}, t))$. Furthermore, each $\mathbf{v}_i(\mathbf{X}, t)$ converges exponentially to a vector $\mathbf{v}_i(\hat{\mathbf{X}})$ in \mathbb{R}^N , depending on $\hat{\mathbf{X}}$ [21]. We call these vectors the *Oseledec modes* for the trajectory of $\hat{\mathbf{X}}$. They can be numerically obtained from the QR decomposition used in the computation of the Lyapunov spectrum (see [22]). The collection of Oseledec modes defines a hierarchy of nested subspaces (Oseledec splitting):

$$\mathbb{R}^N = \mathcal{V}_1(\hat{\mathbf{X}}) \supset \mathcal{V}_2(\hat{\mathbf{X}}) \supset \dots \supset \mathcal{V}_N(\hat{\mathbf{X}})$$

depending on $\hat{\mathbf{X}}$, where $\mathcal{V}_k(\hat{\mathbf{X}}) = \text{span} \left\{ \mathbf{v}_k(\hat{\mathbf{X}}), \dots, \mathbf{v}_N(\hat{\mathbf{X}}) \right\}$, and such that the norm of a perturbation $\mathbf{v} \in \mathcal{V}_i(\hat{\mathbf{X}}) \setminus \mathcal{V}_{i+1}(\hat{\mathbf{X}})$ is given by :

$$\|D\mathbf{F}_{\mathbf{X}}^t \cdot \mathbf{v}\| = C(\hat{\mathbf{X}}, t) e^{\lambda_L(i)t} \|\mathbf{v}\| \quad (12)$$

where $\lim_{t \rightarrow \infty} \frac{1}{t} \log C(\hat{\mathbf{X}}, t) = 0$ almost surely. $\lambda_L(i)$ is therefore the exponential rate of variation of $\|\mathbf{v}\|$. This exponent is closely related to the energy dissipation rate (see below and in [8]).

It has been shown in [8] that the spectrum of negative Lyapunov exponents can be roughly split into two parts: one part (fast modes and largest Lyapunov exponents in absolute value) corresponds to stabilizing modes contracting fast the dynamics onto the attractor; the other part (slow modes) corresponds to transport modes (see Fig. 1). The slowest transport modes can be computed from a linear operator $\mathcal{L} : \mathbb{R}^N \rightarrow \mathbb{R}^N$ which acts on a vector $\mathbf{v} \in \mathbb{R}^N$ as:

$$\mathcal{L}(\mathbf{v}) = \mathbf{v} + 2(\gamma - 1)\epsilon\rho_L * \mathbf{v} + 2\alpha\Delta(\rho_L * \mathbf{v}) \quad (13)$$

The Lyapunov exponents are given by the singular values of \mathcal{L} . We have drawn fig. 1 the Lyapunov spectrum for $L = 20, E_c = 2.2, \epsilon = 0.1, h = 0.1, d = 2$ and the singular values of (13), with (Fig. 1a) and without (Fig. 1b) boundaries (in this case Λ is a 2 dimensional torus). One checks that the slowest modes are well approximated.

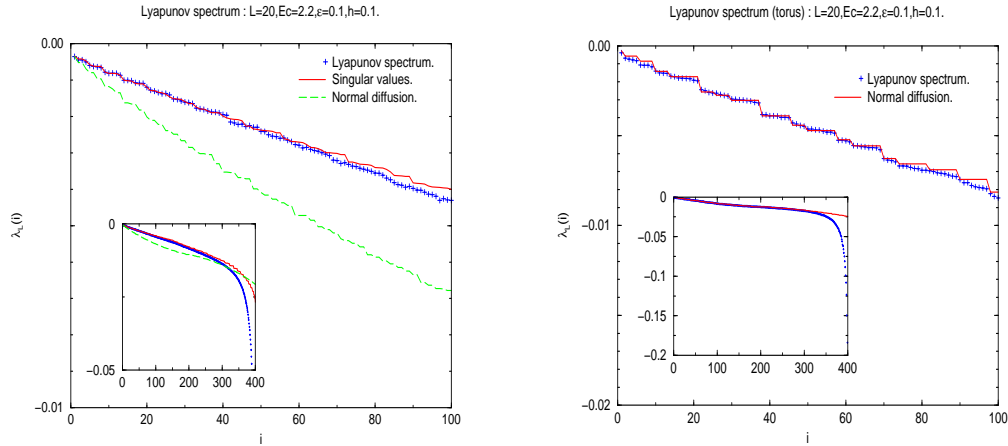


FIG. 1. a. Lyapunov spectrum for $L = 20, E_c = 2.2, \epsilon = 0.1, h = 0.1, d = 2$ and the singular values of (13). Figure 1 b. The Lyapunov spectrum for the same parameters values, but without boundaries (torus).

\mathcal{L} can be interpreted as the transfer operator of a diffusion in a metric given by ρ_L , with a probability $2(\gamma - 1)\epsilon\rho_L$ of trapping a particle⁶. In the presence of boundaries ρ_L is non uniform in the lattice (see fig. 3a). The consequence is that the Lyapunov spectrum departs from a diffusion in a flat metric, except for the first mode (see Fig. 1a). A contrario, the same model defined on a torus with bulk dissipation has a spatially uniform ρ_L . Consequently, the Lyapunov spectrum is similar to the normal diffusion in a flat metric, for characteristic times scales a bit larger than the average avalanche size. The Lyapunov exponents corresponding to smaller times scales departs from normal diffusion, due to the presence of a threshold in the dynamics definition (see fig. 1 b).

This analogy with anomalous diffusive transport is fruitful since it allows us to interpret the Lyapunov exponents and the corresponding transport modes as the analogous of Fourier modes. In particular, the largest negative Lyapunov, $\lambda_L(1)$, defines a characteristic time scale $t_L(1) = \frac{1}{|\lambda_L(1)|}$ or *microscopic escape rate*, corresponding to the time taken by a particle to exit the system, either by disappearing in the bulk, or by escaping from the boundaries. In terms of the dynamical system (2) the largest negative Lyapunov exponent is the exponential decay rate of a generic perturbation about some point \mathbf{X} . In particular the excitation of the site i corresponds to a perturbation about \mathbf{X} oriented in the

⁶The factor 2 is due to the fact that a site cannot relax two successive time steps (see [7,8] for details).

i th canonical direction in \mathbf{R}^n and belongs generically to $\mathcal{V}_1(\hat{\mathbf{X}}) \setminus \mathcal{V}_2(\hat{\mathbf{X}})$. Consequently, $\lambda_L(1)$ gives the decay rate of the initial local perturbation induced by the excitation and $t_L(1)$ defines the characteristic time required for this perturbation to vanish.

The first Lyapunov exponent is well approximated by (Fig. 2) :

$$\lambda_L(1) \sim -\frac{2\bar{\omega}_L}{E_{tot}^+} \quad (14)$$

and scales therefore like the dissipated energy per unit time (see theorem 2 in [8]).

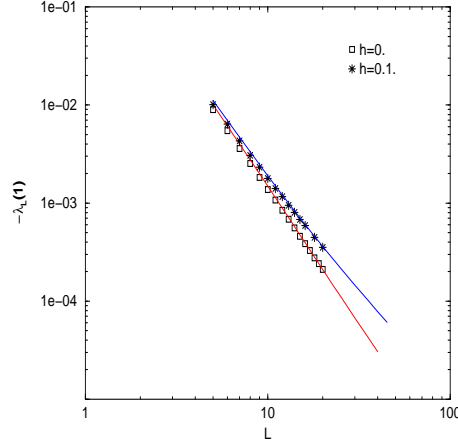


FIG. 2. First Lyapunov exponent $\lambda_L(1)$ versus L for $E_c = 2.2, \epsilon = 0.1, h = 0, h = 0.1$. In full lines are drawn the theoretical values given by (14)

C. Stationarity equations.

It is possible to obtain an approximate analytic expression for ρ_L . It can be obtained by noting that :

$$\bar{\mathbf{F}}_L - \bar{\mathbf{X}}_L = \int \{(\gamma - 1)\epsilon \mathbf{Z}(\mathbf{X}) * \mathbf{X} + \alpha \Delta [\mathbf{Z}(\mathbf{X}) * \mathbf{X}]\} d\hat{\mu}_L(\hat{\mathbf{X}}) \quad (15)$$

is the average energy lost by each site within one step of the dynamics, in the stationary regime. At stationarity, this loss is compensated by the average incoming flux $\bar{\Phi}_L$. The balance equation writes:

$$(\gamma - 1)\epsilon \bar{\mathbf{U}} + \alpha \Delta \bar{\mathbf{U}} = -\bar{\Phi}_L \quad (16)$$

where $\bar{\mathbf{U}} \stackrel{\text{def}}{=} \rho_L * \bar{\mathbf{X}}_L^+$. The vector $\bar{\mathbf{X}}_L^+ = \{\bar{X}_L^+(i)\}_{i=1}^N$ is such that the i th component, $\bar{X}_L^+(i) \stackrel{\text{def}}{=} E[X_i | X_i \geq E_c]$, is the *conditional expectation* of X_i given that $X_i \geq E_c$. (Alternatively, $\bar{X}_L^+(i)$ is the average energy of X_i given that X_i is active).

It is easy to solve (15) by decomposing $\bar{\mathbf{U}}$ on the eigenmodes of the Laplacian. ρ_L can then be obtained by noting that the spatial fluctuations of \mathbf{X}_L^+ are small (except near the boundary). One therefore considers \mathbf{X}_L^+ as spatially constant. This yields the following “first order” approximation for ρ_L :

$$\rho_L(\mathbf{x}) = \sum_{\mathbf{n}} A_{\mathbf{n}} \prod_{i=1}^d \sin(k_i x_i) \quad (17)$$

where $\mathbf{x} = (x_1, \dots, x_n)$ is the set of coordinates of a point in a d dimensional lattice, $\mathbf{n} = (n_1, \dots, n_d)$ is the set of quantum numbers parameterizing the eigenmodes of the discrete Laplace operator, and

$$s_{\mathbf{n}} = \left[(\gamma - 1)\epsilon + 2\alpha \left(\sum_{i=1}^d \cos(k_i) - d \right) \right] \quad (18)$$

is the corresponding eigenvalue with $k_i = \frac{n_i \pi}{L+1}$.

The coefficients $A_{\mathbf{n}}$ are given by:

$$A_{\mathbf{n}} = -\frac{2^d \bar{\omega}_L}{E_{tot}^+ (L+1)^d} \frac{\prod_{i=1}^d C_{n_i}}{s_{\mathbf{n}}}$$

where $E_{tot}^+ = \sum_{i=1}^N \bar{X}_L^+(i)$ and,

$$C_{n_i} = \sum_{x=1}^L \sin(k_i \cdot x) = (-1)^{m_i} \frac{\sin(\frac{n_i \pi L}{2(L+1)})}{\sin(\frac{n_i \pi}{2(L+1)})} \quad (19)$$

where $n_i = 2m_i + 1$.

The density of active site $\rho_L^{av} = \frac{1}{N} \sum_{i=1}^N \rho_L(i)$ is given by:

$$\rho_L^{av} = -\frac{\bar{\omega}_L}{L^d E_{tot}^+} \gamma_L \quad (20)$$

where:

$$\gamma_L = \left(\frac{2}{L+1} \right)^d \sum_{\mathbf{n}} \frac{\prod_{i=1}^d C_{n_i}^2}{s_{\mathbf{n}}} \quad (21)$$

The equations (17) and (20) are in very good agreement with the empirical values. We plot Fig. 3a the empirical and theoretical ρ_L for $L = 40, Ec = 2.2, \epsilon = 0.1, h = 0.1$ and Fig. 3b the empirical and theoretical curve ρ_L^{av} as a function of L , for $Ec = 2.2, \epsilon = 0.1$ $h = 0$ and $h = 0.1$.

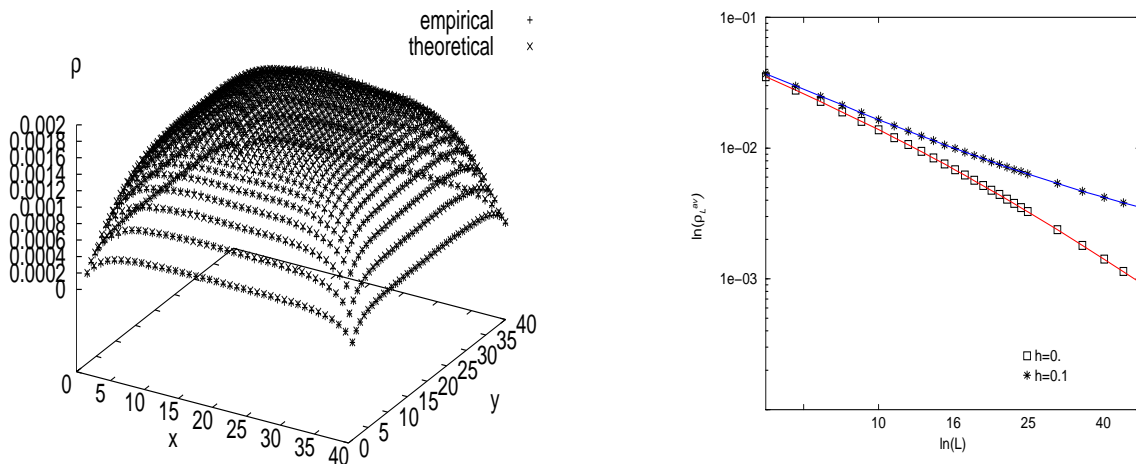


FIG. 3. a. Empirical and theoretical ρ_L for $L = 40, Ec = 2.2, \epsilon = 0.1, h = 0.1$. Fig. 3b the empirical and theoretical (full lines) curve ρ_L^{av} as a function of L , for $Ec = 2.2, \epsilon = 0.1$ $h = 0$ and $h = 0.1$.

The equation (20) is a balance equation. It can indeed be rewritten:

$$\rho_L^{av} \bar{e}_L = \bar{\phi}_L \quad (22)$$

where :

$$\bar{e}_L = \frac{E_{tot}^+}{|\gamma_L|} \quad (23)$$

corresponds (from eq. 22) to the average energy dissipated per unit time and per active site. It is called the *dissipation rate* in the literature [18].

Equation (22) implies that the susceptibility (10) obeys:

$$\chi_L(h) = \frac{1}{\bar{e}_L} - \frac{\bar{\phi}_L}{\bar{e}_L^2} \frac{\partial \bar{e}_L}{\partial \bar{\phi}_L} = \frac{1}{\bar{e}_L} \left[1 - \rho_L^{av} \frac{\partial \bar{e}_L}{\partial \bar{\phi}_L} \right] \quad (24)$$

Were the excitation rate per site $\bar{\phi}_L$ and the dissipation rate \bar{e}_L independent, would this relation reduce to $\chi_L(h) = \frac{1}{\bar{e}_L}$. This corresponds to the result found by Vespignani et al. in a sandpile model where the excitation rate per site and dissipation rate were independent tunable parameters [18]. The relation (24) is an extension of this result to the case where $\bar{e}_L, \bar{\phi}_L$ are not independent and tunable parameters but are determined by the microscopic evolution. (This is exactly what is meant by “self-organized”).

As $L \rightarrow \infty$ it is easy to see that the leading contribution in (21) corresponds to modes $\mathbf{n} = (n_1, \dots, n_d)$ such that $n_k < \beta(L+1)$ for some $\beta > 0$ that can be taken arbitrary small. Indeed, for these modes, according to eq. (19), (25) $C_{n_i} \sim \frac{2(L+1)}{n_i \pi}$ while $s_{\mathbf{n}} \sim (\gamma-1)\epsilon - \frac{\pi^2}{(L+1)^2} \sum_{i=1}^d n_i^2$. Consequently, the sum on these modes scales like $(L+1)^{2d} \sum^* \frac{(\frac{2}{\pi})^{2d}}{n_i^{2d} \left[(\gamma-1)\epsilon - \alpha \left(\frac{n_i \pi}{(L+1)} \right)^2 \right]}$ where \sum^* denotes the sum on the \mathbf{n} 's such that $\sup_k n_k < \beta(L+1)$. On the other hand, one can decompose the remaining terms in the sum defining γ_L into sums on the modes \mathbf{n} such that exactly r components are smaller than $\beta(L+1)$. Each sum scales like $(L+1)^{2r}$ where $r < d$. Therefore, as $L \rightarrow \infty$, $|\gamma_L|$ scales like $a \frac{(L+1)^d}{2(1-\gamma)\epsilon}$ when $h > 0$, and like $c(L+1)^{d-2}$ when $h = 0$, where a, c are some non negative constants. Furthermore, $E_{tot}^+ \sim L^d$ since $Ec \leq \bar{X}_L^+(i) < K$, $i = 1 \dots N$, where K is some constant independent of L . Therefore, when $L \rightarrow \infty$ the dissipation rate, \bar{e}_L , obeys the scaling relation :

$$\bar{e}_L \sim \bar{X}_L^+ [2(1-\gamma)\epsilon A + CL^{-2}] \quad (25)$$

where A, C are some positive constants. Consequently, when $h > 0$, the dissipation rate *converges to a positive value* as $L \rightarrow \infty$, while it converges to 0 like L^{-2} when $h = 0$. In Fig. 4a we plotted the dissipation rate \bar{e}_L . In full lines are drawn the fitting curves $\bar{X}_L^+ CL^{-2}$ (conservative case $h = 0$) and $\bar{X}_L^+ [a + CL^{-2}]$ (non conservative case $h = 0.1$) corresponding to eq. (25), where A, C have been obtained by fitting. We found $a = 0.0238 \pm 0.0001$ and $C = 5.959 \pm 0.14$. In Fig. 4b $\bar{\omega}_L$ is plotted .

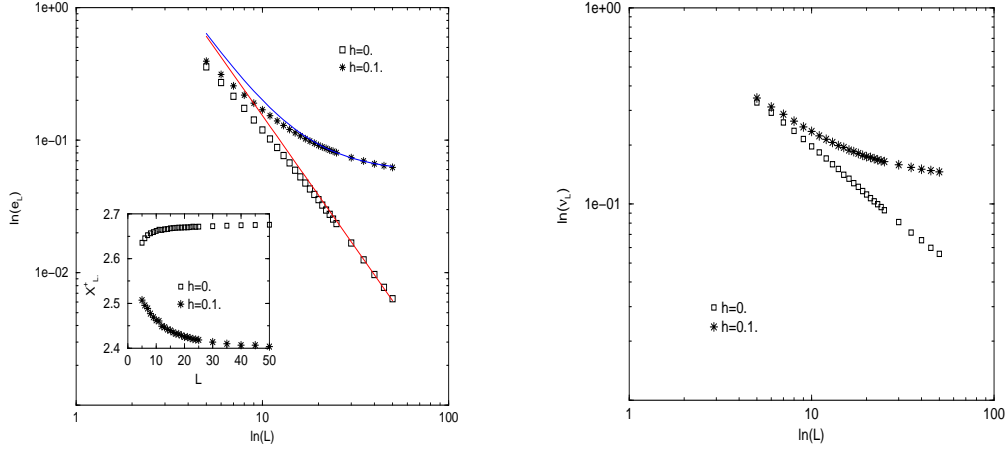


FIG. 4. a Dissipation rate versus L for $Ec = 2.2$, $\epsilon = 0.1$ in the case $h = 0$, $h = 0.1$ (insert: corresponding values of \bar{X}_L^+). In full lines are drawn the fitting curves $\bar{X}_L^+ CL^{-2}$ (conservative case $h = 0$) and $\bar{X}_L^+ [a + CL^{-2}]$ (non conservative case $h = 0.1$) corresponding to eq. (25), where A, C have been obtained by fitting. Fig. 4b The corresponding graph of $\bar{\omega}_L$.

Note that there exists a stationary regime only if the dissipation rate is positive. Henceforth, there exists a h_L given by $\sum_n \frac{\prod_{i=1}^d C_{n_i}^2}{s_n} = 0$ such that, for $h < h_L$ there is no stationary regime. h_L behaves asymptotically like $\frac{\log(1 - \frac{CL^{-2}}{2\epsilon})}{\log(\epsilon)}$ and converges to 0 as $L \rightarrow \infty$.

D. Avalanches observable distributions.

Call $P_L(n, h)$ the probability distribution of an avalanche observable n , in the stationary regime, for a lattice of size L . Call

$$\langle n \rangle_{L,h} = \sum_{n=0}^{\xi_L^n(h)} n P_L(n, h) \quad (26)$$

the average value of n . $\xi_L^n(h)$ is the maximal value that the random variable n can take, among all the avalanches having a non zero probability of occurrence in the stationary regime, in a lattice of size L . Since the energy used to initiate an avalanche is dropped locally, $\xi_L^n(h)$ is the largest scale where the effect of a local perturbation is observed, within one avalanche. In this way it corresponds to a correlation length *within one avalanche*. This is a function of h . As discussed above $\xi_L^n(h) < \infty$ for $h \geq 0$, $L < \infty$. To simplify the notation we will set : $P_L(n, 0) \equiv P_L(n)$ (resp. $\langle n \rangle_{L,0} \equiv \langle n \rangle_L$, $\xi_L^n(0) \equiv \xi_L^n$).

In the subcritical regime $h > 0$ the avalanche size (resp. duration, area, etc..) is bounded $\forall L$. Indeed, consider the evolution, under the singular diffusion (1), of a configuration \mathbf{Y} in the *infinite* lattice⁷ \mathbb{Z}^d , such that $E_c > Y_i \geq E_c - \eta$, $\eta > 0$, $\forall i \in \mathbb{Z}^d$, with excitation at some point $i_0 \in \mathbb{Z}^d$. Consider simultaneously the normal damped diffusion $\mathbf{Y}'(t+1) = \mathbf{Y}'(t) + (\gamma - 1)\epsilon \mathbf{Y}'(t) + \alpha \Delta[\mathbf{Y}'(t)]$ on \mathbb{Z}^d with a source $\delta = 1$ applied at time $t = 0$ at the site i_0 , where $Y'_i(t) = \max(Y_i(t) - (E_c - \eta), 0)$. By definition $Y_i(t) \leq Y'_i(t) + E_c - \eta$, $\forall t \geq 0$. $\mathbf{Y}'(t)$ converges asymptotically to 0

⁷With bulk dissipation since $h > 0$

and it is easy to show⁸ that there exists a bounded region $\mathcal{R} \subset \mathbb{Z}^d$ containing i_0 , and a time t_0 such that, $\forall t \geq t_0$ and $\forall i \in \mathbb{Z}^d \setminus \mathcal{R}$, $0 \leq Y'_i(t) < \frac{\eta}{2}$. Since $Y_i(t) \leq Y'_i(t) + E_c - \eta$, $Y_i(t) \leq E_c - \frac{\eta}{2} < E_c$, $\forall t \geq t_0$, $\forall i \in \mathbb{Z}^d \setminus \mathcal{R}$. Consequently, the avalanche $\mathcal{C}(\mathbf{Y})$ does not go beyond \mathcal{R} and the duration (resp. area, size) of $\mathcal{C}(\mathbf{Y})$ is bounded. Now, since the largest avalanche size in a finite box $\Lambda \subset \mathbb{Z}^d$ is generated from a stable configuration \mathbf{X} such that $X_i < E_c$ it is possible to find a configuration \mathbf{Y} as above such that $\mathcal{C}(\mathbf{X}) \subset \mathcal{C}(\mathbf{Y})$, provided η is sufficiently small (take $\eta < E_c - \max_{i \in \Lambda} X_i$). Consequently, $\xi_L^n(h) < n(\mathcal{C}(\mathbf{Y})) < \infty, \forall L, \forall h > 0$. It follows that the maximal size, area, etc... are bounded together with the corresponding average values when $h > 0$. Moreover, the energy excitation rate, $\bar{\omega}_L(h)$, scales like $\frac{1}{\langle \tau \rangle_{L,h}}$. Consequently, $\bar{\omega}_L(h)$ converges to a *strictly positive* value in the subcritical regime (see Fig 4b).

On the other hand, the average avalanche observable and the corresponding correlation lengths *diverge* in the conservative case, when $L \rightarrow \infty$. Firstly, the behavior of the average avalanche size $\langle s \rangle_{L,h}$ as a function of h and L is obtained from a stationarity condition insuring the balance between the incoming energy flux ($\delta = 1$ is injected each time an avalanche ends) and the average energy flux dissipated within an avalanche ($\langle s \rangle_{L,h} \bar{e}_L(h)$). This gives:

$$\langle s \rangle_{L,h} \sim \frac{1}{\bar{e}_L(h)} \sim \frac{1}{\bar{X}_L^+ [2(1-\gamma)\epsilon A + CL^{-2}]} \quad (27)$$

Therefore, $\langle s \rangle_{L,h}$ converges to a constant when $h > 0$, while it *diverges* like L^2 in the conservative case [8]. The adiabaticity condition imposes that the number of active site at the t -th avalanche step is bounded from above⁹ by $\sum_{k=1}^t (2d)^{k-1}$. This implies that the expectation of the avalanche observables a, τ also diverges. It is observed that $\langle n \rangle_L$ diverges like:

$$\langle n \rangle_L \sim L^{\gamma_n} \quad (28)$$

where $n = a, s, t$, and $\gamma_n > 0$ in the conservative case.

Since most of the results available (in particular the numerical ones) are obtained for finite L , one has to propose a finite size scaling form allowing to extrapolate to $L \rightarrow \infty$ from finite size lattices results. The most common scaling form (see in particular [18]) is the following (adapted to our notations):

$$P_L(n, h) = n^{-\tau_n} f\left(\frac{n}{\xi_L^n(h)}\right), \quad n > n_0 \quad (29)$$

where $n_0 > 0$ is model dependent.

This scaling form is discussed in more details in section IID, but this is obviously the analog of the finite size scaling forms used in critical phenomena. The form (29) implies $\langle n \rangle_{L,h} \sim \xi_L^n(h)^{(2-\tau_n)}$. Therefore, in the conservative case, $\xi_L^n(0) \sim L^{\beta_n}$, where:

$$\beta_n = \frac{\gamma_n}{2 - \tau_n}$$

⁸On \mathbb{Z}^d the eigenmodes of the damped diffusion equation are $\lambda(k) = (\gamma - 1)\epsilon - \alpha k^2$ where k is the wave vector in the Fourier space. The presence of the damping coefficient $(\gamma - 1)\epsilon$ insures the existence of the region \mathcal{R} .

⁹This is certainly not an optimal bound since, in particular, a site cannot relax two successive time steps.

and $P_L(n) = n^{-\tau_n} f(\frac{n}{L^{\beta_n}})$. This corresponds to the Kadanoff et al. [23] finite size scaling form (61). Clearly, in this scaling form, τ_n, β_n are characteristics exponents allowing to determine the universality class of $P^*(n)$.

The form (29) also implies that the correlation length of *avalanche size* is a function of the dissipation rate with a scaling form :

$$\xi_L^s(h) = \bar{e}_L(h)^{-\frac{1}{\sigma}} \quad (30)$$

where $\sigma = 2 - \tau_s$. Therefore, for $h = 0$, the correlation length diverges like L^{β_s} where $\beta_s = \frac{2}{2-\tau_s}$, and, for $h > 0$, $\xi_L^s(h)$, converges to a constant $\xi^s(h) = (2A(1-\gamma)\epsilon)^{-\frac{1}{\sigma}}$. Finally, as $h \rightarrow 0$, $\xi^s(h) \sim h^{-\delta}$, where $\delta = \frac{1}{\sigma}$. Consequently, δ is a characteristic exponent related to the singularity of correlation length $\xi_L^s(h)$ as $h \rightarrow 0$. In the section III A we show how exponents τ_n, β_n, σ can be determined from the behavior of the zeros of a suitable partition function in full analogy with usual critical phenomena .

From eq. (20,25) the density of active site behaves asymptotically like:

$$\rho_L^{av} \sim \frac{\bar{\omega}_L}{E_{tot}^+ [2(1-\gamma)\epsilon A + CL^{-2}]} \quad (31)$$

Consequently, the density of active site converges to 0 whatever $h \geq 0$. It scales like $\frac{1}{E_{tot}^+} \sim L^{-d}$ for $h > 0$ and like $\frac{\bar{\omega}_L}{L^{d-2}} \sim L^{2-d-\gamma\tau}$ for $h = 0$, where $\langle \tau \rangle_L \sim L^{\gamma\tau}$.

Finally, let us discuss the behavior of the susceptibility (24). It behaves like $\frac{1}{\bar{e}_L} = \langle s \rangle_L$ as $L \rightarrow \infty$ unless ¹⁰ the term $\rho_L^{av} \frac{\partial \bar{e}_L}{\partial \phi_L}$ converges to 1 as $L \rightarrow \infty$. This extends the relation already found by Vespignani et al. [18] for sandpiles, to the Zhang model.

E. Extrapolation to $L \rightarrow \infty$.

In this section we want to make some remarks, based on the previous analysis, concerning the limit of the model when the size L tends to infinity (“thermodynamic limit”). Note first that a mathematical definition of the thermodynamic limit raises serious problems in SOC. In statistical mechanics the finite volume equilibrium invariant¹¹ measure is known: this is the Gibbs measure $\frac{e^{-\beta H_{V,\bar{V}}}}{Z_V}$ where the finite volume Hamiltonian $H_{V,\bar{V}}$ contains interactions with the exterior $\bar{V} = \mathbb{Z}^d \setminus V$. In SOC models the stationary state is the result of a specific non Hamiltonian microscopic dynamics and its explicit form is not known. Moreover, in models like the Zhang’s model, there are typically infinitely many ergodic measures and one has to add additional constraints in order to select the physically relevant one.

¹⁰To avoid this case it is enough to assume that $\left| \frac{\partial \bar{e}_L}{\partial \phi_L} \right| < \infty, \forall L$ since $\rho_L^{av} \rightarrow 0$. As noticed above $\bar{e}_L, \bar{\phi}_L$ are not independent parameters and are constrained by the dynamics. They depend on the stationary state which is itself determined by the control parameters E_c, ϵ, δ . It is therefore sufficient to assume that the variations of $\bar{e}_L, \bar{\phi}_L$ are regular with respect to variations in the control parameters. This holds unless the system is at a bifurcation point.

¹¹Note that the form of the equilibrium measure is in general obtained from general principles, without reference to the underlying microscopic dynamics, though dynamical systems admitting the Gibbs measure as the unique invariant measure can easily be constructed (Glauber dynamics for example).

In statistical mechanics the infinite volume Gibbs measure can be constructed via the Dobrushin-Lanford-Ruelle (DLR) specification [24]. One attempts to find a measure g^* on \mathbb{Z}^d (or \mathbb{R}^d) such that the conditional measure $g_{V,\bar{V}}^*$, restricted to a finite volume V , with specific boundary conditions in \bar{V} , is the corresponding finite volume Gibbs measure. Under suitable conditions on the interactions, one can show that this measure exists and is unique [25]. A similar construction for SOC models can be conceived but raises technical difficulties. One would like to construct a measure $\hat{\mu}^*$ on \mathbb{Z}^d such that the conditional measure $\hat{\mu}_{\Lambda,\bar{\Lambda}}^*$ with zero boundary conditions on $\bar{\Lambda} = \mathbb{Z}^d \setminus \Lambda$ is the stationary state of the finite volume model ($\hat{\mu}_L$ in our case). However, the construction of a SOC dynamical system on \mathbb{Z}^d (or a Markov process) and the computation of the corresponding invariant measure has only been done in specific one dimensional sandpile models [26], and has not been yet done in larger dimension for the main SOC models (BTW, Zhang, OFC, etc...). The main obstacle in the construction is the presence of long range correlations which prevents the use of classical theorems [26].

In the present paper, we will therefore not try to construct the thermodynamic limit in a rigorous way. Rather, we will attempt to build a finite size thermodynamic formalism for the Zhang's model with the objectives presented in the introduction. Note that when dealing with the notion of thermodynamic limit one is usually faced to the delicate question of the order in which the limits $L \rightarrow \infty$, $T \rightarrow \infty$ are done. However, since usually the scaling properties of the *stationary* state w.r.t. L are discussed in the SOC literature, the limit $L \rightarrow \infty$ is implicitly done *after* the limit $T \rightarrow \infty$. This is what we will do in this paper. Note that there are no a priori reason why these two limits should commute (usually, in critical phenomena, they do not). Note that the case $T \rightarrow \infty, L \rightarrow \infty, h = 0$, there is no dissipation at all in the limit model and consequently no stationary regime.

Let us now make several important remarks coming out from the analysis made in the previous sections. For $h = 0$, when $L \rightarrow \infty$ the system reaches a state where the correlation lengths ξ_L^n , $n = a, \tau, s$ diverge, and where the avalanche are statistically distributed according to a power law. In this sense, it corresponds to a critical state, which is reached spontaneously by the only effect of the dynamics, the adiabaticity condition in the energy injection, and the vanishing of the boundary dissipation rate. From the dynamics point of view, the positive Lyapunov exponent $\bar{\omega}_L \log(N)$, which is also the Kolmogorov-Sinai entropy, vanishes since the excitation rate $\bar{\omega}_L$ tends to zero. Therefore the asymptotic state has zero entropy. In the same time, the dissipation rate vanishes and correspondingly, the first negative Lyapunov exponent tends to zero (see eq. (14)). Consequently, the Zhang's model loses its hyperbolic structure in the limit $L \rightarrow \infty$. This is clearly expected since the loss of hyperbolicity is a necessary condition to have an algebraic correlation decay. Indeed, hyperbolic dynamical systems have exponential correlation decay. A sufficient condition is given by the vanishing of the spectral gap in the spectrum of the Perron-Frobenius operator (see the discussion). For $h > 0$, $\lambda_L(1)$ still converges to 0 but the positive Lyapunov exponent (the entropy) diverges like $\log(N)$. On the other hand, the discussion above shows that there is no critical state in the thermodynamic limit. Hence, h can be used as a control parameter allowing to tune the system to the critical regime. In the next sections we show that the corresponding phase transition can be handled, in the proper thermodynamic formalism, with the analysis tools of statistical mechanics (Lee-Yang zeros). The next section is devoted to the construction of the thermodynamic formalism for the Zhang's model.

II. THERMODYNAMIC FORMALISM.

The evolution equation (2) characterizes a deterministic dynamical system. One can also describe the dynamical evolution of the Zhang model by a Markov process with an *uncountable* phase space. However, the hyperbolicity of the finite size model, allows us to reduce the dynamics to a Markov chain with an at most *countable* phase space. Indeed there are energy configurations equivalent from the dynamical point of view, in the sense that their trajectories are asymptotically indistinguishable. From the sets of equivalent configurations one can build partitions of the phase space allowing to encode the dynamics symbolically by an at most countable Markov chain. Moreover, in some cases, the Markov chain is *finite*.

Furthermore, by redefining the dynamics in terms of return maps, we construct the symbolic dynamics in such a way that each symbol corresponds to energy configurations undergoing *the same avalanche when a specified site is excited*. In this way, the coding is both relevant to characterize the microscopic evolution but also the avalanche dynamics. The first SOC conjecture implies that there is a unique invariant measure in the code space, for the corresponding Markov chain, corresponding to the SRB measure. By definition, it characterizes the microscopic dynamics. In particular its support corresponds to the so-called ‘‘SOC attractor’’ [1,3]. But, by construction, it also characterizes the macroscopic avalanches distribution. This measure is a particular example of Gibbs measures (see appendix). We construct other examples of Gibbs measure in subsection IID, by changing the weights in the Markov transition matrix and discuss their connexions with the microscopic dynamics and the distribution of avalanche observables.

A. The return maps.

We first redefine the Zhang’s model dynamics in terms of return maps. The avalanche after the excitation of a site maps unstable to stable configurations. One can view this process as a mapping from $\mathcal{M} \rightarrow \mathcal{M}$ where one includes the process of excitation. Let T_i be the map $\mathcal{M} \rightarrow \mathcal{M}$ which associates to a stable energy configuration \mathbf{X} the next stable configuration resulting from an avalanche obtained by the excitation of the site i in the configuration \mathbf{X} . Then:

$$T_i(\mathbf{X}) = F^{\tau(i, \mathbf{X})}(\mathbf{X} + \delta \mathbf{e}_i), \quad \mathbf{X} \in \mathcal{M} \quad (32)$$

in terms of the mapping (1), where $\tau(i, \mathbf{X}) \stackrel{\text{def}}{=} \inf \{t \geq 0, F^t(\mathbf{X} + \delta \mathbf{e}_i) \in \mathcal{M}\}$ is the duration of the avalanche obtained by exciting the site i in the stable configuration \mathbf{X} .

From the mappings $T_i, i \in \Lambda$, we construct a new (‘‘Poincaré like’’) dynamical system where the phase space is $\Omega = \Sigma_\Lambda^+ \times \mathcal{M}$, where, as above, Σ_Λ^+ is the set of right infinite excitation sequences $\tilde{a} = \{a_1, \dots, a_k, \dots \mid a_k \in \Lambda\}$ but \mathbf{X} is now a *stable* energy configuration. $\hat{\mathbf{X}} = (\tilde{a}, \mathbf{X})$ is now a point in Ω . Let π_1 and π_2 be the canonical projection respectively on Σ_Λ^+ and M (namely $\pi_1(\hat{\mathbf{X}}) = \tilde{a}$, $\pi_2(\hat{\mathbf{X}}) = \mathbf{X}$).

The evolution is determined by a dynamical system of skew product type, $\mathcal{T} : \Omega \rightarrow \Omega$ such that:

$$\mathcal{T}(\hat{\mathbf{X}}) \stackrel{\text{def}}{=} (\sigma \tilde{a}, T_{a_1}(\mathbf{X})) ; \quad \hat{\mathbf{X}} \stackrel{\text{def}}{=} (a, \mathbf{X}) \quad (33)$$

Set $\hat{\mathbf{X}}(t) = \mathcal{T}^t(\hat{\mathbf{X}})$ and $\mathbf{X}(t) = \pi_2(\mathcal{T}^t(\hat{\mathbf{X}}))$. $\mathbf{X}(t)$ is now the stable energy configuration obtained after t avalanches, starting from the energy configuration \mathbf{X} when the excitation sequence is $\tilde{a} = \pi_1(\hat{\mathbf{X}})$.

Due to the particular structure of the mapping (1), each map T_i , $i \in \Lambda$, is a *piecewise affine map* [7]. Denote by $T_{(i,j)}$ the j th affine component¹² of the map T_i . Call $M_{(i,j)}$ the domain of definition of $T_{(i,j)}$. There is a one to one correspondence between the set of avalanches and the set of affine mapping: $T_{(i,j)}$ maps the energies configurations in $M_{(i,j)}$ to the stable configurations resulting from the avalanche (i,j) . (Recall that each avalanche can be labeled by a double index (i,j) where the first index refers to the site where the avalanche starts and the second to an enumeration of the possible avalanches starting at i). For each $i \in \Lambda$ the $M_{(i,j)}$'s, $j = 1 \dots l(i)$ constitute a *partition* of \mathcal{M} .

The set of points \mathcal{S} where \mathcal{T} is not continuous is called the *singularity set*. This is an union of hyperplanes¹³ constituting the borders $\partial\mathcal{M}_{(i,j)}$ of the $M_{(i,j)}$'s. In more mathematical terms:

$$\mathcal{S} = \bigcup_{i \in \Lambda} \bigcup_{j=1}^{l(i)} \partial\mathcal{M}_{(i,j)} \quad (34)$$

where:

$$\partial\mathcal{M}_{(i,j)} = \{\mathbf{X} \in \mathcal{M}, \exists k \in \Lambda, \exists t \in \{1 \dots \tau(i, \mathbf{X})\}, F_k^t(\mathbf{X} + \delta\mathbf{e}_i) = E_c\} \quad (35)$$

The singularity set \mathcal{S} is therefore the set of stable energies configurations such that some sites have an energy *exactly equal to* E_c at some time during some avalanche. These configurations have therefore some site “right at the threshold” at some time of their evolution. They are therefore highly sensitive to an infinitesimal perturbation on the energy of these sites. \mathcal{S} plays an important role in the dynamics, discussed in the next section and in section III B.

It can be proved that each map $T_{(i,j)}$ is a quasi contraction. More precisely it contracts on the subspace generated by the canonical basis vectors corresponding to the active sites, and is neutral on the remaining part of \mathbf{R}^N . Furthermore,

$$\det(T_{(i,j)}) = \epsilon^{s((i,j))} \quad (36)$$

where $s((i,j))$ is the size of the corresponding avalanche [7].

Moreover, $\det(\pi_1(D\mathcal{T}_{\mathbf{X}}^t)) = \log(N)$ since the shift on Σ_{Λ}^+ is conjugated to $Nx \bmod 1$. Consequently, $\pi_1(\mathcal{T})$ is expansive with a positive Lyapunov exponent $\zeta_L(0) = \log(N)$. It has also L^d negative Lyapunov exponents $\zeta_L(i)$, $i = 1 \dots L^d$. The Lyapunov exponents $\zeta_L(i)$ are related to the Lyapunov exponents of section I B by a simple reparametrization of time. Indeed, in the dynamical system (33) a unit of time corresponds to the time elapsed between two excitations. In the dynamical system (2) the average corresponding time is $\frac{1}{\bar{\omega}_L}$. Consequently, the Lyapunov exponents $\zeta_L(i)$ are given by:

$$\zeta_L(i) = \frac{\lambda_L(i)}{\bar{\omega}_L}, \quad i = 0 \dots N \quad (37)$$

¹²The maps $T_{(i,j)}$ play in some sense the role of the toppling operators introduced by Dhar for Abelian sandpiles [19]. However, the structure of the Zhang model is more complex since these operator do not commute and since they do not preserve the Lebesgue measure.

¹³The number of singularity planes is finite when $L < \infty$ but it becomes infinite as $L \rightarrow \infty$ when $h = 0$.

Since Ω has a product structure, and since the excitation is independent of the dynamics on energy configurations, the invariant measures we consider decomposes as $\hat{\mu}_L^u \times \hat{\mu}_L^s$ where $\hat{\mu}_L^u$ is the induced measure on the unstable direction or *excitation* measure and $\hat{\mu}_L^s$ is the induced measure on \mathcal{M} or measure on the stable energy configurations. In the Zhang's model $\hat{\mu}_L^u$ is the uniform Bernoulli measure since the successive excited sites are chosen independently with a fixed rate $\frac{1}{N}$. To the SRB measure defined in section I B corresponds a SRB measure for (33), with product structure $\hat{\mu}_L^u \times \hat{\mu}_L^s$. In the sequel we will keep the notation $\hat{\mu}_L$ for the SRB measure of (33).

B. Symbolic dynamics.

In this section we build a symbolic coding of the dynamics, relevant to characterizes both the microscopic dynamics and the avalanches dynamics. For, one has first to build a suitable partition \mathcal{P} of the phase space $\Omega = \Sigma_\Lambda^+ \times \mathcal{M}$.

A *rooted avalanche* is a pair (\mathcal{C}, B) where \mathcal{C} is an avalanche and $B \subset \Omega$ such that for all points $\hat{\mathbf{X}} \in B$ the only possible avalanche is \mathcal{C} . Equivalently, if $\mathcal{C} = (i, j)$ then $\pi_2(B) \subset M_{(i,j)}$ and $\pi_1(B) = [i]$, where $[i]$ denotes the set of excitation sequences whose first digit is i (cylinder set) $\{\tilde{a} \in \Sigma_\Lambda^+ \mid a_1 = i\}$. A system $(\mathcal{C}_\omega, B_\omega)_{\omega \in \mathcal{I}}$ of rooted avalanches, where the set of indexes \mathcal{I} is possibly countable, is called *complete* if $\bigcup_{\omega \in \mathcal{I}} B_\omega = \Omega$ and $B_\omega \cap B_{\omega'} = \emptyset$ for $\omega \neq \omega'$. Hence, $\{B_\omega\}_{\omega \in \mathcal{I}}$ is a partition of Ω . By construction to each element ω of this partition corresponds a unique avalanche (i, j) . Equivalently, to each ω one can associate a double index $(i(\omega), j(\omega))$ where the first index refers to the site where the avalanche starts and the second to the corresponding avalanche. Since $\pi_2(B) \subset M_{(i,j)}$ the avalanche (i, j) corresponds in general to several ω 's. However, the partition $\mathcal{P}_{nat} = \{[i] \times M_{(i,j)}\}_{i \in \Lambda, j=1 \dots l(i)}$, called the *natural* partition in the sequel, is such that there is a *one to one* correspondence between the symbols ω and the avalanches. By definition any complete system of rooted avalanche corresponds to a partition generated from \mathcal{P}_{nat} .

To each complete system of rooted avalanches $(\mathcal{C}_\omega, B_\omega)_{\omega \in \mathcal{I}}$, we associate a transition matrix $\mathcal{A} = (\mathcal{A}_{ij})_{i,j \in \mathcal{I}}$ such that $\mathcal{A}_{ij} = 1$ if $B_j \cap \mathcal{T}^{-1}(B_i) \neq \emptyset$ (the transition $i \rightarrow j$ is legal) and $\mathcal{A}_{ij} = 0$ otherwise, and a transition graph \mathcal{G} with vertices $\omega \in \mathcal{I}$ and oriented edges $i \rightarrow j$ for all pair (i, j) such that $\mathcal{A}_{ij} = 1$. This provides a *symbolic dynamics* description of the Zhang's model where the trajectory of a point is represented by a legal sequence of symbols $\dots \omega_1 \omega_2 \dots \omega_n \dots$ corresponding to the partition elements that this point meets in its history. However, except for special partitions called generating partitions, the coding is in general not unique.

The transition graph \mathcal{G}_{nat} of the natural partition characterizes the legal compositions between avalanches (resp. mappings). However, though the natural partition is the most suitable to describe the avalanches evolution it does not have, in general, the *Markov partition property* allowing to encode the dynamics in a *Markov* chain. We say that a complete system of rooted avalanches (resp. the corresponding partition $\{B_\omega\}_{\omega \in \mathcal{I}}$) has the *Markov partition property* if, for all couple (i, j) , such that $\mathcal{A}_{ij} = 1$:

$$(i) \quad \pi_1(\mathcal{T}(B_i)) \supset \pi_1(B_j) \tag{38}$$

$$(ii) \quad \pi_2(\mathcal{T}(B_i)) \subset \pi_2(B_j) \tag{39}$$

By construction the property (i) always holds. If (ii) holds then the corresponding complete system of rooted avalanches has the following properties:

- (i) Every (legal) finite path $\omega_1, \dots, \omega_n$, $\omega_k \in \mathcal{I}$ corresponds to a *legal sequence of avalanches* $(i(\omega_1), j(\omega_1)), \dots, (i(\omega_n), j(\omega_n))$.
- (ii) For any $\hat{\mathbf{X}}$ each orbit segment $\left\{ \mathcal{T}^l(\hat{\mathbf{X}}) \right\}_{1 \leq l \leq n}$ is realized as a path of length n on the Markov transition graph.

Except for a non generic set, the trajectory of any point $\hat{\mathbf{X}}$ in the phase space Ω is *uniquely* encoded by an infinite sequence of symbols corresponding to the partition elements visited by $\hat{\mathbf{X}}$.

The physical interpretation of the property (ii) is that, starting from any energy configuration in one element of the partition and exciting a given site the next avalanche is *uniquely* determined by the next excited site. Consequently, the natural partition \mathcal{P}_{nat} does not obey (ii) in general, though, in some specific examples, there exists a finite iterate of \mathcal{T} , \mathcal{T}^t such that $\mathcal{T}^t(\mathcal{P}_{nat})$ has the Markov property. This is the case of the one dimensional Zhang model where $E_c \in [1, 2], h = 0, \epsilon = 0$ [7]. In the general case, in order to have a coding relevant both for the avalanche dynamics and having the Markov property, the strategy is to build a partition from the natural one, by cutting it in sufficiently small sub pieces. However the resulting partition can be countable.

The condition (ii) is rather strong since it deals with all points in Ω . Since we essentially want to have a symbolic description of the *asymptotic* dynamics, namely on the attractor which is a subset in Ω , it is in fact enough to prove the existence of a finite Markov partition in the usual sense [17]. This is insured by the existence of a *local stable manifold* of sufficiently large diameter, for almost every point in Ω [7]. Recall that the local stable manifold $\mathcal{W}_{loc}^s(\hat{\mathbf{X}})$ of $\hat{\mathbf{X}} \in \Omega$ is the largest connected set such that $\forall \hat{\mathbf{Y}} \in \mathcal{W}_{loc}^s(\hat{\mathbf{X}}), d(\mathcal{T}^t(\hat{\mathbf{Y}}), \mathcal{T}^t(\hat{\mathbf{X}})) \rightarrow 0$ when $t \rightarrow \infty$, d being some distance on Ω . Therefore, the trajectory of any point belonging to $\mathcal{W}_{loc}^s(\hat{\mathbf{X}})$ is asymptotically identical to the trajectory of $\hat{\mathbf{X}}$ and these points are equivalent from the dynamical point of view. Equivalently, if $\hat{\mathbf{X}}$ has a local stable manifold of diameter larger than some $\eta > 0$ then a small perturbation of size $\leq \eta$ will be asymptotically damped (see section IIIB for a physical interpretation of this effect.).

Were the map \mathcal{T} be regular, were the existence of local stable manifolds and Markov partition be insured by the standard theorems on regular ($\mathcal{C}^{1+\alpha}$) hyperbolic dynamical system [21]. However, \mathcal{T} is not continuous on the singularity set \mathcal{S} and some points have no local stable manifolds. The main problem is to estimate the $\hat{\mu}_L$ measure of the “bad” points having no local stable manifold. The following result is useful.

Proposition 1 *Let $\mathcal{U}_\delta(\mathcal{S}) = \left\{ \hat{\mathbf{Y}} \in \Omega \mid d(\hat{\mathbf{Y}}, \mathcal{S}) \leq \delta \right\}$ be the δ -neighborhood of \mathcal{S} . Assume that for $\delta > 0$ sufficiently small:*

$$\hat{\mu}_L[\mathcal{U}_\delta(\mathcal{S})] \leq C\delta^\alpha \quad (40)$$

some $C > 0$, some $\alpha > 0$. Then $\hat{\mu}_L$ almost every point has a local stable manifold of positive diameter.

Proof The existence of a local stable manifold of positive diameter for a point $\hat{\mathbf{X}}$ in the support of $\hat{\mu}_L$ is ensured if one can find a number $0 > \gamma > \lambda_L(1)$, and a time $t_0 < \infty$ such that $\forall t > t_0, d(\mathcal{T}^t \hat{\mathbf{X}}, \mathcal{S}) > e^{\gamma t}$. Indeed, in this case a sufficiently small ball around $\hat{\mathbf{X}}$ is asymptotically contracted faster than it approach the singularity set, and

consequently, all the points of this ball belong to the stable manifold of $\hat{\mathbf{X}}$. Consequently, the set of bad points is included in the set :

$$\left\{ \hat{\mathbf{X}} \mid \forall t_0 \geq 0, \exists t \geq t_0, d(\mathcal{T}^t \hat{\mathbf{X}}, \mathcal{S}) \leq e^{\gamma t} \right\} = \bigcap_{t_0=0}^{\infty} \bigcup_{t=t_0}^{\infty} \mathcal{T}^{-t} (\mathcal{U}_{e^{\gamma t}}(\mathcal{S}))$$

for some γ such that $0 > \gamma > \lambda_L(1)$. From the Borel-Cantelli lemma the measure of this set is zero provided the series $\sum_{t=0}^{\infty} \hat{\mu}_L [\mathcal{U}_{e^{\gamma t}}(\mathcal{S})]$ converges. This is true if the condition (40) holds. \square

We have not established yet a mathematical proof of the condition (40) but we have strong numerical evidences presented in the section III B. In the sequel we will therefore assume that $\hat{\mu}_L$ almost every point as a stable manifold of positive diameter. Then, it is possible to generate a finite Markov partition \mathcal{P} encoding the asymptotic dynamics and such that each symbol corresponds to a unique avalanche. Note however that *several symbols* may correspond to the *same avalanche*. Nevertheless, though an avalanche (i, j) can be represented by several partition-elements, in order to simplify the notation we will however identify ω and the avalanche $(i(\omega), j(\omega))$ whenever it makes no confusion. Denote by $\tilde{\omega} = \omega_{-n} \dots \omega_{-1} \omega_0 \omega_1 \omega_2 \dots \omega_n \dots$, where $\mathcal{A}_{\omega_n, \omega_{n+1}} = 1, n \in \mathbb{Z}$, a legal bi-infinite sequence. Call \mathcal{X} (resp. \mathcal{X}^+) the set of bi-infinite (resp. right infinite) legal sequences. There is a one-to-one correspondence (up to a set of zero Lebesgue measure), denoted by \simeq , between a symbolic sequence $\tilde{\omega}$ and a point $\hat{\mathbf{X}}$ in the phase space. Let $\pi = (\pi^+, \pi^-)$ be the corresponding conjugating mapping, such that if $\tilde{\omega} \simeq \hat{\mathbf{X}} = (\tilde{a}, \mathbf{X})$ then $\pi^+(\tilde{\omega}) = \tilde{a}$ and $\pi^-(\tilde{\omega}) = \mathbf{X}$. Note that π^+ projects on the unstable direction (Σ_{Λ}^+) , while π^- projects on the stable space (\mathcal{M}) . Write $[\tilde{\omega}]_n$ for a n -cylinder (this is the subset of \mathcal{X} where the sequences have the same n first digits as $\tilde{\omega}$). Denote by $\sigma_{\mathcal{A}}$ the shift on \mathcal{X} . The forward orbit of $\tilde{\omega}$ under $\sigma_{\mathcal{A}}$ encodes the excitation sequence by definition and the backward orbit of $\tilde{\omega}$ encodes the point in the energy configuration space \mathcal{M} .

C. Markov chain and SOC state.

We construct a Markov chain by defining a transition kernel \mathcal{W} from the matrix \mathcal{A} . \mathcal{A} has the following property. Let D_{ω}^+ be the set of follower elements of ω (and D_{ω}^- the set of predecessors of ω). $\#D_{\omega}^+ \geq N, \forall \omega$ since after the avalanche corresponding to ω one can excite any site in Λ . Moreover, the Markov partition property (38 ii) implies that if $\beta, \gamma \in D_{\omega}^+$ and $\beta \neq \gamma$, then $i(\beta) \neq i(\gamma)$. Hence, $\#D_{\omega} = N, \forall \omega$. Consequently, \mathcal{A} has *exactly* N *non zero component per row*, corresponding to each of the N possible choices of an excited site.

Since the excited site of Λ is chosen with respect to the uniform Bernoulli measure the transition probability of the Markov-Partition for any edge from ω to D_{ω}^+ is constant, equal to $\frac{1}{N}$. Therefore the transition kernel is :

$$\mathcal{W} = \frac{1}{N} \mathcal{A} \quad (41)$$

As a consequence, \mathcal{W} is a *sparse* matrix. Indeed, the number of symbols ω is at most equal to the number of possible avalanches, which is bounded from below by the largest avalanche size (resp. duration, area) ξ_L^s . Since, for $h = 0$, $\xi_L^s \sim L^{\beta_s}$, $\beta_s > d$, the proportion of non zero entry on each row, $r_L = \frac{N}{\# \mathcal{I}} L^{d-\beta_s}$, tends to zero as $L \rightarrow \infty$. This remark justifies somehow to approximate the transition matrix by a *random* matrix. This could be used as an

approximation to determine the spectral gap of \mathcal{W} (see the discussion).

The set of symbols \mathcal{I} decomposes into transient and recurrent nodes. Call $\mathcal{R}(\mathcal{I})$ the set of recurrent nodes and $\mathcal{N}_L \stackrel{\text{def}}{=} \#\mathcal{R}(\mathcal{I})$ the number of elements in $\mathcal{R}(\mathcal{I})$. The first SOC conjecture requires that the set of recurrent node is irreducible. This is *not* in contradiction with the sparseness of \mathcal{W} . For example, it can be proved that for sparse random matrices, with $K(m)$ uniformly distributed non zero entry per row where m is the size of the matrix, the set of nodes is almost-surely constituted by *one* irreducible recurrent cluster as m tends to infinity provided $K(m) > \log(m)$ [27].

The equivalent of the convergence property (6) is :

$$m_L = \lim_{t \rightarrow \infty} \tilde{v} \mathcal{W}^t \quad (42)$$

where v is any initial probability distribution on \mathcal{I} . This property holds when \mathcal{W} is mixing ¹⁴. In this case \mathcal{W} has a unique eigenvalue 1 and a unique left eigenvector m_L , corresponding to the invariant probability distribution of the Markov chain [28]. $m_L(\omega)$ is non zero only if $\omega \in \mathcal{R}(\mathcal{I})$. Furthermore, there is a spectral gap between the second eigenvalue with the largest modulus and 1. The gap gives the exponential correlation decay and also the rate of convergence to equilibrium. It is expected that the gap vanishes as $L \rightarrow \infty$ for $h = 0$ and stays positive for $h > 0$.

The invariant probability distribution m_L characterizes the probability of occurrence of any recurrent symbol at stationarity. This is therefore the fundamental object characterizing the SOC state. In particular the probability distribution of an avalanche observable is given by :

$$P_L(n, h) = \sum_{\omega \in \mathcal{I}, n(\omega)=n} m_L(\omega) \quad (43)$$

Recall that $n(\omega)$ stands for $n(i(\omega), j(\omega))$. This is the value that the observable n takes in the avalanche $i(\omega), j(\omega)$. Note that $m_L, \hat{\mu}_L$ depend on h but we dropped this dependence in order to simplify the notations. The moments of n are given by:

$$\langle n^q \rangle_{L,h} = \sum_{\omega \in \mathcal{I}} n^q(\omega) m_L(\omega) = \sum_{n=0}^{\xi_L^n} n^q \sum_{\omega \in \mathcal{I}, n(\omega)=n} m_L(\omega) = \sum_{n=0}^{\xi_L^n} P_L(n, h) n^q \quad (44)$$

More generally, the joint probability $\tilde{\mu}_L$ on the space of infinite symbolic sequences \mathcal{X} is obtained from the Chapman-Kolmogorov equation. For any cylinder $[\tilde{\omega}]_T = \omega_1 \dots \omega_T$:

$$\tilde{\mu}_L([\tilde{\omega}]_T) = m_L(\omega_1) \mathcal{W}_{\omega_1 \omega_2} \mathcal{W}_{\omega_2 \omega_3} \dots \mathcal{W}_{\omega_{T-1} \omega_T} \quad (45)$$

Note that $\tilde{\mu}_L$ is the measure of maximal entropy $\log(N)$.

The measure $\tilde{\mu}_L$ projects down to the SRB measure $\hat{\mu}_L$ on Ω via $\hat{\mu}_L = \tilde{\mu}_L \circ \pi^{-1}$ with marginals $\hat{\mu}_L^u = \tilde{\mu}_L \circ \pi^+$ and $\hat{\mu}_L^s = \tilde{\mu}_L \circ \pi^-$. For the following we will therefore make no distinction between the average with respect to $\tilde{\mu}_L$ or with respect to $\hat{\mu}_L$. From the measure $\tilde{\mu}_L$ one can compute all the time correlations (therefore the joint probability on the

¹⁴There exists $n \geq 1$ s.t. for each pair i, j $\mathcal{W}^n(i, j) > 0$, i.e. there is a path connecting each node i, j .

space of trajectories of $n(t)$ of the observable n (see eq. (56)).

The knowledge of the transition matrix \mathcal{W} allows us to determine the invariant measure m_L and the spectral gap. However its structure is not known in general. An interesting, but very specific case, occurs when the number of predecessors of ω , $\#D_\omega^-$, is also equal to N , $\forall \omega$. This happens for example in the one dimensional Zhang model where $E_c \in]1, 2]$, $\epsilon = 0$, $h = 0$ [7]. Then \mathcal{W} is a bi stochastic matrix and m_L is the *uniform measure*, $m_L(\omega) = \frac{1}{N}$, on $\mathcal{R}(\mathcal{I})$. However, in general, $\#D_\omega^-$ depends on ω .

D. Thermodynamic formalism, Gibbs measures and generating function of avalanche size distribution.

In this section we use the thermodynamic formalism (see appendix) to construct Gibbs measure, by choosing different families of potentials. These measures are relevant to characterize microscopic properties (like the fractal structure of the SOC attractor), but also the avalanche distributions.

The SRB measure $\hat{\mu}_L$ is the equilibrium state which maximizes the potential $-\log(\det(\pi^+(D\mathcal{T}_{\hat{\mathbf{x}}}))$) [16]. In the Zhang model this potential is a constant $-\log(N)$. It follows that the SRB measure maximizes the entropy. Since the maximal metric entropy is the topological entropy $\log(N)$, it also follows that the SRB measure has zero pressure.

Due to the product structure of the Zhang's model:

$$\log(\det(DT_{\tilde{\omega}})) = \log(N) + \log(\det(DT_{\omega_1})) \quad (46)$$

where DT_{ω_1} stands for $DT_{(i(\omega_1), j(\omega_1))}$. Let us introduce a first family of potentials:

$$\phi_\beta^1(\tilde{\omega}) = -\log(N) + \beta \log(\det(DT_{\omega_1})) \quad (47)$$

and denote the corresponding family of equilibrium states by μ_β in the sequel. The potential ϕ_β^1 are Bernoulli potentials (they depends only on the first symbol in $\tilde{\omega}$). Consequently, they trivially match the condition (72) in the appendix.

The case $\beta = 0$ corresponds to the SRB measure. The quantity $\log(\det(DT_{\omega_1}))$ is the volume contraction in the space of energy configuration, induced by the relaxation dynamics. It is related to the energy transport in the lattice and to the avalanche size $s(\omega_1)$. Indeed, eq.(36) implies:

$$\phi_\beta^1(\tilde{\omega}) = -\log(N) + \beta \log(\epsilon) s(\omega_1) \quad (48)$$

The corresponding partition function (73) writes:

$$Z_T^1(\beta) = N^{-T} \sum_{\omega \in \mathcal{X}_T^+} \epsilon^\beta \sum_{t=1}^T s(\omega_t) \quad (49)$$

The corresponding topological pressure is:

$$\mathcal{F}_L^1(\beta) \stackrel{\text{def}}{=} \lim_{T \rightarrow \infty} \frac{1}{T} \log(Z_T^1(\beta)) \quad (50)$$

Then from eq. (76),

$$\left. \frac{\partial \mathcal{F}_L^1(\beta)}{\partial \beta} \right|_{\beta=0} = \log(\epsilon) \langle s \rangle_{L,h} \quad (51)$$

This equation is analogous to the one giving the magnetization when deriving the free energy w.r.t. to a uniform local field. It relates the average volume contraction rate given by the sum of negative Lyapunov exponents $\zeta_L(i)$, $i = 1 \dots L^d$, to the average avalanche size [7]

$$\sum_{i=1}^N \zeta_L(i) = \log(\epsilon) \langle s \rangle_{L,h} \quad (52)$$

The second derivative of the free energy (50) with respect to β is:

$$\left. \frac{\partial^2 \mathcal{F}_L^1(\beta)}{\partial \beta^2} \right|_{\beta=0} = \lim_{T \rightarrow \infty} \frac{1}{T} \sum_{t=1}^T \langle s_{\omega_t} s_{\omega_0} \rangle_{L,h} - \langle s \rangle_{L,h}^2 \quad (53)$$

This equation gives therefore the variance, along a typical trajectory, of the Gaussian fluctuations of the avalanche size (resp. contraction rate) around the average values. In section III A we discuss the failure of differentiability of $\mathcal{F}_L(\beta)$ for $h = 0$, in the thermodynamic limit, which implies that (53) diverges and that the central limit theorem is violated.

More detailed informations about the probability distribution of avalanches size, or more generally of any other avalanche observable n , can be obtained by introducing in the potential the formal equivalent of a local magnetic field η which allows, in statistical mechanics, to compute the local magnetization and higher order cumulants. A natural extension of (47) is therefore the time dependent potential:

$$\phi_\eta(t, \tilde{\omega}) = -\log(N) + \eta_t n(\omega_t) \quad (54)$$

where $\eta = (\eta_1, \dots, \eta_t, \dots)$, and the partition function :

$$Z_T(\eta_1, \dots, \eta_T) = N^{-T} \sum_{\omega \in \chi_T^+} e^{\sum_{t=1}^T \eta_t n(\omega_t)} \quad (55)$$

This expression reduces to (49) when $\eta_t = \beta \log(\epsilon)$, $n = s$. Set :

$$\mathcal{F}_L(\eta) = \lim_{T \rightarrow \infty} \frac{1}{T} \log(Z_T(\eta_1, \dots, \eta_T)) \quad (56)$$

$\mathcal{F}_L(\eta)$ generates the k -time correlations of the observable n :

$$\left. \frac{\partial^k \mathcal{F}_L(\eta)}{\partial \eta_1 \dots \partial \eta_k} \right|_{\eta=0} = \langle n_1; n_2; \dots; n_k \rangle_{L,h} \quad (57)$$

In particular, the cumulants $C_L(k)$ of the marginal distribution $P_L(n)$ are given by:

$$\left. \frac{\partial^k \mathcal{F}_L(\eta)}{\partial \eta_1^k} \right|_{\eta_1=0} = C_L(k) = \left. \frac{\partial^k G_L(t)}{\partial t^k} \right|_{t=0} \quad (58)$$

where :

$$G_L(t) \stackrel{\text{def}}{=} \log(\langle e^{tn} \rangle_{L,h}) = \log\left(\sum_{n=0}^{\xi_L^n(h)} P_L(n, h) e^{tn}\right) \quad (59)$$

is the generating function of the cumulants of $P_L(n, h)$.

$\mathcal{F}_L(\eta)$ plays a similar role as the generating functional in quantum field theory and η acts as a conjugated field to the observable n . It also corresponds to a time dependent perturbation of the trajectories or, equivalently, to a time dependent potential. It must in particular be emphasized that the topological pressure in (56) contains *all informations* about the scaling property of the probability distribution on the space of trajectories of the avalanche observable n . Consequently, a scaling theory, analogous to statistical mechanics seems achievable. Formally, when $h = 0$, one can associate to each local field η_i an exponent y_i and seek a scaling form for $\mathcal{F}_L(\eta)$ such as :

$$\mathcal{F}_L(\eta) = L^\beta \mathcal{H}(L^{y_1} \eta_1, \dots, L^{y_n} \eta_n, \dots) \quad (60)$$

where \mathcal{H} is a universal function. This provides the scaling of the n points cumulants. However, one has introduced an infinite number of fields and this formula raises the question: what are the relevant fields (in the renormalization group sense, that is unstable directions for the renormalization flow) or in other words which scaling exponents define the universality classes in SOC ? In classical critical phenomena the renormalization group approach, and the renormalization properties of the Hamiltonian and free energy [29] allow to select the relevant fields and two scaling exponents are extracted; α , the specific heat exponent and η (correlation length). In the SOC case the main difficulty is to adapt the renormalization schemes and to select the relevant fields in order to build the scaling theory. One possible strategy could example be to adapt the Dynamically Driven Renormalization Group (DDRG) procedure developed by Pietronero et al. [30]. We believe that exponents analogous to α, η can be extracted for the Zhang model from the scaling of the expectation with respect to $\tilde{\mu}_L$ and of the spectral gap of \mathcal{W} .

For the generating function (59) of the marginal probability distribution $P_L(n)$ the scaling form (60) reduces to :

$$G_L(t) = L^{\beta_n(1-\tau_n)} G(tL^{\beta_n}) \quad (61)$$

where G is a universal function. This form corresponds to the Kadanoff et al. finite-size scaling ansatz [23]. In particular, the cumulant $C_L(q)$ has a scaling factor :

$$\sigma(q) \stackrel{\text{def}}{=} \lim_{L \rightarrow \infty} \frac{\log(C_L(q))}{\log(L)} \quad (62)$$

which is a linear function¹⁵ of q , $\sigma(q) = \beta_n(q + 1 - \tau_n)$, for $q \geq \tau_n - 1$.

Note that the measured exponents $\tau_n \in]1, 2[$ for the usual avalanche observables. Consequently, $\sigma(q) > 0$ for $q \geq \tau_n - 1$, and the moments of order $q \geq \tau_n - 1$ diverge in the limit $L \rightarrow \infty$. This implies *a loss of analyticity* of the limiting generating function. As discussed below and in [13] this effect is manifested by a Lee-Yang phenomenon. In particular, the properties of the critical zeros are directly related to the $\sigma(q)$'s. In the case (61) the distribution of zeros is characterized by the exponents β_n, τ_n , but relations linking the Lee-Yang zeros distribution to the $\sigma(q)$'s can

¹⁵Recently, it has been argued that the finite-size form (61) might be violated in several models like the BTW model [31] or the Zhang's model [32]. Alternative scaling where $\sigma(q)$ is a non linear function of q have been proposed [31]. The conclusions in [31,32] were however essentially supported by numerical simulations and theoretical results are still missing. In particular the numerical bias induced by numerics were not discussed [13]. Such a scaling entails very singular properties for the asymptotic distribution function (resp. the asymptotic topological pressure, if it exists) and, consequently, for the asymptotic dynamical system. This opens interesting questions and perspective discussed in a forthcoming paper.

be derived for more general scaling [13].

Let us now discuss another extension of the potential (47). At a microscopic level, this potential characterizes the local contraction along a trajectory. Since the local contraction is related to the fractal structure of the support of the invariant measure, this remark suggests that it should be possible to make a connexion between the multifractal spectrum of the measure $\tilde{\mu}_L$ and the avalanches distribution. More precisely, the dynamical system (33) may be considered as a probabilistic graph iterated function system (see [33] for a review) with maps $\{T_\omega\}_{\omega \in \mathcal{I}}$, with transition graph \mathcal{A} and where the probability is the SRB measure [7]. Indeed, though the maps are only quasi contractions any finite composition of those maps along the graph is a contraction. In order to apply the theory developed for iterated function systems one needs additional conditions (open set condition, or strong separation condition) which are discussed in [7]. Were the Zhang's model a conformal iterated functions systems would the potential which allows to compute the multifractal spectrum be given by:

$$\phi_{\beta,q}^2(\tilde{\omega}) = -q \log(N) + \beta \log(\epsilon) s(\omega_1) \quad (63)$$

The multifractal spectrum is the Legendre transform of the function $D(q) = \frac{\beta(q)}{q-1}$ where β is such that [33]:

$$\mathcal{F}_L^2(\phi_{\beta(q),q}) = 0 \quad (64)$$

Though the Zhang's model is not conformal since the contraction is not uniform in the phase space (see the Lyapunov spectrum Fig. 1), the potential (63) might be useful when considering the marginal energy distribution of one site. This is under current investigations and will be published elsewhere [34].

To compute the multifractal spectrum of $\tilde{\mu}_L$ a more elaborate potential is required [37]. In particular, the corresponding thermodynamic formalism is not additive, like in the appendix, but sub-additive. The framework for such a generalized thermodynamic formalism is described in [35] and in greater generality in [36]. Let $\alpha_i(\tilde{\omega}, k)$, $i = 1 \dots N, k = 1 \dots \infty$ be the singular values of the map $T_{\omega_k} \circ \dots \circ T_{\omega_1}$ ordered such that $1 \geq \alpha_1(\tilde{\omega}, k) \geq \dots \geq \alpha_N(\tilde{\omega}, k) > 0$ and remark that there is a finite k such that, whatever $\tilde{\omega}$, $\forall l > k, 1 > \alpha_1(\tilde{\omega}, l)$. Define :

$$g_\beta(\tilde{\omega}, k) = \alpha_1(\tilde{\omega}, k) \alpha_2(\tilde{\omega}, k) \alpha_{j-1}(\tilde{\omega}, k) (\alpha_j(\tilde{\omega}, k))^{\beta-j+1}, \quad \text{if } 0 < \beta \leq N \quad (65)$$

$$g_\beta(\tilde{\omega}, k) = (\det(T_{\omega_k} \circ \dots \circ T_{\omega_1})^{\frac{\beta}{N}}) = \epsilon^{\frac{\beta}{N}} \sum_{l=1}^k s(\omega_l), \quad \text{if } \beta \geq N \quad (66)$$

where, in eq. (65), j is the integer such that $j-1 < \beta \leq j$. Consider the (sub-additive) potential:

$$\phi_{\beta,q,k}^3(\tilde{\omega}) = -q \log(N) + \log(g_\beta(\tilde{\omega}, k)) \quad (67)$$

and define the pressure by;

$$\mathcal{F}_L^3(\phi_{\beta,q}) = \lim_{k \rightarrow \infty} \frac{1}{k} \log \sum_{\omega \in \chi_k^+} \phi_{\beta,q,k}^3(\tilde{\omega}) \quad (68)$$

Then there exists a unique $\beta \equiv \beta(q)$ such that the topological pressure \mathcal{F}_L^3 vanishes [37]. The numbers $D(q) = \frac{\beta(q)}{q-1}$ are the Reyni dimensions, and the multifractal spectrum is the Legendre transform of $D(q)$. We are currently investigating the relations between this potential and the corresponding multifractal properties to macroscopic transport properties [34]. In particular, we are trying to interpret the singular values in terms of avalanches properties.

III. SOME REMARKS ABOUT THE THERMODYNAMIC LIMIT.

In this section we want to discuss several effects observed when the size L tends to infinity (“thermodynamic limit”). These effects can be anticipated with the tools and concepts developed in the previous sections, though they do not allow yet to handle them analytically. Consequently, most of the results presented are conjectured from the thermodynamic formalism description and are numerically checked.

A. Lee-Yang phenomenon.

Rather than attempting to define the thermodynamic limit for the Gibbs state one can, as usual in equilibrium statistical mechanics of phase transitions, focus on the analyticity properties of the thermodynamic potential (free energy). More precisely, from eq. (56), the topological pressure is nothing but the generating function for the joint distribution of the avalanche observable n . This quantity certainly exists for finite L and has to be also defined in the thermodynamic limit if we admit that there exists a limit probability when $L \rightarrow \infty$. However, if a critical state is indeed achieved, the finite size topological pressure should therefore develop singularities as $L \rightarrow \infty, h = 0$.

The topological pressure (56) is a complicated object to handle, even numerically. However, one can argue that if the generating function (58) of the *marginal* distribution develop singularities in the thermodynamic limit, then \mathcal{F} develops singularities as well. In equilibrium statistical mechanics, a standard way to handle the singularities of the free energy and the scaling as $L \rightarrow \infty$ is the study of the Lee-Yang zeros [14]. In many examples the partition function of the finite size systems is a polynomial in a variable z which typically depends on control parameters like the temperature or the external field. Since all coefficients are positive there is no zero on the positive real axis. However, in the thermodynamic limit, at the critical point, some zeros pinch the real axis at $z = 1$, leading to a singularity in the free energy. The finite-size scaling properties of the leading zeros and of the density of zeros near $z = 1$ determine the order of the transition [38] and also the critical exponents in the case of a second order phase transition [39]. In this paper, we show numerically that the same effect arises for the generating function of $P_L(s, h)$ for $h = 0$, while there is no Lee-Yang phenomenon for $h > 0$. This property is not specific to the observable s or to the Zhang’s model. We showed indeed in [13] that this property arises as soon as a probability distribution $P_L(n)$, $n = 1 \dots \xi_L^n < \infty$ converges to a power law $\frac{K}{n^\tau}$, $n = 1 \dots \infty$ when $L \rightarrow \infty$. Furthermore, when $1 < \tau < 2$ (which is the case for the usual avalanche observables and all the models), interesting anomalous finite size scaling effects are observed.

Since $\xi_L^n(h)$ is finite for finite L , the generating function

$$\mathcal{Z}_L(z) = \sum_{n=0}^{\xi_L^n(h)} z^n P_L(n, h) \quad (69)$$

where $z \in \mathbf{C}$, is a polynomial of degree $\xi_L^n(h)$. In particular, since $\mathcal{Z}_L(z)$ is an analytic function of z in the complex plane, all its moments exist. Since all $P_L(n, h)$ are positive $\mathcal{Z}_L(z)$ has no zero on the positive real axis for finite L . Consequently the log-generating function $\log(\mathcal{Z}_L(z))$ is well defined on \mathbf{R}_+^* . More precisely, $\mathcal{Z}_L(z) > 0$ for z in a small neighborhood of \mathbf{R}_+^* where $G_L(t) = \log(\mathcal{Z}_L(e^t))$ is an analytic function of z (resp. t).

For finite L , $\mathcal{Z}_L(z)$ has $\xi_L^n(h) + 1$ zeros in \mathbf{C} , that are either real ≤ 0 , or complex conjugate. Denote them by $z_L(k), k = 0 \dots \xi_L^n$ and order them such that $0 < |z_L(1) - 1| \leq \dots \leq |z_L(k) - 1| \leq \dots \leq |z_L(\xi_L^n + 1) - 1|$. Write $z_L(k) = R_L(k)e^{i\theta_L(k)} = e^{t_L(k)}$.

We report now the following numerical observations for the avalanche size distribution. A general theory and analytical results, extending to other models of SOC, are developed in [13].

- The zeros lie on a curve \mathcal{C}_L in the complex plane which accumulate to the unit circle. This curve is however *not* a circle. In particular, it has a “cusp like shape” in the neighborhood of $z = 1$ (Fig. 5a). An analytic form is given in [13].

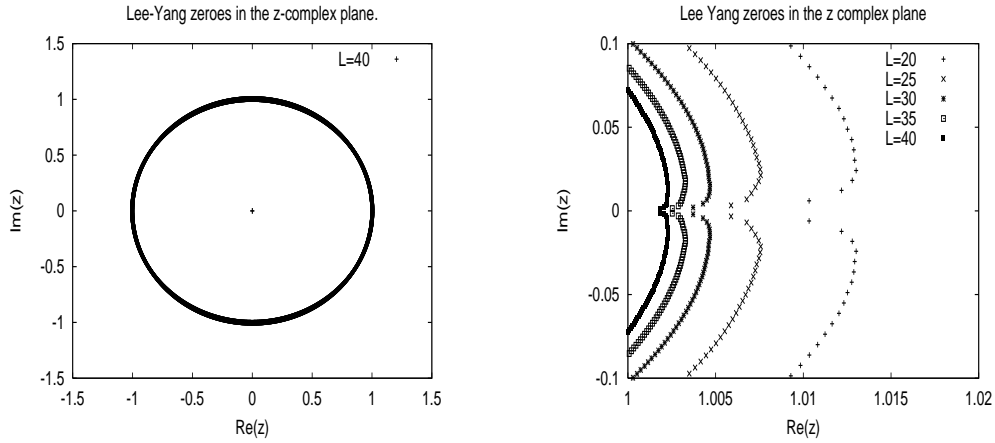


FIG. 5. Lee Yang zeros in the z plane. Fig. 5 a. The curve \mathcal{C}_L for $L = 40$. Fig. 5 b Local behavior near $z = 1$ of the Lee-Yang zeros for various L values in the z complex plane $Ec = 2.2, \epsilon = 0.1, h = 0$.

- For $h = 0$ infinitely many zeros accumulate on $z = 1$ (see Fig. 5 b and Fig. 6). Consequently, the pressure is *not analytic any more in the thermodynamic limit*, as expected. Note that this property is equivalent to the divergence of the moments $m_L(q)$ since it can be proved that the moments $m_L(q)$, for any q larger than some q_0 diverge if and only if a Lee-Yang phenomenon occurs. This opens a way toward a scaling theory from the behavior of Lee-Yang zeros, in a way similar to what was done in equilibrium statistical mechanics [38–42].
- For $h > 0$ (sub-critical regime) the zeros do not pinch $z = 1$. This is a clear indication that in this case there is no critical state in the thermodynamic limit (Fig. 6).

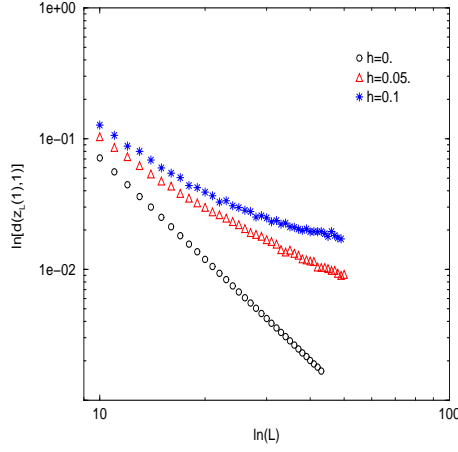


FIG. 6. Distance of the first Lee-Yang zeros $z_L(1)$ to $z = 1$ versus L , $E_c = 2.2, \epsilon = 0.1$ in the critical case $h = 0$ and subcritical case ($h = 0.1, h = 0.05$).

- There exist characteristic features of the zeros that can be connected to the critical behavior.
 - For $h = 0$, the angle $\theta_L(k)$ (argument of $z_L(k)$) scales like $\theta_L(k) \sim L^\beta$ (Fig. 7). It can be proved that, for a probability distribution converging to a power law and obeying a finite size scaling form $s^{-\tau} g(\frac{s}{L^\beta})$, this scaling is exact (with however a slight deviation for the 2 first zeros [13]). More generally, if the probability distribution obeys the scaling form (29) then one can prove that the angle $\theta_L(k)$ is scales like:

$$\theta_L(k) \sim \frac{2\pi k}{\xi_L^n(h)} \quad (70)$$

For $n = s$, the avalanche size, it follows therefore from (25, 30) that $\theta_L(k) \sim \frac{2\pi k}{\bar{e}_L^{-\frac{1}{\sigma}}}$ namely that

$$\theta_L(k) \sim \frac{2\pi k}{[a + cL^{-2}]^{-\frac{1}{\sigma}}} \quad (71)$$

where a, c are respectively proportional to $2(1 - \gamma)\epsilon\bar{X}_L^+$ and \bar{X}_L^+ (see eq. (25)). a, c depend slightly on L (via \bar{X}_L^+) but they converge rapidly to a constant as $L \rightarrow \infty$ (see fig. 4a for the L dependence of \bar{X}_L^+). Therefore, studying the L dependence of $\theta_L(k)$ gives a straightforward way to compute σ (resp. $\beta = \frac{2}{\sigma}$). We performed a numerical study of the angles $\theta_L(k)$ for $E_c = 2.2, \epsilon = 0.1$ in the conservative and non conservative case ($h = 0.1$), for $L = 10 - 50$. We obtained $\beta = 2.59 \pm 0.04$ and $\sigma = 0.772$. This corresponds to a critical exponent $\tau = 1.227$, not so far away from the theoretical value $\tau = 1.253$ obtained by the renormalization group analysis [30]. Going to larger size would certainly improve the accuracy, though one has to be careful to pathological bias induced by the standard numerical procedure where the number of sample is fixed independently of the system size [13]. In Fig. 7 we plotted the angle $\theta_L(k)$ for $k = 4, 6, 8$ and a non linear fit where the constants a, c in (71) were used as fitting parameters. We found $a = 0.00439 \pm 2.10^{-3}$ and $c = 1.684 \pm 3.10^{-3}$

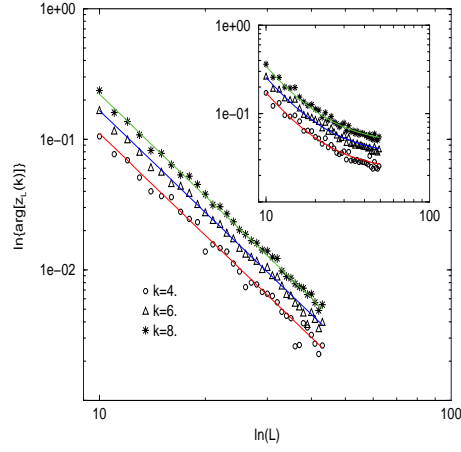


FIG. 7. Argument of the Lee-Yang zeros $z_L(4), z_L(6), z_L(8)$ for $E_c = 2.2, \epsilon = 0.1$ in the critical case $h = 0$ and in the subcritical case $h = 0.1$ (inset). In full color lines are drawn the interpolation curves $y = 2\pi k(cx^{-2})^{\frac{1}{\sigma}}$ (conservative case) and $y = 2\pi k(a + cx^{-2})^{\frac{1}{\sigma}}$ (non conservative case) where a, c have been determined by non-linear fitting.

- In many models of statistical mechanics the singular part of the free energy obeys a finite size scaling form $f^s(t, V) = \frac{1}{V} W[t(AV)^{\frac{1}{2-\alpha}}]$ (equivalent to (61)) [29,41,42], and the first zeros in the t plane ($t = \log(z)$) do a characteristic angle with the real axis, independent of L , which can be related to the specific heat exponent α . Here the angle in the t plane *violates the usual scaling and depends weakly on L* (in fact the violation is logarithmic [13]). It can be proved that this effect *is not an indication that the topological pressure does not obey finite size scaling* but is simply due to the value of the exponent $\tau > 1$.

B. Initial conditions sensitivity.

The presence of a singularity set \mathcal{S} for the dynamics induces an interesting phenomenon. If a trajectory approaches \mathcal{S} sufficiently close at a time t say, a small perturbation in the energy configuration at time t can induce a response *which is not proportional to the perturbation*. This happens if the perturbed trajectory crosses the singularity set since the avalanche will be different in the initial configuration and in the perturbed configuration. This effect is obviously due to the presence of a threshold in the dynamics definition. More precisely, if in the trajectory of an energy configuration \mathbf{X} a site i is such that its energy is arbitrary close to E_c at some time t , then obviously a small perturbation on this site can induce a completely different evolution. This phenomenon is particularly prominent if the measure of any η -neighborhood of the singularity set is positive, for $\eta > 0$. Indeed, in this case, with positive probability a trajectory will show non linear sensitivity to arbitrary weak perturbations for those times when it approaches the singularity set. In other words, in this case, taking two arbitrary close typical energy configurations and exciting the same sites along the whole trajectory of these two configurations, there will exist a finite time such that each configuration undergoes a different avalanche. This will result in an effective unpredictability of the evolution (weak initial condition sensitivity) and a failure of differentiability, or in more physical terms a failure of linear response, of the observables along typical trajectories.

It is therefore instructive to compute numerically the probability that a site is close to E_c within a distance

lower than some $\eta > 0$. Call $\mathcal{U}_\eta(\mathcal{S}) = \{\mathbf{X} | \exists i, |X_i - E_c| < \eta\}$. Then $\mu_L \{\mathcal{U}_\eta(\mathcal{S})\}$ is exactly the probability that, during its evolution, a site is close to E_c within a distance lower than η . In Fig. 8 we have drawn the variation of $\mu_L \{\mathcal{U}_\eta(\mathcal{S})\}$ as a function of E_c for $L = 30$ (Fig. 8a) and as a function of L (Fig. 8b), for $\eta = 0.001$ and $\eta = 0.0001$, $E_c = 2.2, \epsilon = 0.1, h = 0$. The statistics were done for 10 trajectories and 10^6 time steps per trajectory.

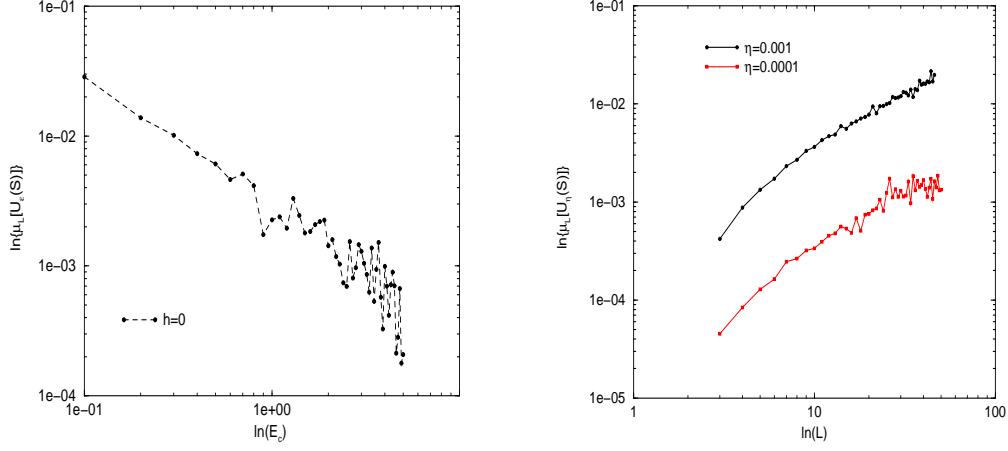


FIG. 8. Probability $\mu_L \{\mathcal{U}_\eta(\mathcal{S})\}$ that, during its evolution, a site is close to E_c within a distance lower than some η , as a function of E_c , for $L = 30, \epsilon = 0.1, h = 0$ (Fig. 8a) and as a function of L , for $E_c = 2.2, \epsilon = 0.1, h = 0$ (Fig. 8b).

In Fig. 9 we have plotted $\mu_L \{\mathcal{U}_\eta(\mathcal{S})\}$ as a function of η for $L = 30, E_c = 2.2, \epsilon = 0.1, h = 0, h = 0.1$. Though we were very careful in computing this probability (increasing the number of samples when η decreases) we believe that the left most points are biased. Ignoring this point we observed that $\mu_L \{\mathcal{U}_\eta(\mathcal{S})\}$ decay like η^α , as $\eta \rightarrow 0$, where $\alpha = 0.98 \pm 0.01$ for $h = 0$ and $h = 0.1$. This is supported by another well known result, already in the early paper of Zhang. The projected energy density on any site has a characteristic structure depicted Fig. 9 b. More precisely, in this figure we have plotted $\rho(E) \stackrel{\text{def}}{=} \mu_L [\mathbf{X} | \exists i \in \Lambda, X_i \in [E - \iota, E + \iota]]$. The remarkable peaks structure of this distribution has interested many people but nobody has been able, up to now, to give an analytic form for it. However, this is not the point that interests us. Rather, if we focus on a small neighborhood of E_c , we note that the $\rho(E)$ is seemingly absolutely continuous on the left (explaining the exponent $\alpha \sim 1$).

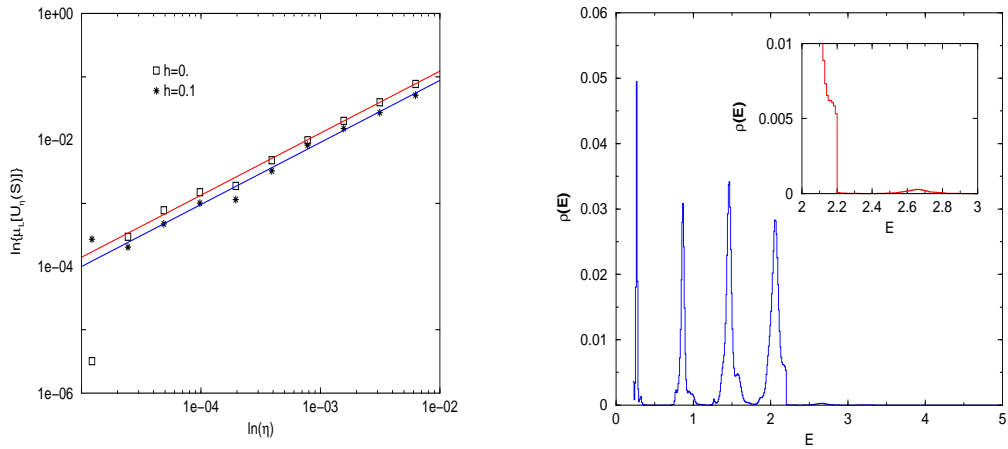


FIG. 9. a. Probability $\mu_L \{\mathcal{U}_\eta(\mathcal{S})\}$ as a function of η for $L = 30, E_c = 2.2, \epsilon = 0.1, h = 0, h = 0.1$. Fig. 9 b. Probability $\rho(E) \stackrel{\text{def}}{=} \mu_L [\mathbf{X} \mid \exists i \in \Lambda, X_i \in [E - \iota, E + \iota]]$, where $d = 2, L = 30, E_c = 2.2, \epsilon = 0.1, h = 0, \iota = 10^{-6}$. Insert: zoom about E_c .

The conclusions are quite interesting. On one hand, this last result numerically validates the assumption (40) we made in section II C to infer the existence of a finite Markov partition. On the other hand, it shows that the probability to approach a small neighborhood of \mathcal{S} , though weak, is non zero. Consequently, the Zhang model displays this interesting form of initial condition sensitivity and linear response violation. It would be interesting to adapt this analysis to other models, in particular those relevant for earthquakes. Moreover, $\mu_L \{\mathcal{U}_\eta(\mathcal{S})\}$ decreases with E_c . Finally, $\mu_L \{\mathcal{U}_\eta(\mathcal{S})\}$ increases with L . This suggests that this phenomenon is more and more prominent as L grows. Note, that the number of singularity planes diverges as $L \rightarrow \infty$, for $h = 0$. It might then be that the singularities become dense, leading to an extremely unpredictable and singular system.

IV. DISCUSSION AND CONCLUSION.

In this paper we have discussed the application of thermodynamic formalism to the Zhang's model of Self-Organized Criticality. We have shown that under physically natural assumptions like ergodicity Gibbs measures can be defined to characterize various statistical properties of the finite size SOC state. This opens perspectives to build the equivalent of the statistical mechanics theory of critical phenomena for SOC models. It may open the way toward a general setting in which concepts like universality classes could be properly defined. Indeed, though the extrapolation of the thermodynamic formalism to the infinite lattice size limit needs further developments, this work suggests that the topological pressure can be used as an indicator of a phase transition. In particular we exhibited a Lee-Yang phenomenon for a quantity derived from the pressure and we noticed that several characteristic patterns emerges, which could allow a classification of the models in the future.

We would like to discuss now some points that have not been developed in the paper.

1. *Extensions of the thermodynamic formalism.* In this paper we have focused on the most common potentials which are directly related to dynamical properties and to the fractal structure of the support of the invariant measure. We also shown that they are related to the avalanche size. We now intend to construct more general potentials allowing on one hand to investigate the properties of other avalanche observables. On the other hand, we showed numerically in [8] that the Lyapunov spectrum exhibits a finite size scaling property with an universal exponent τ_λ related to the anomalous diffusion exponent. It would be worth to show this property analytically by producing a suitable potential. Finally, we would like to study the action of the dynamical renormalization group analysis developed in [30] on those potentials.
2. *Spectral gap vanishing.* In the finite system, the exponential correlation decay along the time trajectory is given by the spectral gap between the largest eigenvalue of the Markov matrix \mathcal{W} (which is 1) and the second eigenvalue. As mentioned above, this gap is positive whenever \mathcal{A} is mixing. When L diverges, \mathcal{N}_L diverges for $h = 0$ since $\mathcal{N}_L \geq \xi_L^s$. On the other hand, the notion of critical phenomena somehow involves non exponential correlation

decay or a divergence of the time correlation length which is the inverse of the spectral gap. Consequently, one expects that, for $h = 0$ the spectral gap vanishes in the thermodynamic limit. It might be useful to compute the spectral gap and particular its L dependence. This could be achieved from standard techniques on Markov chains [43,?], provided we have additional informations about the structure of \mathcal{W} . From the analogy with critical phenomena we expect the gap to vanish like L^η where η plays the role of the exponent giving the spatial correlation decay in statistical mechanics. This could be a new exponent that might be related to the exponent τ_λ that we have exhibited in [8].

3. *Explicit form of the energy density.* In the section II C we used the result $\mu_L \{\mathcal{U}_\eta(\mathcal{S})\} \sim \eta^\alpha$ that was only checked numerically. An analytic computation would be certainly be more satisfactory. It could be done if we could achieve the computation of the energy profile depicted fig. 9b This would also allows to elucidate its particular peaks shape which is still an open problem in SOC. This could be achieved from the transport equation developed in the section I B.

These points are under current investigations.

Acknowledgments. This work has been partially supported by the Zentrum fuer Interdisciplinaere Forschung (ZIF) of Bielefeld (Germany), in the frame of the projet "The Sciences of Complexity: From Mathematics to Technology to a Sustainable World". B.C. warmly acknowledge the ZIF for its hospitality. He also thanks the CNRS for its support.

APPENDIX

In this appendix, devoted to non-specialists, we give a brief summary of the thermodynamic formalism used in section II D to construct Gibbs measures. Useful references are [12,11,16,48]

Assume that we have a set of symbols $\omega \in \mathcal{I}$ and a transition matrix \mathcal{A} . Call \mathcal{X} (resp. \mathcal{X}^+) the set of bi-infinite (resp. right infinite) legal sequences. Write $[\tilde{\omega}]_n$ for a n -cylinder (this is the subset of \mathcal{X} where the sequences have the same n first digits as $\tilde{\omega}$). Denote by $\sigma_{\mathcal{A}}$ the shift on \mathcal{X} . In the sequel we restrict to the set of right infinite sequence \mathcal{X}^+ as usual in the frame of thermodynamic formalism [16,48]. There exists a formal analogy between a sequence of \mathcal{X}^+ and a (right-infinite) one dimensional chain of Potts-like spins taking values in \mathcal{I} . The transition matrix \mathcal{A} acts then as a hard-core like potential in the sense that, if the spin at the t th place in the chain has a value ω_t , the next spin (at the place $t + 1$) can only take values in the subset of \mathcal{I} such that $\mathcal{A}_{\omega_t, \omega_{t+1}} = 1$. Other transitions are forbidden. This formalism allows in particular to study a class of dynamically relevant invariant measures of the dynamical system as formal analogous to Gibbs measure in a chain of spins.

Let $F(\mathcal{X}^+)$ be the space of Hölder continuous functions, for a metric $d_\theta(x, y) = \theta^N$ on \mathcal{X}^+ , where N is the largest non-negative integer such that $x_i = y_i, i < N$ and $0 < \theta < 1$ [48,16]. We call a *potential* an element of $F(\mathcal{X}^+)$. A potential has in particular the following property:

$$var_n(\phi) \leq C\theta^n, \quad n \geq 0 \tag{72}$$

for some $C > 0$, some $\theta \in]0, 1[$, where $\text{var}_n(\phi) = \sup \{|\phi(x) - \phi(y)|, x_i = y_i, i < n\}$. Note that eq. (72) is the equivalent of the exponential decrease of the interaction with the distance, insuring the existence of a thermodynamic limit in statistical mechanics [24,25]. A *finite range* potential of order r is such that $\phi(x) = \phi(y)$ if $x_i = y_i$ for $0 \leq i < r$, namely the values that ϕ takes depend only on the first symbols (resp. the r first spins). Any infinite range potential in $F_\theta(\mathcal{X}^+)$ can be uniformly approximated by a sequence of r -range potentials.

Set $S_T\phi(\tilde{\omega}) = \sum_{t=1}^T \phi(\sigma_{\mathcal{A}}^t \tilde{\omega})$ where ϕ is a potential. Define the finite *partition function* by

$$Z_T(\phi) = \sum_{\tilde{\omega} \in \mathcal{X}_T^+} \exp S_T\phi(\tilde{\omega}) \quad (73)$$

and the *pressure* (resp. the free energy per spin) by :

$$\mathcal{F}(\phi) = \lim_{T \rightarrow \infty} \frac{1}{T} \log Z_T(\phi) \quad (74)$$

It can be proved that this limit exists provided ϕ decays sufficiently fast (see eq.(72)), namely there is no “phase transition” provided the potential belong to $F(\mathcal{X}^+)$.

A *Gibbs measure* is an invariant measure where the potential gives an exponential weight to the cylinders. More precisely, μ_ϕ is a Gibbs measure if there exists a A such that for all $T > 0$ and $\omega \in \mathcal{X}_T^+$

$$A^{-1} \leq \frac{\mu_\phi([\tilde{\omega}]_T)}{e^{S_T\phi(\tilde{\omega}) - T\mathcal{F}(\phi)}} \leq A \quad (75)$$

This essentially means that μ_ϕ is exponential with a weight given by the sum of the values that ϕ takes on the orbit of ω . Since $Z_T(\phi) \sim e^{T\mathcal{F}(\phi)}$ the measure of a spin chain of length T is $\sim \frac{\exp(\sum_{t=1}^T \phi(\sigma^t \tilde{\omega}))}{Z_T(\phi)}$ and the formal analogy with statistical mechanics is straightforward.

In this setting one also associates to each potential ϕ the *Ruelle operator* \mathcal{L}_ϕ , which is a formal extension of the Kramers-Wannier transfer matrix for a spin chain [24]. An extension of the Perron-Frobenius theorem for matrices, due to Ruelle, shows that when \mathcal{A} is irreducible and aperiodic \mathcal{L}_ϕ admits a unique maximal positive eigenvalue which is equal to the pressure $\mathcal{F}(\phi)$. The corresponding left eigenvector is the Gibbs measure μ_ϕ . The spectrum of \mathcal{L}_ϕ provides informations about the (strong) mixing properties of μ_ϕ . In particular, the spectral gap between the largest eigenvalue ($\mathcal{F}(\phi)$) and the remaining part of the spectrum determines the dominant exponential decay rate of correlations functions (resp. decay rate to equilibrium).

μ_ϕ satisfies also a *variational principle* analogous to the free energy minimization in statistical mechanics. Namely, call $h(\mu)$ the entropy of the invariant measure μ then the quantity $h(\mu) + \int \phi d\mu$ admits a unique maximum for $\mu = \mu_\phi$, equal to the pressure $\mathcal{F}(\phi)$. The maximizing measure is naturally called an *equilibrium state*. Each equilibrium state for a potential $\phi \in F(\mathcal{X}^+)$ is a Gibbs state. There exists only one maximum (resp. one equilibrium state related to the observable ϕ) when \mathcal{A} is mixing. This situation corresponds to the absence of phase transition in statistical mechanics.

The pressure, beyond the variational principle, shares others characteristic with the free energy: it is convex, non decreasing, sub-additive ($\mathcal{F}(\phi_1 + \phi_2) \leq \mathcal{F}(\phi_1) + \mathcal{F}(\phi_2)$) and this is a generating function for the expectations with respect to μ_ϕ . More precisely, the following can be proved [48,16]. Let $\phi, \eta \in F_\theta$, and set $\mathcal{P}(t) \stackrel{\text{def}}{=} \mathcal{F}(\phi + t\eta)$, where $t \in \mathbb{R}$, then :

$$\mathcal{P}'(0) = \left. \frac{d}{dt} \mathcal{F}(\phi + t\eta) \right|_{t=0} = \int \eta d\mu_\phi \stackrel{\text{def}}{=} E[\eta]_\phi \quad (76)$$

where $E[\cdot]_\phi$ is the expectation with respect to μ_ϕ . In the same way :

$$\sigma_\phi^2(\eta) = \mathcal{P}''(0) = \lim_{T \rightarrow \infty} \frac{1}{T} \sum_{t=1}^T E[\eta(t)\eta(0)]_\phi - E[\eta]_\phi^2 \quad (77)$$

where $E[\eta(t)\eta(0)]_\phi - E[\eta]_\phi^2$ is the correlation function of the function η , at time t , the average being performed with respect to μ_ϕ . This can be generalized to correlation functions between different observables and to higher order [45]. The coefficient $\sigma_\phi(\eta)$ characterizes the average fluctuations of η along trajectories weighted by the measure μ_ϕ . Provided $\sigma_\phi(\eta) > 0$ the central limit theorem holds, namely the fluctuations are Gaussian (more precisely $\lim_{T \rightarrow \infty} \text{Prob} \left[\frac{\sum_{t=1}^T \eta(t) - TE[\eta]_\phi}{\sigma_\phi(\eta)\sqrt{T}} < y \right] = \mathcal{N}(y)$ where \mathcal{N} is the characteristic function of the Gaussian distribution).

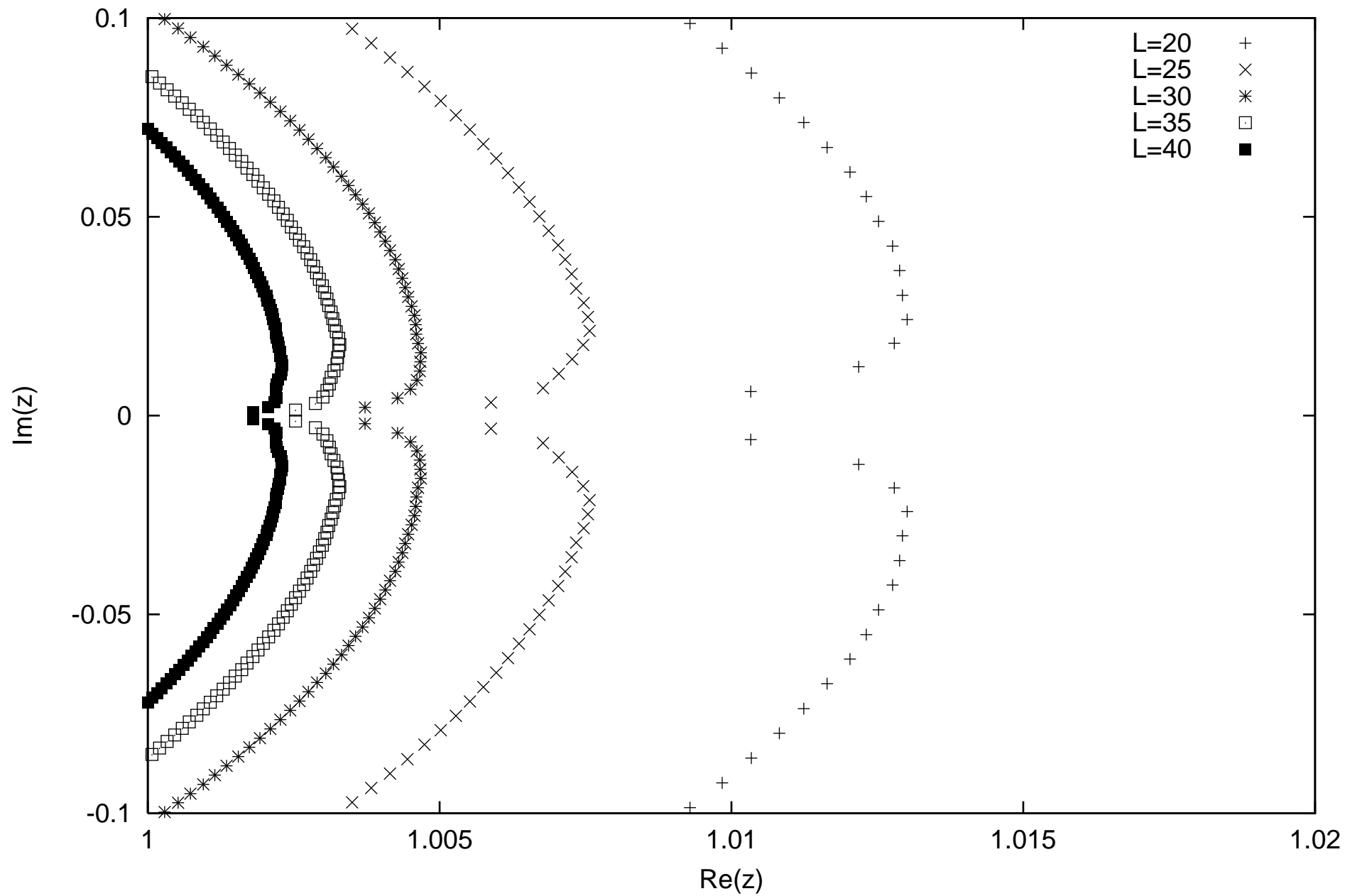
From the relation (77) one can extract Green-Kubo transport coefficients from microscopic quantities [45,44].

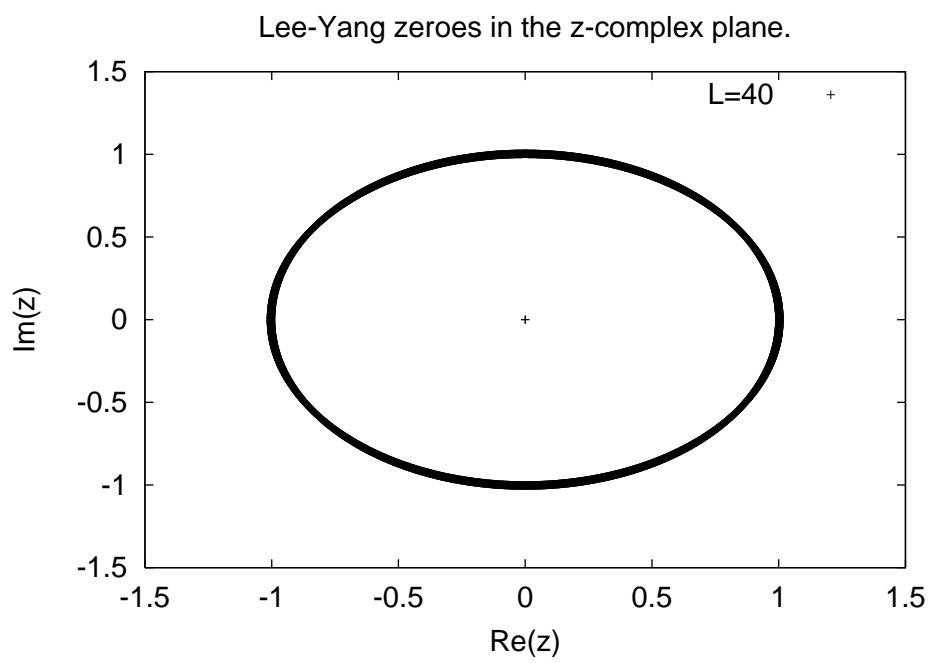
According to the choice of the potential one is able to extract different informations about the statistical properties of the dynamics. The situation is somehow analogous to statistical mechanics where the choice of the thermodynamic potential corresponds to a different choice of *ensemble*. However one has a priori an infinite number of choice for the potential (resp. measure) but only a few of them are physically relevant.

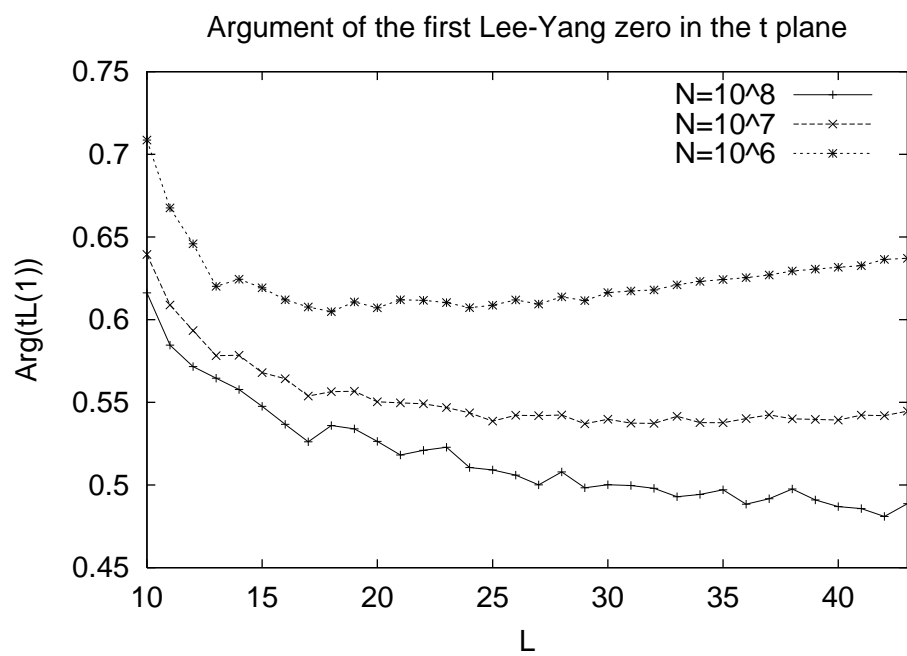
- [1] Bak P., Tang C., Wiesenfeld K., "Self organized criticality: An explanation of $1/f$ noise", Phys. Rev. Lett., Vol 59, Num 4, (1987), 381- 384 Bak P., Tang C., Wiesenfeld K., "Self organized criticality", Phys. Rev. A., Vol 38, Num 1, (1988), 364-374.
- [2] Bak P. "How nature works.", Springer-Verlag (1996).
- [3] Jensen H.J., "Self-Organized Criticality : Emergent Complex Behavior in Physical and Biological systems", Cambridge Lecture Notes in Physics 10, Cambridge University Press (1998).
- [4] C. Maes, F. Redig, E. Saada and A. Van Moffaert (2000) "On the thermodynamic limit for a one-dimensional sandpile process", Markov Processes and Related Fields 6, 1-21.
- [5] Blanchard Ph., Cessac B., Krüger T., "A dynamical systems approach for SOC models of Zhang's type", Jour. of Stat. Phys., 88, (1997), 307-318 .
- [6] Cessac B., Blanchard Ph., Krueger T., "A dynamical system approach to Self-Organized Criticality" Mathematical results in Statistical Mechanics", Marseille 1998, Word Scientific Singapore.
- [7] Blanchard Ph., Cessac B., Krüger T., "What can one learn about Self-Organized Criticality from Dynamical System theory ?", *Jour. of Stat. Phys.*, 98 (2000), 375-404.
- [8] Cessac B., Blanchard Ph., Krüger T., "Lyapunov exponents and transport in the Zhang model of Self-Organized Criticality.", Phys. Rev. E, Vol. 64, 016133, (2001)
- [9] Zhang H.Y. "Scaling theory of Self-Organized Criticality", Phys. Rev. Let., Vol 63, Num 5 (1988), 470-473.
- [10] Sinai Ya. G. , "Gibbs measures in ergodic theory", Russ. Math. Surveys, 27 No 4, 21-69, (1972)
- [11] Ruelle D. "Thermodynamic formalism" (1978). Reading, Massachusetts: Addison-Wesley.
- [12] Bowen R. "Equilibrium states and the ergodic theory of Anosov diffeomorphisms", Lect. Notes.in Math., Vol. 470, Berlin: Springer-Verlag (1975).
- [13] Cessac B., Meunier J.L., "Anomalous scaling and Lee-Yang zeroes in Self-Organized Criticality.", Phys. Rev. E, Vol 65, 036131, 1-18 (2002).
- [14] Yang C.N, Lee T.D., "Statistical theory of equations of state and phase transitions I. Theory of condensation", Phys. Rev., Vol 87, Num 3, 404-409 (1952); "Statistical theory of equations of state and phase transitions II. Lattice Gas and Ising model", Phys. Rev., Vol 87, Num 3, 410-419 (1952).
- [15] Sornette D., Johansen A., Dornic I., "Mapping Self-Organized Criticality onto Criticality", J. Phys. France 5 (1995) 325-335.
- [16] Keller G., "Equilibrium states in ergodic theory", Cambridge university press (1998)

- [17] Katok A., Hasselblatt , “Introduction to dynamical systems theory”, Kluwer (1996)
- [18] Vespignani A., Zapperi S., “How self-organized criticality works : A unified mean-field picture.” *Physical Review E* **57**, 6345 (1998).
- [19] D. Dhar, Phys. Rev. Lett. **64**, 1613 (1990); D. Dhar and S.N. Majumdar, J. Phys. A **23**, 4333 (1990); S.N. Majumdar and D. Dhar, Physica A **185**, 129 (1992). D. Dhar and R. Ramaswamy, Phys. Rev. Lett. **63**, 1659 (1989).
- [20] Oseledec V.I., “A multiplicative ergodic theorem. Characteristic Lyapunov exponents of dynamical systems.”, Transaction of the Moscow Mathematical Society, 19 (1968), 179-210.
- [21] Pollicott M. “Lectures on ergodic theory and Pesin Theory on compact manifolds”, London Math. Soc., Lect. Notes Series 180, Cambridge University Press, (1993).
- [22] Eckmann J.P., Ruelle D., “Ergodic Theory of Strange attractors” Rev. of Mod. Physics, 57, 617 (1985). Eckmann J.P., Kamphorst O., Ruelle D., Ciliberto S. Phys. Rev. A, 34, 4971 (1986).
- [23] Kadanoff L.P., Nagel S.R., Wu L., Zhou S., “Scaling and universality in avalanches”, Phys. Rev. A, Vol 39, Num 12, 6524-6527, (1989)
- [24] Meyer D.H., “The Ruelle-Araki transfer operator in classical statistical mechanics”, Lecture Notes in Physik, 123, Springer-Verlag.
- [25] Ruelle D. “Statistical Mechanics: Rigorous results” Benjamin, New York (1969).
- [26] Eurandom conference, “Long range stochastic dynamics”, Eindhoven, December 2001.
- [27] Flajolet Ph., Theoretical Computer Science 215(1-2), 1999, pp. 371–381.
- [28] Seneta, “Non-Negative matrices”, G. Allen and Unwin, London, (1973).
- [29] Fisher M.J., “The renormalization group in the theory of critical behaviour”, Rev. Mod. Phys., Vol 46, Num. 4, 597-616, (1974).
- [30] Pietronero L., Vespignani A., Zapperi S., Phys. Rev. Lett. **72**, 1690 (1994); Vespignani A., Zapperi S., Pietronero L., Phys. Rev. E, **51**:1711 (1995).
- [31] Tebaldi C. , De Menech M., Stella A., “Multifractal scaling in the Bak-Tang-Wiesenfeld Sandpile and edge events” , preprint cond-mat/9903270.
- [32] Pastor-Satorras R., Vespignani A., “Anomalous scaling in the Zhang model”, Eur. Phys. J. B **18**, 197-200 (2000)
- [33] Falconer K. “Techniques in fractal geometry”, John Wiley - sons, 1997.
- [34] Blanchard Ph., Cessac B., Sequeira S., in preparation.
- [35] Falconer K.J., “Bounded distortion and dimension for non-conformal repellers”, Math. Proc. Camb. Phil. Soc., **115**, 315-334, (1994)
- [36] Barreira L.M., “A non-additive thermodynamic formalism and applications to dimension theory of hyperbolic dynamical systems”, Ergod. Theor. Dynam. Syst. **16**, 871-927, (1998).
- [37] Falconer K.J., “Generalized dimensions of measures on self-affine sets”, Nonlinearity **12**, (1999), 877-891.
- [38] Janke W., Kenna R. “The strength of first and second order phase transitions from partition function zeros”, Jour. Stat. Phys., Vol 102, Num 5/6, 1221-1227 (2001)
- [39] Creswick R.J., Kim S.Y., “Finite-Size Scaling of the density of zeros of the partition function in first and second order transi, Vol. 56, Num. 3, (1997).
- [40] Abe, R. “Note on the critical behavior of Ising ferromagnets”, Prog. Theor. Phys., Vol. 38, Num. 1 (1967)
- [41] Itzykson C., Pearson R.B., Zuber J.B., “Distribution of zeros in Ising and Gauge models”, Nuclear Physics B **220**[FS8], 415-433, (1983).
- [42] Glasser M.L., Privman V., Schulman L.S., “Complex-temperature-plane zeros: Scaling theory and multicritical mean-field models”, Phys. Rev. B, Vol 33, Num. 4 (1987).
- [43] Benaïm M., Karoui N.E., “Promenades aléatoires”, cours de l’école polytechnique.
- [44] “AN INTRODUCTION TO CHAOS IN NONEQUILIBRIUM STATISTICAL MECHANICS” , Cambridge University Press, (1999)
- [45] Gaspard P. “Chaos, scattering and statistical mechanics”, Cambridge Non-Linear Science series 9, (1998)
- [46] Beck C., Schloegl F., “Thermodynamics of chaotic systems”, Cambridge Non Linear Science
- [47] Bak P., Tang C., “Critical exponents and scaling relations for Self-Organized critical phenomena”, Phys. Rev. Lett., Vol 60, Num 23, 2347-2350, (1988).
- [48] Parry W., Pollicott M. “Zeta functions and the periodic orbit structure of hyperbolic dynamics”, Collection Asterisque 187-188, Société Mathématique de France, (1990).
- [49] Barrat A., Vespignani A., Zapperi S., “Fluctuations and correlations in sandpile models”, Phys. Rev. Lett. **83** (1999) 1962.
- [50] Ledrappier F., Young L. S., “The metric entropy for diffeomorphisms”, Annals of Math. **122**, (1985) 509-574
- [51] Sarig O.M., “Thermodynamic formalism for countable markov shifts”, Ergod. Th. & Dyn. Sys. **19**, 1565-1593, (1999).
- [52] Young L.S. “Ergodic theory of differentiable dynamical systems”

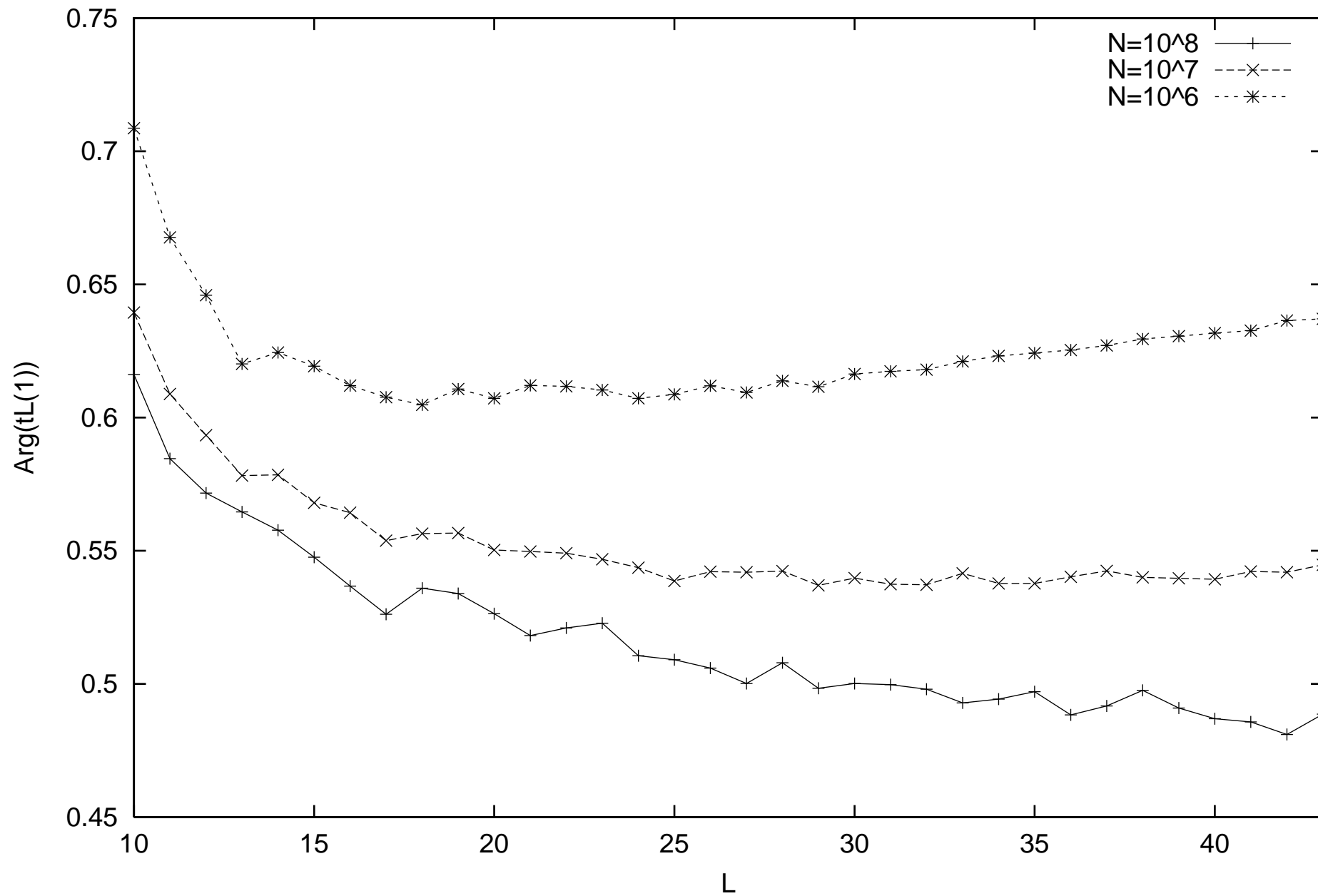
Lee Yang zeroes in the z complex plane



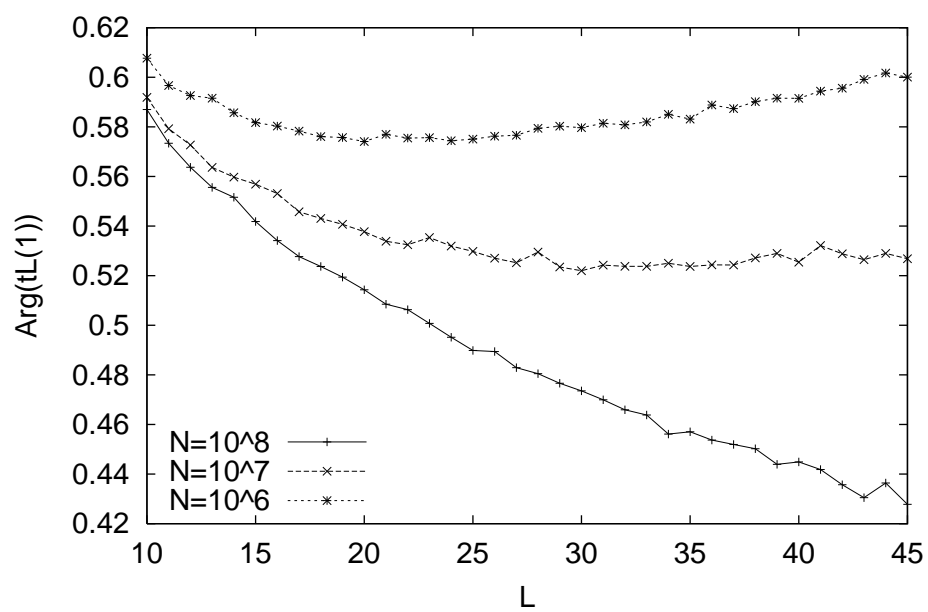




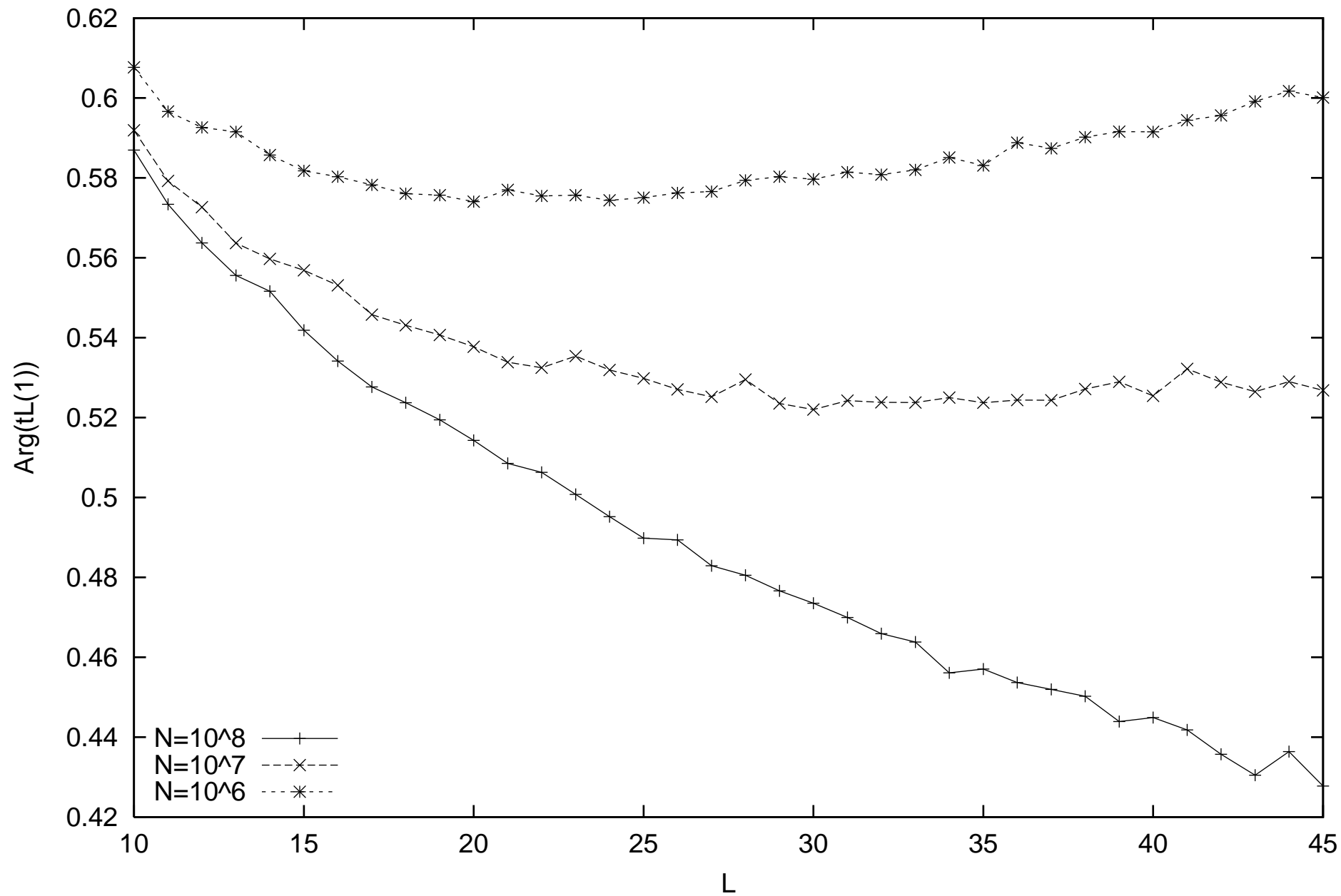
Argument of the first Lee-Yang zero in the t plane

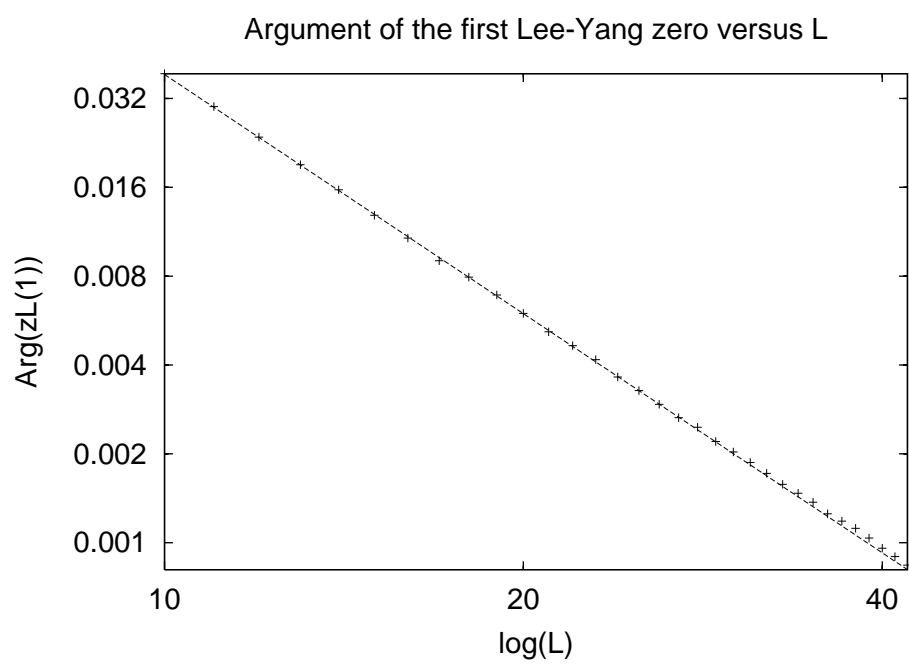


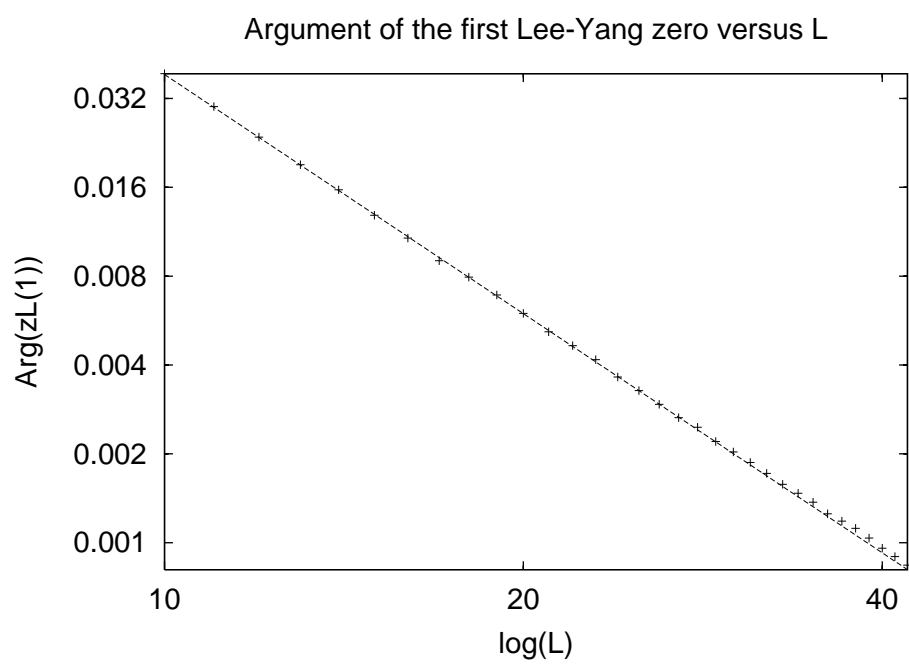
Argument of the first Lee-Yang zero in the t plane. Empirical probability distribution.

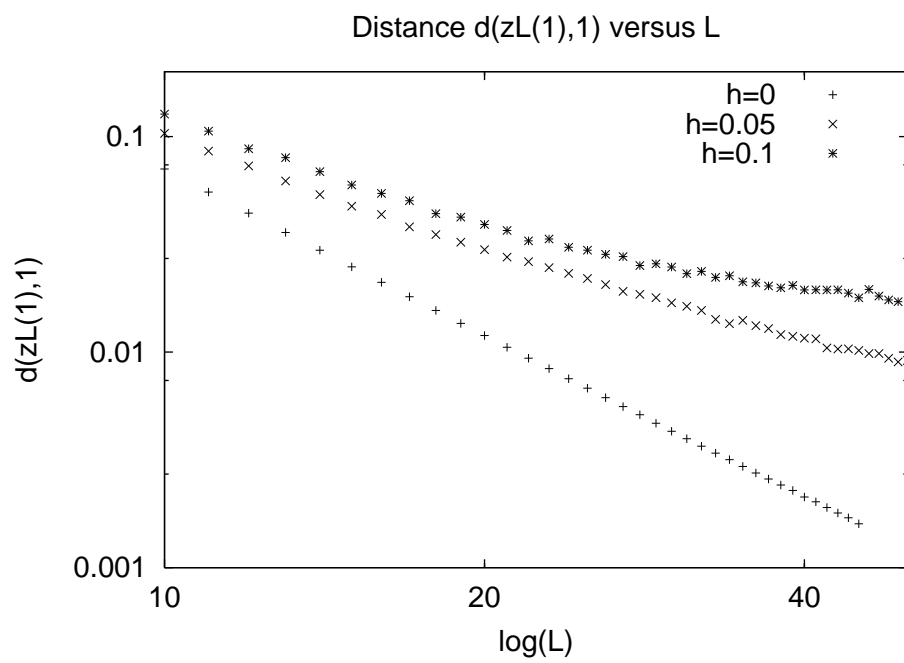


Argument of the first Lee-Yang zero in the t plane. Empirical probability distribution.

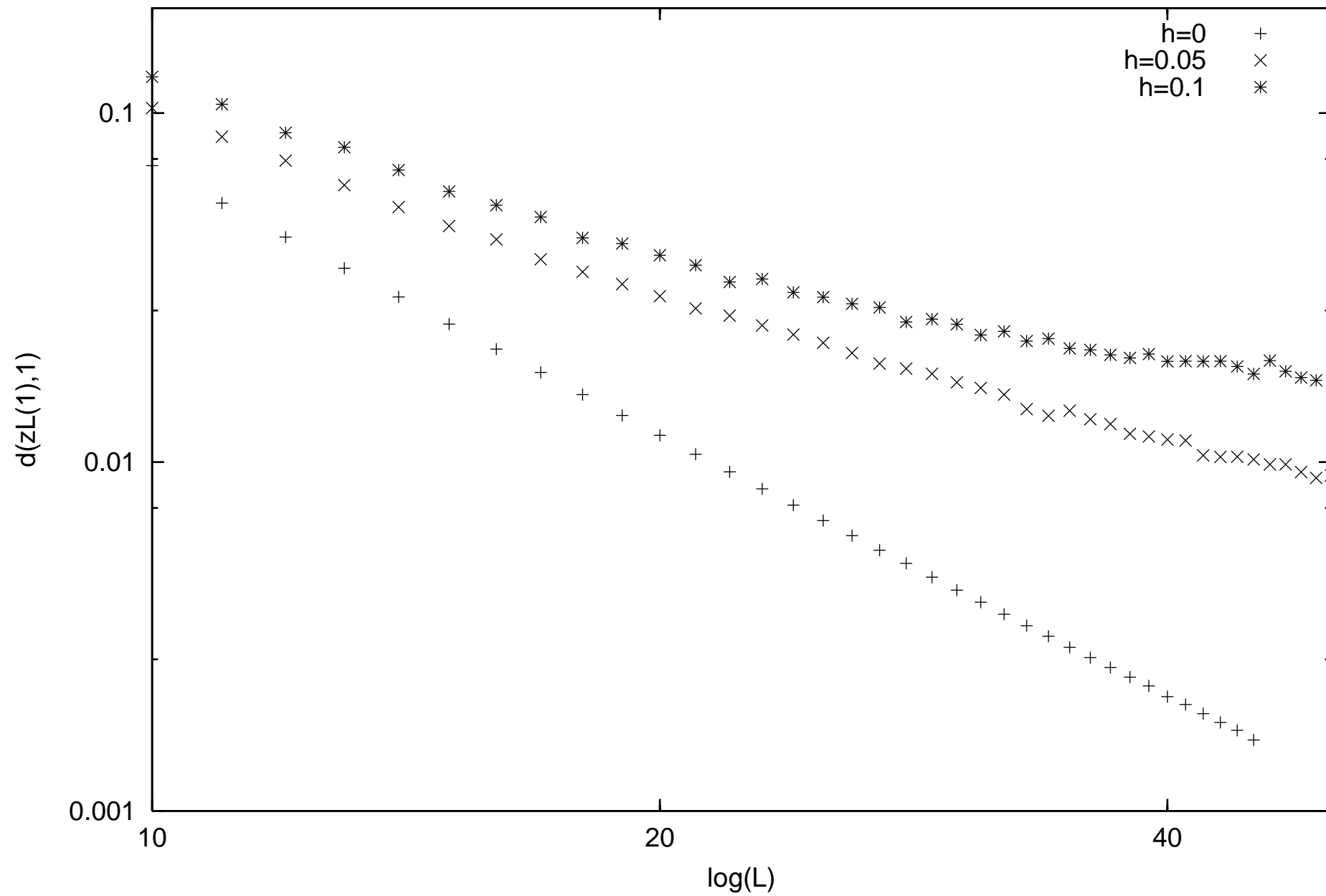


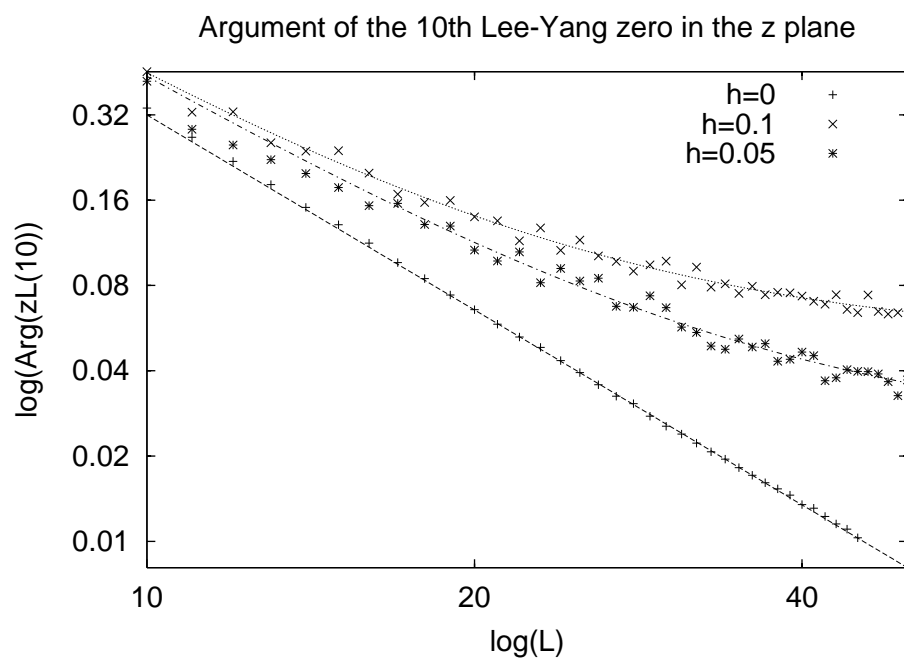






Distance $d(z_L(1), 1)$ versus L





Argument of the 10th Lee-Yang zero in the z plane

