

Complex behavior from a simple physical system :  
A numerical investigation

Robert K. Murawski

Stevens Institute of Technology

Department of Physics and Engineering Physics

Hoboken, N.J. 07030

(Dated: February 1, 2022)

Abstract

In this paper, the familiar problems of free-fall motion and simple harmonic motion (SHM) are combined. The novel composite system passes from regular to chaotic behavior for increasing values of energy  $E$ . This system is a suitable example to introduce undergraduates to some of the concepts of dynamical chaos theory.

Keywords: chaos, spring, gravity, free-fall, Poincare map, Lyapunov exponent

## I. INTRODUCTION

For many centuries now, students of introductory physics have studied Newton's Laws of Motion. The two systems done ad nauseam are a particle in free-fall and the mass-spring system (inclines being a special case of the former). Additionally, it is well known in the chaos community, over the past few decades, that coupled oscillators can exhibit chaotic behavior i.e. motion that is very sensitive to initial conditions.<sup>1</sup> Examples of this kind include the driven damped oscillator, the double pendulum, and the magnetic pendulum. A few of these are illustrated in Marion and Thornton's text on classical dynamics.<sup>2</sup>

The purpose of this paper is to answer the question, "What is the behavior of a mass-spring system which is subject to free-fall motion above a rigid floor without damping?". This system is a variant of a class of problems known as impact oscillators. One of the earliest was put forward by Fermi to explain the origin of cosmic rays.<sup>3</sup> His model was an elastic ball which bounced off of a vertically oscillating floor. The interested reader is referred to the bibliography for descriptions of similar systems.<sup>4,5</sup>

The free-fall spring subject to impact (FSI) constitutes a coupled oscillator problem and the resulting motion is chaotic.

## II. THE PHYSICAL SYSTEM : COUPLED OSCILLATORS

Consider the motion of a point particle released from rest at an initial height  $y$  subject to the acceleration due to gravity  $g$ . If the particle suffers a perfectly elastic collision with the floor (as is done in billiard theory) it will return to height  $y$  after a time  $T_{\text{free fall}}$  given by

$$T_{\text{free fall}} = \sqrt{\frac{8y}{g}} \quad (1)$$

If the system is allowed to continually bounce, then it behaves like an oscillator with frequency given by

$$\omega_{\text{free fall}} = \frac{1}{T_{\text{free fall}}} \quad (2)$$

Next, consider two equal masses at either end of a perfect spring with an equilibrium position of  $y_0$  and Hooke's constant  $k$ . The motion of the difference coordinate i.e.  $Y =$

$y_2 - y_1$  will be SHM with frequency

$$\omega_{SHM} = \frac{1}{2} \sqrt{\frac{2k}{m}} \quad (3)$$

The motion of the two systems can be coupled by releasing the spring system vertically and having the lower mass reflect off a perfectly elastic surface. The system is illustrated in figure 1 and represents a coupled oscillator. Examples in nature of such a system would be a diatomic molecule of gas which suffers collisions with the floor of its container or a child on a pogo stick.

### III. SIMULATION: THE ROUTE FROM PHYSICS TO COMPUTER

In this section, the steps to get from physical model to a computer simulation are outlined. Dimensionless coordinates are also introduced.

#### A. Equations of Motion Model to Theory

Newton's second law is used to write down the equations of motion. Taking the rigid floor to be at  $y = 0$ ,  $m_1 = m_2 = m$ , and the rest length of the spring to be  $y_0$  the accelerations of the respective particles are

$$\ddot{y}_1 = -g + \omega_0^2 (y_2 - y_1 - y_0) \quad (4a)$$

$$\ddot{y}_2 = -g - \omega_0^2 (y_2 - y_1 - y_0) \quad (4b)$$

The conventional dot notation has been used to represent the temporal derivatives and  $\omega_0^2 = k/m$ . To simplify the above equations 4, dimensionless coordinates are used

$$\frac{y_i}{y_0} \equiv \eta_i \quad (5a)$$

$$t \omega_0 \equiv \tau \quad (5b)$$

$$= \frac{g}{y_0 \omega_0^2} \quad (5c)$$

The dimensionless quantity  $\eta$  contains all of the physical parameters of the problem.

The two second order equations can be rewritten into a system of four first order equations by noting that velocity is the time derivative of position. In this way, and using system 5, the dimensionless equations of motion for the FSI are

$$\dot{y}_1 = v_1 \quad (6a)$$

$$\dot{v}_1 = -\gamma + (\dot{y}_2 - y_1 - 1) \quad (6b)$$

$$\dot{y}_2 = v_2 \quad (6c)$$

$$\dot{v}_2 = -\gamma + (\dot{y}_2 - y_1 - 1) \quad (6d)$$

The above system of equations ignores the interaction of the lower mass  $y_1$  with the rigid floor. The lower mass receives a delta function impulse which switches its velocity  $v_1 \rightarrow -v_1$  upon impact. Care must be taken on handling this impact and will be discussed in the numerics section.

## B . Energy Bounds

There are energy bounds that must be taken into consideration for the free-fall spring subject to impact (FSI). First, the energy is written down in dimensionless form

$$E = \frac{1}{2} (v_1^2 + v_2^2) + \frac{1}{2} (\dot{y}_2 - y_1 - 1)^2 + y_2 + y_1 \quad (7)$$

The terms are in the order of kinetic, spring potential, and gravitational potential energy. The minimum of energy is chosen to be the system at rest with the lower mass on the floor at  $y_1 = 0$  and the upper mass to be at  $y_2 = 1$  which corresponds to

$$E_{\min} = 1 - \frac{\gamma}{2} \quad (8)$$

Since negative energy is unphysical in this problem, this relation requires that  $\gamma < 2$ . Moreover,  $\gamma$  must be chosen so that  $y_2 > 0$  i.e.  $\gamma < 1$ . By choosing the spring to start off at its equilibrium length, the minimum of energy is  $E_{\min} = 1$ .

The upper bound on energy is found by requiring that the spring not be compressed to zero length i.e.  $y_1 = y_2 = 0$ . This is to ensure that particle two does not suffer a collision

with the floor and that the two particles don't pass through each other. Substituting these initial conditions into 7 gives

$$E_{max} = \frac{1}{2} \quad (9)$$

The energy and parameter requirements for the FSI are

$$1 < E < \frac{1}{2} \quad (10a)$$

$$< \frac{1}{2} \quad (10b)$$

### C . Theory to Numerics

The system was integrated in time with a fourth order Runge-Kutta method. The time step chosen was  $h = 0.001$  which results in a local truncation error of approximately  $O(h^5) = 10^{-15}$ . The energy of the system was monitored and noted to be conserved to eight decimal places in double precision arithmetic. For all the simulations  $\mu$  was chosen to be  $\mu = 0.25$  making the energy range  $1 < E < 2$ .

The subtle part of the simulation is the actual impact of the lower mass  $y_1$  with the floor at  $y = 0$ . The time of impact can not be predetermined with a static discrete time step. As an example, let  $y_1(t_i)$  equal the location of the lower mass right before impact at time  $t_i$ . At the next time step  $y_1(t_i + h)$ , the lower mass has moved through the floor and  $y_1(t_i + h) < 0$  which is unphysical and a consequence of using discrete time steps. The situation can be remedied by switching the independent variable from time to  $y_1$  and integrating the system back to the surface. Applying the chain rule from calculus, the system is transformed to

$$\frac{dy_1}{dy_1} = 1 \quad (11a)$$

$$\frac{dv_1}{dy_1} = \frac{v_1}{v_1} \quad (11b)$$

$$\frac{dy_2}{dy_1} = \frac{y_2}{v_1} \quad (11c)$$

$$\frac{dv_2}{dy_1} = \frac{v_2}{v_1} \quad (11d)$$

and integrated with  $h$  replaced by  $h + y_1$ . The system, in this way, is moved back by the amount of the overshoot. At this point, the velocity of the lower particle is switched  $v_1 \rightarrow -v_1$  and the system is integrated forward again with the original time step. A similar example can be found in the references as well as a description of Runge-Kutta routines.<sup>6</sup>

#### IV. THE INDICATORS OF CHAOS

In this section, the system is investigated for the existence of chaos and two popular chaos indicators are described.

##### A. Sensitivity to Initial Conditions: Lyapunov Exponents

Chaos has been described as a system which exhibits strong sensitivity to initial conditions. The famous "butterfly effect" of Edward Lorenz is an example.<sup>7</sup> In figure 2 a two time series of  $y_2$  are plotted on the same graph. Trajectory 1 is at an energy of  $E = 1.1$  and trajectory two at  $E = 1.1 + \epsilon$  where  $\epsilon = 0.001$ . The small separation in the two trajectories is slightly noticeable and the two paths follow each other closely. Also, the trajectory looks periodic. When the energy is increased to  $E = 1.75$  and  $E = 1.75 + \epsilon$  something very different happens. The two paths in figure 2b start out following each other but around  $t = 10$  they start to diverge apart. Also, the motion of neither looks periodic implying that higher harmonics have been introduced. The proper way to quantify this phenomena is with the Lyapunov characteristic exponent.

If a system is chaotic, then two trajectories separated slightly in phase space will, on average, diverge away from each other with an exponential behavior given by

$$d(t) = d_0 e^{\lambda t} \quad (12)$$

Where  $d_0$  is the initial phase space separation at  $t = 0$  and  $\lambda$  is known as the Lyapunov characteristic exponent or the largest Lyapunov exponent. Equation 12 should not be taken too literally but only represents an average behavior of dynamical systems. The calculation of  $\lambda$  is actually an iterative process.

To start off, two trajectories initially separated in phase space by an amount  $d_0$  are integrate forward for some time  $\Delta t$ . The system is now separated in phase space by an

amount  $d_1$ . At this point the two trajectories are renormalized so that the separation is again  $d_0$  and then integrated forward again for  $\tau$ . Continuing in this manner, a set of  $N$   $d_i$ 's is used to calculate the  $N$ th approximate of the Lyapunov exponent, given by

$$\lambda_N = \frac{1}{N} \sum_{i=1}^N \ln \frac{d_i}{d_0} \quad (13)$$

The largest Lyapunov exponent is then given by taking the limit as  $N \rightarrow \infty$  of equation 13. The interested reader should follow the references for a more detailed description.<sup>2,8,9,10,11</sup>

In the presence of chaos,  $\lambda$  tends toward some positive finite value. In the absence of chaos,  $\lambda = 0$ . In figure 3, the results of  $\lambda$  for the above two values of energy separated in phase space by  $d_0 = 10^{-6}$  are shown. After  $10^6$  iterations the results were  $\lambda_{E=1.1} = 0.004$  and  $\lambda_{E=1.75} = 0.187$ . The results imply that for the smaller energy the motion of the FSI is regular and for the larger energy the motion is chaotic.

## B. Poincare maps

The system under consideration is four dimensional in phase space given by the set  $(y_1; y_2; v_1; v_2)$ . Since energy is a conserved quantity the degrees of freedom can be reduced to three. A trajectory through three dimensional phase space of the system would be impossible to visualize and too complicated to follow. Information about the system is still possible by cutting phase space with a plane and looking at the crossing through this plane by trajectories at the same energy. The pattern left behind on the plane is known as a Poincare map or a Poincare surface of section.<sup>6</sup>

In figure four, four maps for various values of energy are shown. The surface of section plane was chosen by plotting points  $(v_2; y_2)$  whenever  $y_1$  made an impact with the floor. For the lowest value of energy,  $E = 1.1$ , the motion is regular and periodic. As the energy is increased to  $E = 1.75$  the motion becomes more complex and the map becomes dense with points. This phase space filling behavior is indicative of chaos.

## V. CONCLUSION

The free-fall spring subject to impact is a simple model which exhibits rich behavior. The reader is invited to carry out other investigations such as higher energies or setting

$m_1 \in m_2$ . The interested reader should see the references for non-technical<sup>12,13</sup> and technical introductions to chaos.<sup>14</sup>

#### Acknowledgments

I would like to thank the Imperatore School of Science and Arts and the Department of Physics and Engineering Physics at Stevens Institute of Technology. In particular, I would like to thank Prof. George Schmidt for helpful suggestions and Petra Sauer for proofreading this manuscript.



---

Electronic address: murawsk@stevens.edu

- <sup>1</sup> T. Y. Li and J. A. Yorke, "Period Three Implies Chaos," *Amer. Math. Monthly* 82, 985-992 (1975)
- <sup>2</sup> Jerry B Marion and Stephen T. Thornton, *Classical Dynamics of Particles and Systems* (Harcourt Brace College Publishers, Orlando, FL, 1995), 4th. ed. pp. 153 -186
- <sup>3</sup> E Fermi, "On the Origin of the Cosmic Radiation," *Phys. Rev.* 75, 1169-1175 (1949).
- <sup>4</sup> J.S. Walker and T. Soule, "Chaos in a simple impact oscillator: The Bender bouncer," *Am. J. Phys.* 64, 397-409 (1996).
- <sup>5</sup> V Lopac and V Dananic, "Energy conservation and chaos in the gravitationally driven Fermi oscillator," *Am. J. Phys.* 66, 892-902 (1998).
- <sup>6</sup> Steven E. Koonin and Dawn C. Meredith, *Computational Physics* (Addison-Wesley Publishing Company Inc., Reading, Massachusetts, 1990) pp. 37 - 45
- <sup>7</sup> E N. Lorenz, "Deterministic nonperiodic flow," *J. Atmos. Sci.* 20, 130-141 (1963)
- <sup>8</sup> G. Benettin, L. Galgani, and J.-M. Strelcyn, "Kolmogorov entropy and numerical experiments," *Phys. Rev. A* 14, 2338-2345 (1976)
- <sup>9</sup> G. Benettin, L. Galgani, A. Giorgilli, and J.-M. Strelcyn, "Lyapunov characteristic exponents for smooth dynamical systems and for Hamiltonian systems; a method for computing all of them. Part 1: Theory, Part 2: Numerical application," *Mechanica* 15, 9-30 (1980)
- <sup>10</sup> S. DeSouza-Machado, R. W. Rollins, D. T. Jacobs, and J. L. Hartman, "Studying chaotic systems using microcomputer simulations and Lyapunov exponents," *Am. J. Phys.* 58, 321-329 (1990)
- <sup>11</sup> J. C. Eamshaw and D. Haughey, "Lyapunov exponents for pedestrians," *Am. J. Phys.* 61, 401-407 (1993)
- <sup>12</sup> J. Gleick, *Chaos, Making a New Science* (Viking, New York, 1987)
- <sup>13</sup> F D Briggs and F D Peat, *Turbulent Mirror* (Harper & Row, New York, 1989)
- <sup>14</sup> E. Ott, *Chaos in Dynamical Systems* (Cambridge University Press 1993)

# The Physical System

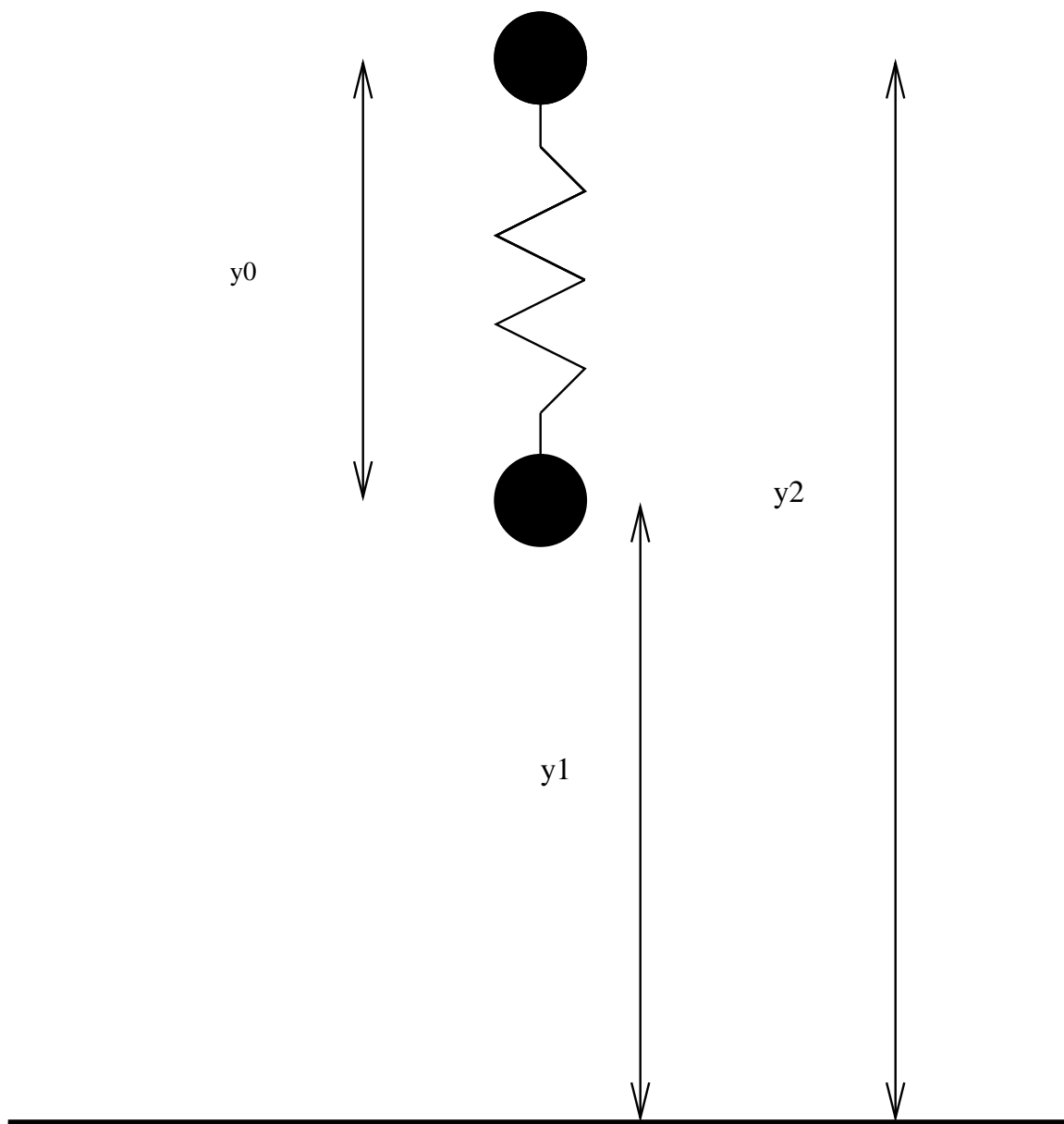


FIG .1: Two masses at either end of spring released vertically in a constant gravitational field over a perfectly reflecting surface

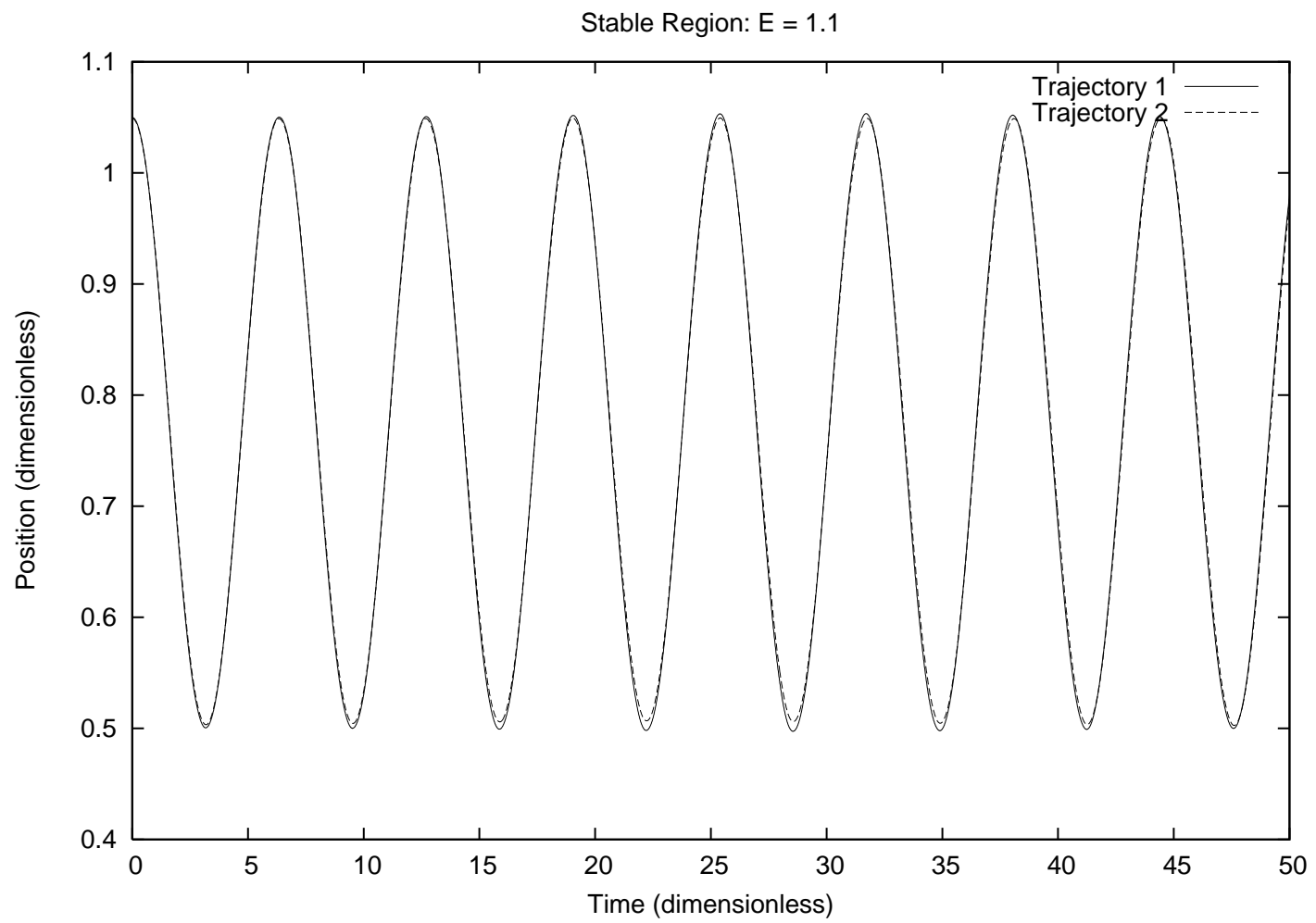


FIG. 2a: Trajectory 1 at  $E = 1.1$  Trajectory 2 at  $E = 1.101$

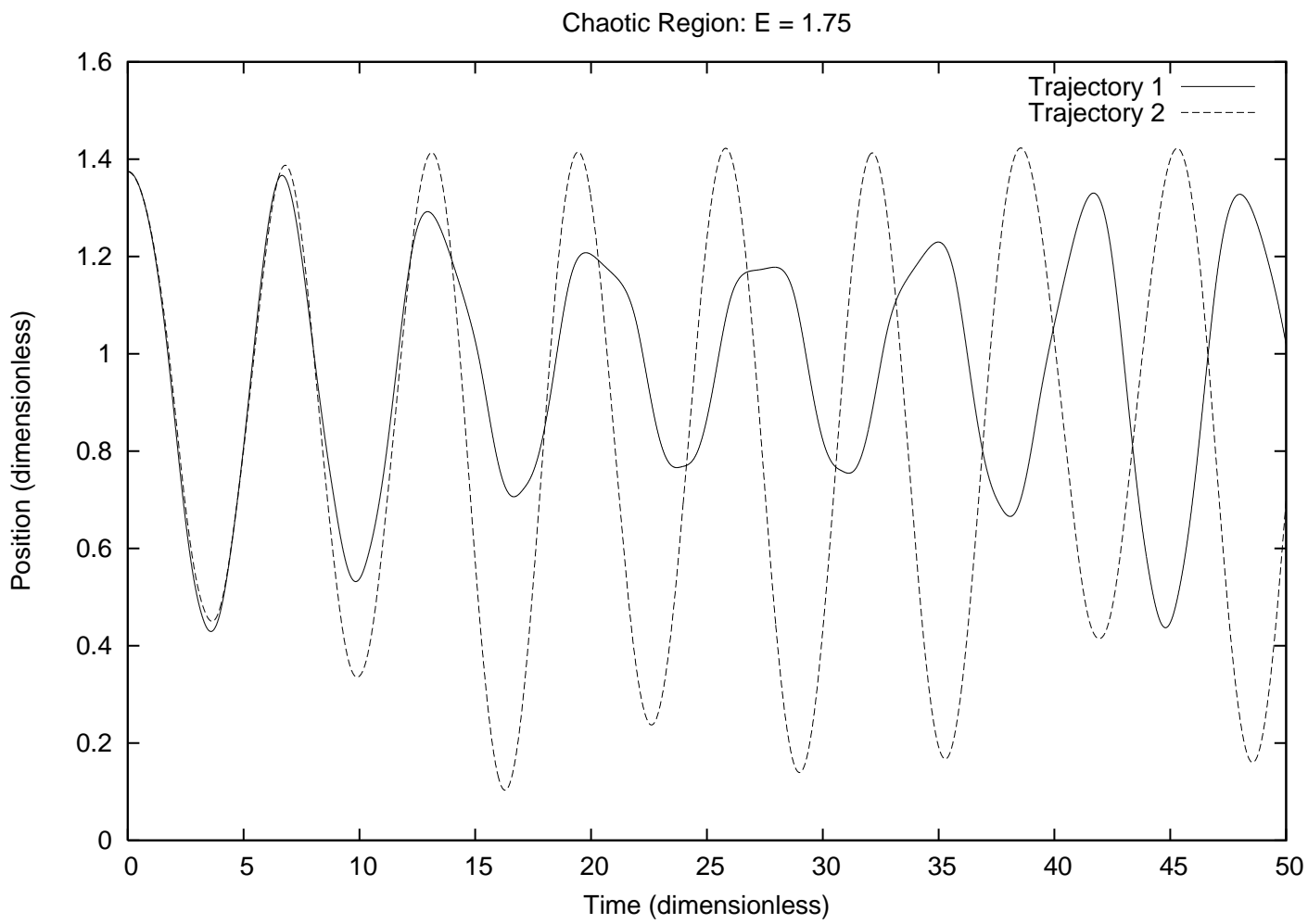
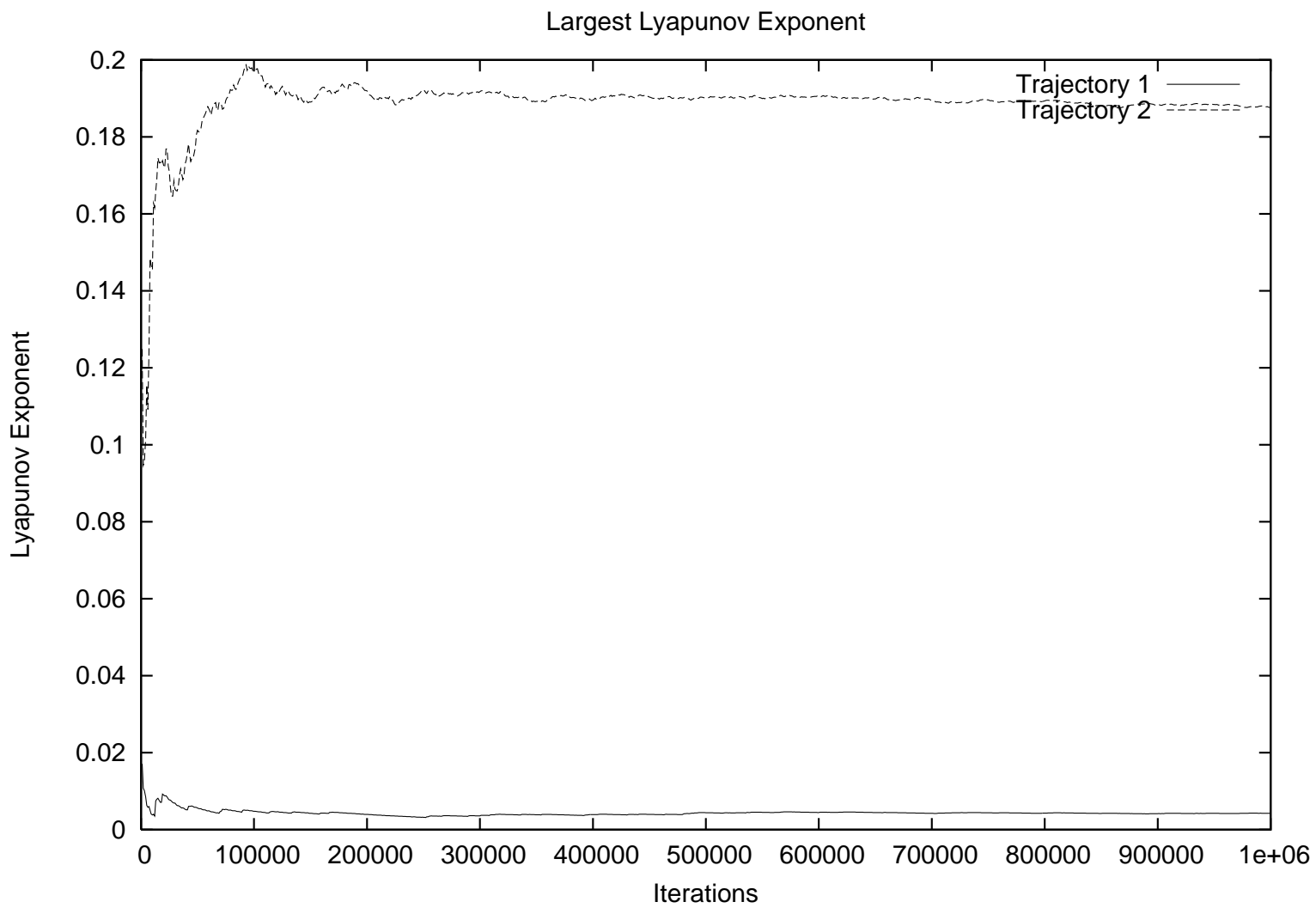


FIG. 2b: Trajectory 1 at  $E = 1.75$  and Trajectory 2 at  $E = 1.751$

FIG. 3:  $d_0 = 10$  Traj1 at  $E = 1.1$  and Traj2 at  $E = 1.75$



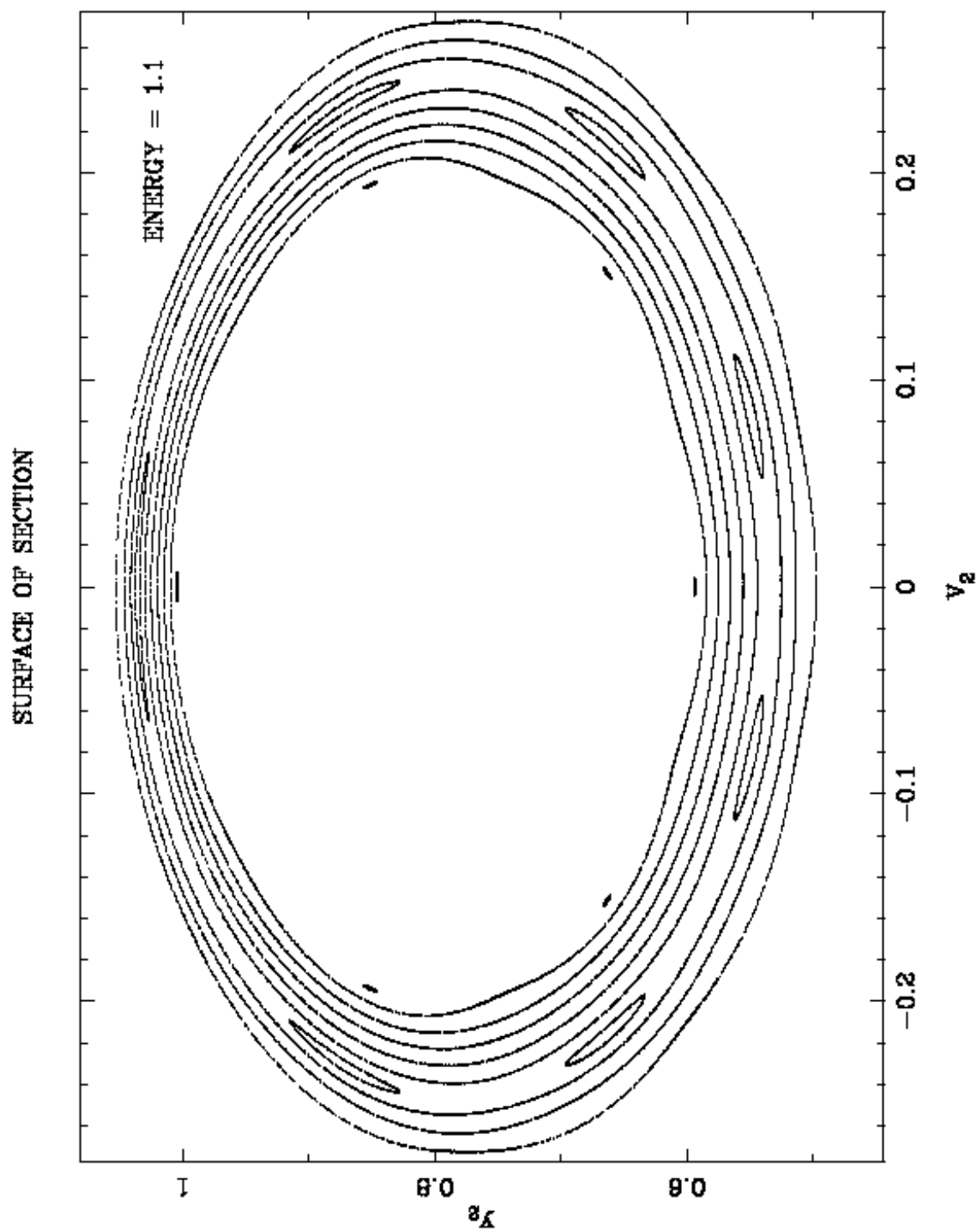


FIG .4 a: Energy = 1.1




FIG .4b: Energy = 1.25

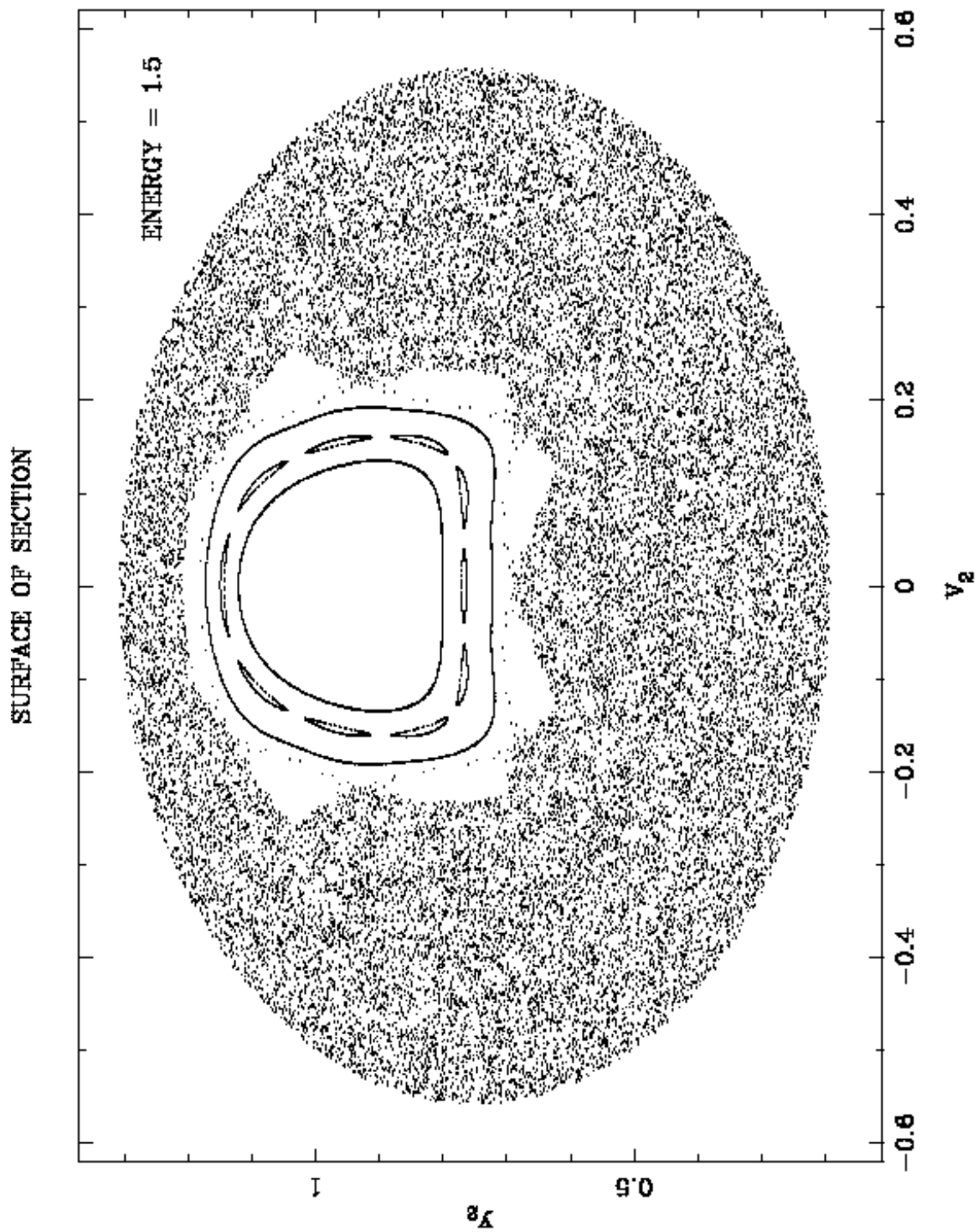


FIG .4c: Energy = 1.5



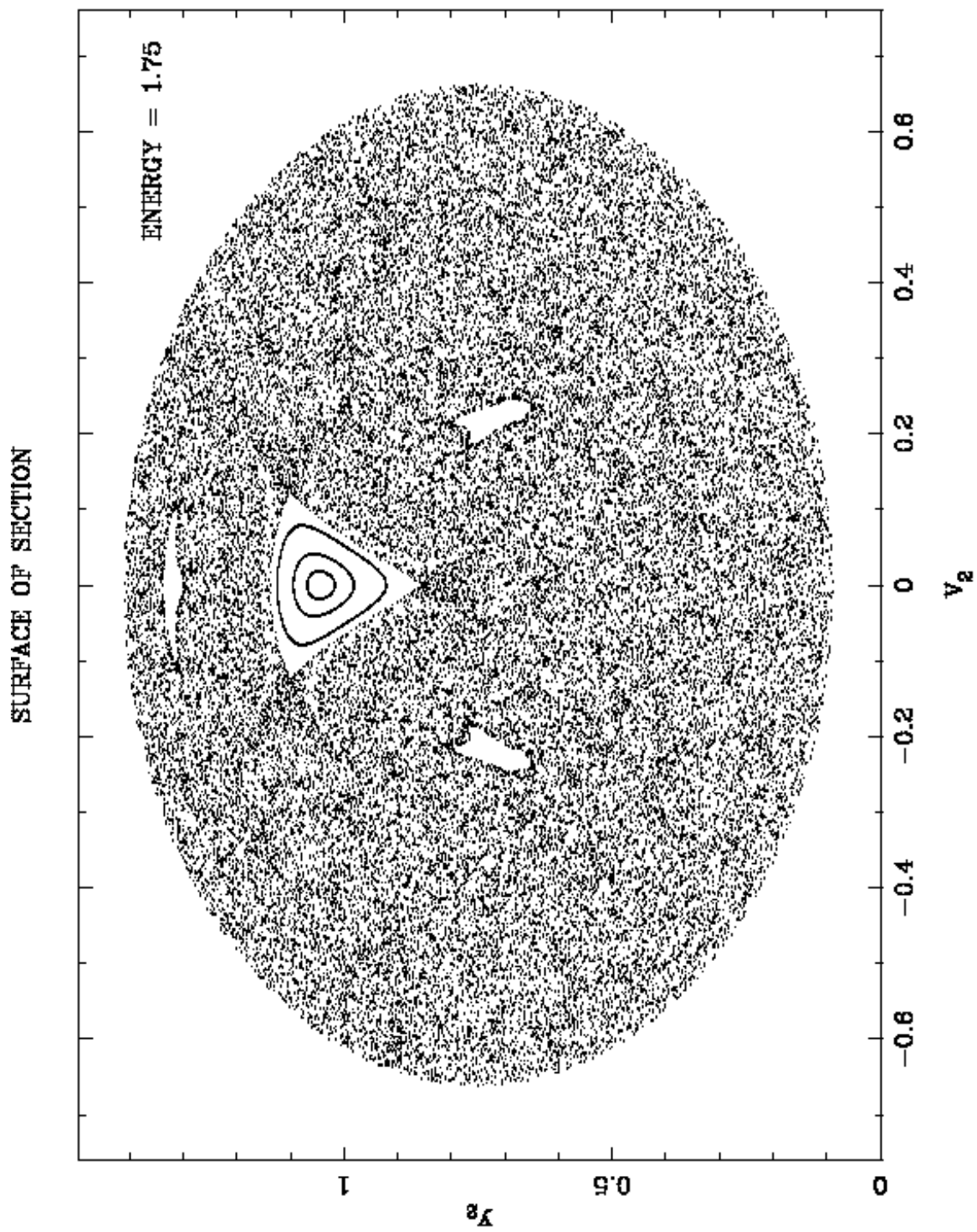


FIG .4d: Energy = 1.75