

# Colored $1/f$ noise and the Order to Chaos Transition in Quantum Mechanics

L. Salasnich

CNR-INFM, Research Unit of Milano University,  
Dipartimento di Fisica, Università di Milano,  
via Celebria 16, 20133 Milano, Italy  
E-mail: salasnich@mi.infn.it

(Received 30 October 2005)

The spectral statistic  $\Delta_n$  measures the fluctuations of the number of energy levels around its mean value. It has been shown that chaotic quantum systems display  $1/f$  noise (pink noise) in the power spectrum  $S(f)$  of the  $\Delta_n$  statistic, whereas integrable ones exhibit  $1/f^2$  noise (brown noise). These results have been explained on the basis of the random matrix theory and periodic orbit theory. Recently we have analyzed the order to chaos transition in terms of the power spectrum  $S(f)$  by using the Robnik billiard (Phys. Rev. Lett. 94, 084101 (2005)). We have numerically found a net power law  $1/f$ , with  $1 < \alpha < 2$ , at all the transition stages. Similar results have been obtained by Santhanam and Bandyopadhyay (Phys. Rev. Lett. 95, 114101 (2005)) analyzing two coupled quartic oscillators and a quantum kicked top. All these numerical results suggest that the exponent  $\alpha$  is related to the chaotic component of the classical phase space of the quantum billiard, but a satisfactory theoretical explanation is still lacking.

Key words: Quantum chaos; Numerical simulations of chaotic systems

PACS numbers: 05.55.Mt; 05.45.Pq

Quantum chaos is the study of quantum systems which are classically chaotic [1]. Many experiments and numerical results support a strong relationship between the energy level fluctuation properties of a quantum system and the dynamical behavior of its classical analog [1]. In the past years many energy-level statistics have been proposed to characterize the spectral fluctuations. Recently, Relano et al. [2] have introduced the energy-level statistic  $\Delta_n$ , showing that chaotic quantum systems display  $1/f$  pink noise in the power spectrum  $S(f)$  of the  $\Delta_n$  statistic, whereas integrable ones exhibit  $1/f^2$  brown noise [2]. An open problem is the behavior of the power spectrum  $S(f)$  for systems in the mixed regime between order and chaos. In this brief memoir we discuss very recent analytic and numerical results on  $S(f)$  at the transition stages between order and chaos.

Let us consider a quantum system whose Hamiltonian  $\hat{H}$  has a discrete set of energy levels  $E_i$ . The staircase function  $N(E)$ , which gives the number of

energy levels up to the energy  $E$ , can be written as

$$N(E) = N_{\text{av}}(E) + N_{\text{osc}}(E);$$

where  $N_{\text{av}}(E) = E$  is the averaged number of levels and  $N_{\text{osc}}(E)$  is the fluctuating part.  $N_{\text{osc}}(E)$  is supposed to belong to a universality class, which should only depend on the integrability or chaoticity of the classical analog [1]. The unfolded energy levels are given by  $\epsilon_i = N(E_i)$ , such that the energy is measured in units of the mean level spacing. The spectral statistic  $\Delta_n$  is defined as

$$\Delta_n = \sqrt{\frac{1}{n} \sum_{i=1}^n (s_i - \langle s \rangle)^2} = \sqrt{\frac{1}{n} \sum_{i=1}^n s_i^2 - \langle s \rangle^2};$$

where  $s_i = \epsilon_{i+1} - \epsilon_i$ , and  $\langle s \rangle = 1$  is the average value of  $s_i$ . Thus  $\Delta_n$  represents the fluctuation of the  $n$ -th excited state with respect to its mean value. Formally  $\Delta_n$  is similar to a time series where the level order index  $n$  plays the role of a

discrete time. Therefore the statistical behavior of level fluctuations can be investigated studying the power spectrum  $S(k)$  of the signal, given by

$$S(k) = \frac{1}{M} \sum_{n=1}^M \exp \left( \frac{2ikn}{M} \right);$$

where  $M$  is the size of the series and  $f = 2k/M$  plays the role of a frequency.

The Madrit group [3] and independently Robnik [4] have analytically proved that, under the conditions  $M \gg 1$  and  $k \ll M$ , the averaged power spectrum of the energy-level statistic  $n$  is given by

$$\langle S(k) \rangle \approx \begin{cases} \frac{2M}{k} & \text{for chaotic systems} \\ \frac{M^2}{k^2} & \text{for integrable systems} \end{cases};$$

where  $\beta$  depends on the symmetry of the Gaussian ensemble:  $\beta = 1$  for the Gaussian Orthogonal Ensemble (GOE),  $\beta = 2$  for the Gaussian Unitary Ensemble (GUE), and  $\beta = 4$  for the Gaussian Symplectic Ensemble (GSE).

An interesting and important question is: what is the behavior of  $\langle S(k) \rangle$  for systems in the mixed regime between order and chaos? On the basis of the principle of uniform semiclassical condensation (PUSC), Robnik has derived, under the conditions  $M \gg 1$  and  $k \ll (M - C) \gg 1$ , the formula

$$\langle S(k) \rangle = \frac{M^2}{k^2} \left( R + \frac{k}{M} \right);$$

where  $R$  and  $C$  are the regular and chaotic fractions of the energy spectrum, such that  $R + C = 1$  [4]. To verify this prediction, we have recently analyzed [5] the Pascal's snail, also called as Robnik billiard [6]. The boundary of the Robnik billiard is defined as the set of points  $w$  in the complex plane  $C$  which satisfy the equation  $w = z + z^2$ , where  $|z| = 1$  and  $\lambda$  is the deformation parameter. This billiard exhibits a smooth transition from the integrable case ( $\lambda = 0$ ) to an almost chaotic case ( $\lambda = 4$  [1=2]). The quantum energy levels  $E_n$  of the Robnik billiard have been numerically calculated by solving the stationary Schrodinger equation of a free particle whose wave function  $\psi(w)$  is zero

at the boundary of the billiard. As shown in Fig. 1, we have numerically found a net power law

$$\langle S(k) \rangle \sim \frac{1}{k};$$

with  $\beta = 2$ , at all the transition stages, in contrast with the analytical prediction of Robnik, based on the PUSC. In Fig. 2 we plot  $\langle S(k) \rangle$  as a function of the deformation parameter of the Robnik billiard. The figure shows that  $\langle S(k) \rangle$  has a behavior close to that of the regular component  $\frac{M^2}{k^2}$  of the classical phase space and also to that of  $\frac{1}{k}$ , where  $\beta$  is the Brody parameter that measures the chaoticity of the energy spectrum [1].

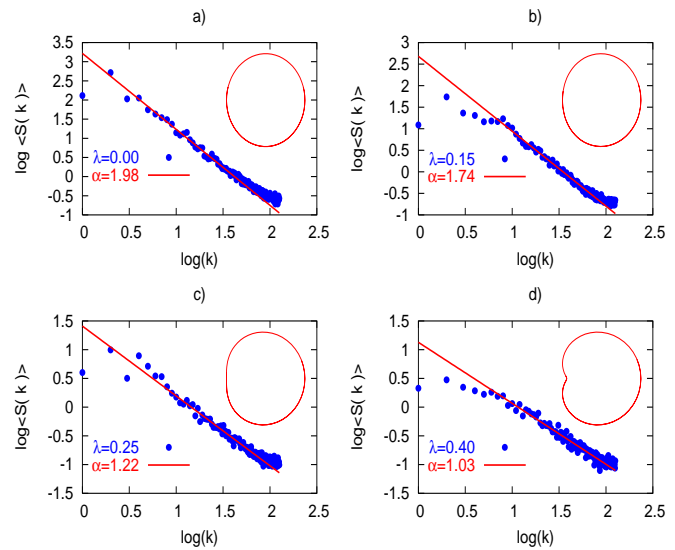


FIG. 1. Average power spectrum  $\langle S(k) \rangle$  of the statistic  $n$  for the odd parity energy levels corresponding to the shapes of the Robnik billiard inserted in the figures. The solid line is the best fit to the power law  $1/k$ .

It is important to observe that the  $n$  statistic has been investigated also by Santhanam and Bandyopadhyay [7]. They have analyzed two quantum systems which have a classical transition from order to chaos: the two coupled quartic oscillators and the kicked top.

The Hamiltonian of the two coupled quartic oscillators is given by

$$H = p_1^2 + p_2^2 + q_1^4 + q_2^4 + g q_1^2 q_2^2;$$

where  $g$  is the strength of the nonlinear coupling between the two quartic oscillators. The variables  $q_i$

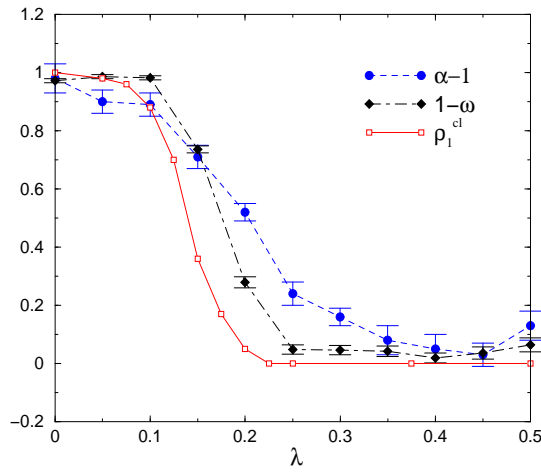


FIG. 2. Behavior of the power spectrum exponent  $\alpha$ , the Brody parameter  $\omega$ , and the fraction  $\rho_1^{cl}$  of regular classical trajectories of the Robnik billiard as functions of the deformation parameter  $\lambda$ .

( $i = 1; 2$ ) are the coordinates of the two oscillators and  $p_i$  are the conjugate momenta. As discussed in [7], this system is classically integrable for  $g = 0$  and the phase space is predominantly chaotic for  $g > 6$ . In Fig. 3 we show the power spectrum  $S(\tau)$  of  $x_n$  calculated by Santhanam and Bandyopadhyay for increasing values of the nonlinear strength  $g$  [7]. As in the case of the Robnik billiard [6], also for the two coupled quartic oscillators there is numerical evidence of a net power law in the average power spectrum  $\langle S(\tau) \rangle$ . Similar results have been obtained by Santhanam and Bandyopadhyay analyzing the kicked top [7].

In conclusion, while for a fully integrable and a fully chaotic system the colored noise of  $x_n$  has been theoretically explained, for mixed systems an explanation of the power-law behavior  $S(k) \sim 1/k$  is still lacking. Some important questions need to be answered: Is the exponent of the power law a measure of the chaoticity of the classical phase space? Does the behavior of  $S(k)$  change in the semiclassical limit of very high level density, as predicted by Robnik using the Principle of Uniform Semiclassical Condensation? A critical discussion of colored noise in quantum chaos and the derivation of new spectral statistics, whose power spectrum is characterized by colored noise, can be found in [8].

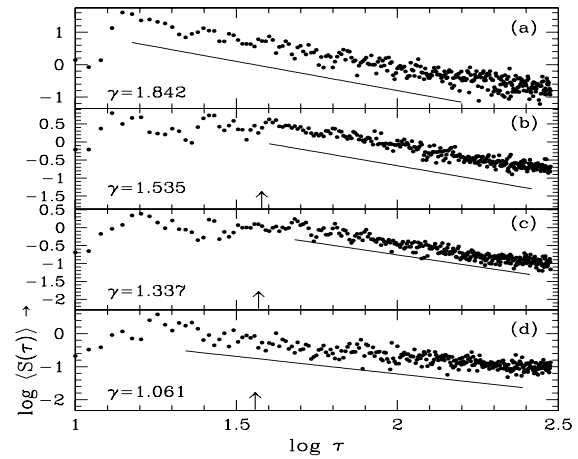


FIG. 3. Power spectrum  $S(\tau)$  of the  $x_n$  statistic for the two coupled quartic oscillators with increasing values of the nonlinear strength:  $g = 0$  (a),  $g = 7.5$  (b),  $g = 11.5$  (c), and  $g = 19.5$  (d). The solid lines are the least squares fit with intercept shifted for clarity. The slope is indicated in each graph. Adapted from [7].

## References

- [1] H.J. Stockmann, *Quantum Chaos: An Introduction* (Cambridge Univ. Press, Cambridge, 1999).
- [2] A. Relano, J.M.G. Gomez, R.A. Molina, J. Retamosa and E. Faleiro, *Phys. Rev. Lett.* 89, 244102 (2002).
- [3] E. Faleiro, J.M.G. Gomez, R.A. Molina, L. Munoz, A. Relano and J. Retamosa, *Phys. Rev. Lett.* 93, 244101 (2004).
- [4] M. Robnik, preprint CAM TP/2 December 2003; M. Robnik, preprint CAM TP/20 May 2004, submitted to *International Journal of Bifurcation and Chaos*.
- [5] J.M.G. Gomez, A. Relano, J. Retamosa, E. Faleiro, L. Salasnich, M. Vranicar and M. Robnik, *Phys. Rev. Lett.* 94, 084101 (2005).
- [6] M. Robnik, *J. Phys. A: Math. Gen.* 31, 3971 (1983); T. Prosen and M. Robnik, *J. Phys. A: Math. Gen.* 26, 2371 (1993).
- [7] M.S. Santhanam and J.N. Bandyopadhyay, *Phys. Rev. Lett.* 95, 114101 (2005).
- [8] L. Salasnich, *Phys. Rev. A* 71, 047202 (2005).