

Clusters die hard: Time-correlated excitation in the Hamiltonian Mean Field model

Hiroko Koyama¹, Tetsuro Konishi^{y,2} and Stefano Ruocco^{z,3}

¹Department of Physics, Waseda University, Shinjuku, Tokyo, 169-8555, Japan

²Department of Physics, Nagoya University, Nagoya, 464-8602, Japan

³Dipartimento di Energetica "S. Stecco",

Università di Firenze, INFN and CSDC,

via S. Marta, 3, 50139, Firenze, Italy

The Hamiltonian Mean Field (HMF) model has a low-energy phase where N particles are trapped inside a cluster. Here, we investigate some properties of the trapping/untrapping mechanism of a single particle into/outside the cluster. Since the single particle dynamics of the HMF model resembles the one of a simple pendulum, each particle can be identified as a high-energy particle (HEP) or a low-energy particle (LEP), depending on whether its energy is above or below the separatrix energy. We then define the trapping ratio as the ratio of the number of LEP to the total number of particles and the "fully-clustered" and "excited" dynamical states as having either no HEP or at least one HEP. We analytically compute the phase-space average of the trapping ratio by using the Boltzmann-Gibbs stable stationary solution of the Vlasov equation associated with the $N \rightarrow \infty$ limit of the HMF model. The same quantity, obtained numerically as a time average, is shown to be in very good agreement with the analytical calculation. Another important feature of the dynamical behavior of the system is that the dynamical state changes transitionally: the "fully-clustered" and "excited" states appear in turn. We find that the distribution of the lifetime of the "fully-clustered" state obeys a power law. This means that clusters die hard, and that the excitation of a particle from the cluster is not a Poisson process and might be controlled by some type of collective motion with long memory. Such behavior should not be specific of the HMF model and appear

koyama@gravity.phys.waseda.ac.jp

^y tkonishi@rphys.nagoya-u.ac.jp

^z stefano.ruoco@uni.it

also in systems where itinerant among different "quasi-stationary" states has been observed. It is also possible that it could mimic the behavior of transient motion in molecular clusters or some observed deterministic features of chemical reactions.

PACS numbers:

I. INTRODUCTION

In systems with long-range interactions [1] it is quite common that particle dynamics leads to the formation of clusters. This happens for instance in self-gravitating systems [2], where massive particles interacting with Newtonian potential, initially put in a homogeneous state, can create patterns made of many clusters. This phenomenon can be observed in simplified models, like the one-dimensional self-gravitating systems (sheet models) [3]. For this model an itinerant behavior [4] between "quasi-equilibria" and "transient" states has been observed in the long-time evolution [5]. In the "quasi-equilibrium" states particles are clustered, as at equilibrium [6], but with different energy distributions. In the "transient" states one particle emitted from the cluster bears the highest energy throughout the lifetime of the state. The authors of Ref. [5] also claimed that averaging over a sufficiently long time, which includes many quasi-equilibrium and transient states, should give approximately thermal equilibrium. Motion over several quasi-stationary states is observed also in other Hamiltonian systems, like globally coupled symplectic map systems [7], or even in realistic systems of anisotropically interacting molecules [8]. This shows that thermal equilibrium is not the only possible asymptotic behavior of Hamiltonian dynamics. For such cases approaches other than standard statistical mechanics would be needed. Coming back to one-dimensional self-gravitating systems, the generation of high-energy particles plays an important role in dynamical evolution. However, a difficulty of the model is that the definition of high-energy particle is ambiguous, which is an obstacle to precisely define "quasi-stationary" and "transient" states.

A time continuous Hamiltonian model for which particle clustering has been studied both from the statistical and the dynamical point of view is the Hamiltonian Mean Field Model (HMF) [9, 10], which describes the motion of fully coupled particles on a circle with attractive/repulsive cosine potential. Recent reviews discussing this model can be found in

Refs. [11, 12]. This model has a second order phase transition and, in the ordered low energy phase, particles are clustered. However, when the number of particles is finite, some particles can leave the cluster and acquire a high energy. Hence, the "fully-clustered" state has a finite lifetime and an "excited" state appears where at least one particle does not belong to the cluster [10, 13]. Therefore, below the critical energy, we can observe a similar itinerant behavior as for one-dimensional self-gravitating systems, between a "fully-clustered" state and an "excited" state.

In this paper we investigate and characterize the intermittent transitions between these states during a long-time evolution for the HMF model. The main advantage of studying this phenomenon for the HMF model is that the ambiguity to define the dynamical states can be resolved. In fact, the equations of motion of each HMF particle can be represented as those of a perturbed pendulum. An ordinary simple pendulum shows two types of motion: libration and rotation. It shows libration when the phase-point is inside the separatrix, and rotation when it is outside the separatrix. We then define High-Energy Particles (HEP) of the HMF model as those particles which are outside the separatrix, and Low-Energy Particles (LEP) as those which are inside the separatrix. This allows us to define a "trapping ratio" which takes the value 1 for the "fully-clustered" state and is strictly smaller than 1 in the "excited" state. Contrary to an ordinary simple pendulum, the value of the separatrix energy is not constant in time and hence the trapping ratio can fluctuate in time. Here, we show that the numerically computed time-averaged trapping ratio agrees with that obtained by a statistical average performed for the Boltzmann-Gibbs stable stationary solution of the Vlasov equation associated to the HMF model [9, 10]. However, we find numerically that the probability distribution of the lifetime of the "fully-clustered" state is not exponential but follows instead a power law. Therefore, although an average trapping ratio exists, there appear to be no typical trapping ratio in the probabilistic sense.

This paper is organized as follows. In Sec. II, we review the HMF model and define the dynamical states of the system. In Sec. III we estimate analytically the trapping ratio, using a Vlasov equation approach and compare it with the value obtained from numerical simulations. In Sec. IV we numerically compute the probability distribution of the lifetime of the "fully-clustered" state in order to show that it obeys a power law. The final section is devoted to summary and discussion.

II. MODEL AND DEFINITION OF DYNAMICAL STATES

In this section we introduce the HMF model and define the dynamical states of the system. The Hamiltonian of the HMF model [10] is

$$H = K + V = \sum_{i=1}^N \frac{p_i^2}{2} + \frac{\epsilon}{2N} \sum_{i,j=1}^N [1 - \cos(\theta_i - \theta_j)] \quad (1)$$

The model describes a system of N particles moving on a circle, each characterized by an angle θ_i and possessing momentum p_i . The interaction force between each pair of particles is attractive or repulsive, for $\epsilon > 0$ or $\epsilon < 0$, respectively. In the following we will consider only the attractive case, with $\epsilon = 1$. In this case, the model displays a second order phase transition at the energy density $U = H/N = 3/4$ from a "clustered" phase at low energy (where particles are clumped) to a "gas" phase at high energy (where particles are homogeneously distributed on the circle). The HMF model is a globally coupled pendulum system, and the equations of motion can be expressed as those of a perturbed pendulum,

$$\ddot{\theta}_i = -M \sin(\theta_i) \quad (2)$$

where M (the order parameter of the phase transition) and the phase are defined as

$$\begin{aligned} M &= \frac{q}{M_x^2 + M_y^2}; \\ \tan \theta &= \frac{M_y}{M_x}; \\ (M_x; M_y) &= \frac{1}{N} \sum_{j=1}^N \cos \theta_j; \quad \frac{1}{N} \sum_{j=1}^N \sin \theta_j = 0 \end{aligned} \quad (3)$$

The single particle energy is

$$e_i = \frac{p_i^2}{2} + [1 - M \cos(\theta_i)] \quad (4)$$

Then, the separatrix energy E_{sep} is

$$E_{sep} = 1 + M \quad (5)$$

and the resonance width is $2\sqrt{M}$.

An ordinary simple pendulum shows two types of motion: libration and rotation. It shows libration when the phase point is inside the separatrix, and rotation when it is outside the

separatrix. We define High-Energy Particles (HEP) of the HMF model as those that lie outside the separatrix, i.e. their energy is larger than the separatrix energy, $e_i > E_{sep}$. Low-Energy Particles (LEP) lie instead inside the separatrix, and have energy $e_i < E_{sep}$. Contrary to the simple pendulum, each particle of HMF model can go from inside to outside the separatrix and vice versa, because M and ϕ are time dependent.

Next, we define the trapping ratio R as

$$R = \frac{N_{LEP}}{N}; \quad (6)$$

where N_{LEP} is the number of LEP. Finally, we define the dynamical states of the system. We say that the system is "fully-clustered" if all the particles are LEP. Otherwise, if at least one particle, among the N , is HEP, we say the system is "excited". The value of R is 1 if the system is in the "fully-clustered" state, it is less than one if the system is in the "excited" state.

Let us discuss an example where these states appear. The system has $N = 8$ particles and total energy density $U = 0.4$ (below the phase transition energy). In the initial condition particles are uniformly distributed in a square rectangle $[\phi_0; \phi_0] \times [p_0; p_0]$ of the single-particle phase-space, with ϕ_0 and p_0 conveniently chosen in order to get the energy U . This is the so-called "water-bag" initial distribution. As shown in Fig. 1 the system shows both the "fully-clustered" (panel (a)) and the "excited" state (panel (b)) at different time instances, and can switch from one to the other. In the "fully-clustered" state positions of all the particles fluctuate around a given angle. In the "excited" state one HEP has escaped from the cluster and rotates on the circle (all the others remain clustered). The momentum extracted by the HEP is compensated by an opposite momentum acquired by the cluster. This is a typical situation that appears in the low-energy phase of the model. It may be that more than one particle escapes from the cluster, especially if the energy is increased.

From this example it is clear that the trapping ratio R is a time fluctuating quantity. In the next section, we will show that the Boltzmann-Gibbs equilibrium solution of the Vlasov equation associated to the HMF model allows us to compute analytically the time average of R as a function of the energy density U . The result will be successfully compared with numerical simulations performed at finite N .

Another quantity of interest is the time duration of the "fully-clustered" state. We define the lifetime of the "fully-clustered" state as the time interval from the absorption of a

HEP to form the full cluster to the excitation of a particle from the cluster again. We will study numerically the properties of the probability distribution of τ .

III. CALCULATION OF THE AVERAGE TRAPPING RATIO

In this section we introduce the Vlasov equation corresponding to the $N \rightarrow 1$ limit of Hamiltonian (1) [9], and we derive the stationary stable solution corresponding to Boltzmann-Gibbs equilibrium. We then show how the knowledge of this solution allows us to derive the average trapping ratio.

The Vlasov equation for the HMF model is

$$\frac{\partial f}{\partial t} + p \frac{\partial f}{\partial x} - \frac{\partial V}{\partial x} \frac{\partial f}{\partial p} = 0; \quad (7)$$

$$V(x) = \frac{1}{2} \int_0^{Z_2} \int_0^{Z_1} [1 - \cos(x - x')] f(x'; p) dx' dp; \quad (8)$$

where $f(x; p; t)$ is a single particle distribution function and $V(x)$ is the self-consistent potential. According to Ref. [14], this Vlasov equation has the following Boltzmann-Gibbs stable stationary solution

$$f_{BG}(x; p) = f(x)(p) = \frac{r}{2} \exp\left(-\frac{p^2}{2}\right) \frac{1}{2 I_0(h\mu i)} \exp(h\mu i \cos x); \quad (9)$$

where I_0 is the zero-order modified Bessel function and β is the inverse temperature $\beta = 1/T$ ($k_B = 1$). Temperature is twice the kinetic energy $T = 2K$. $h\mu i$ is the solution of the self-consistency equation

$$h\mu i = \frac{I_1(h\mu i)}{I_0(h\mu i)}; \quad (10)$$

We easily find that Eq. (10) has a non-zero solution only if the temperature is sufficiently low, i.e., $T < T_c = 1/2$. $T_c = 1/2$ (corresponding to $U = 3/4$) is the temperature of the second order phase transition.

The averaged potential energy is

$$\langle V \rangle = \int_0^{Z_2} V(x) f(x) dx = \frac{1}{2} (1 - h\mu i^2); \quad (11)$$

and the total energy density is

$$U = \frac{T}{2} + \frac{1}{2} (1 - h\mu i^2); \quad (12)$$

In Ref. [10], the energy dependence of the time average trapping ratio $R(U)$ has been numerically calculated. The authors claimed that this quantity remains close to unity up to $U = U_b \approx 0.3$ and that it quickly decreases to zero as soon as $U > U_c$. Here, we analytically compute the statistically averaged trapping ratio $\langle R \rangle(U)$, using the Boltzmann-Gibbs distribution function (9). The main idea of how to perform this calculation is that of associating the average trapping ratio to the integral of the single particle distribution function performed inside the phase-space region bounded by the upper and lower separatrices of the pendulum motion (2).

$$\langle R \rangle(U) = \frac{1}{Z} \int_{\text{B-G}} f_{\text{B-G}}(\mathbf{p}) d\mathbf{p} d\mathbf{q} : \quad (13)$$

Using formula (9), we obtain

$$\langle R \rangle(U) = \frac{1}{2 I_0(\hbar M i)} \int_0^{Z/2} \text{Erf} \left[\frac{p}{\hbar M i (1 + \cos \theta)} \exp(\hbar M i \cos \theta) \right] d\theta ; \quad (14)$$

where Erf is the error function. The integral in this equation has been performed numerically to obtain the $\langle R \rangle(U)$ function plotted in Fig. 2. Numerical values of $\langle R \rangle(U)$ are also reported in Table 1. The values we obtain for $\langle R \rangle(U)$ are consistent with the time averaged quantity $R(U)$, first computed numerically in Ref. [10]. However, we have decided to repeat these numerical calculations for $N = 100$ at various energy densities: the corresponding results are plotted in Fig. 2. The agreement between $\langle R \rangle(U)$ and $R(U)$ is extremely good.

In order to characterize the finite N fluctuations of the "fully-clustered" state, which may create HEP even below the critical temperature, we will analyze in the next section the probability distribution of the lifetime of the clustered state.

IV . POWER-LAW DISTRIBUTION OF THE LIFETIME OF THE FULLY-CLUSTERED STATE

In this section, we will further characterize the properties of the fully-clustered state, describing in more detail the trapping-untrapping process for a small number of particles (a study that has already been partially done in Ref. [10]).

Below the critical energy density, $U < U_c$, HEP are repeatedly excited from and absorbed into the cluster in an intermittent fashion. The fully-clustered and excited states appear in turn, and the static picture predicted by the Vlasov equation, where particles that are within

the separatrices remain there forever, is never observed. Nevertheless, quite surprisingly, this intermittent state produces, as we have discussed in the previous section, a time average trapping ratio which is in good agreement with Vlasov equation predictions.

We want therefore to study the statistical properties of the lifetime of the cluster, as defined above for a finite number of particles, beginning with small systems of $N = 8$ particles. If the trapping-untrapping transition process were a Poisson process, the probability distribution of the lifetime of the fully-clustered state would be exponential. The results of our numerical simulations are shown in Fig. 3. The distribution is definitely not exponential but, rather, it obeys a power law, with an exponent that appears to be slightly dependent on U and to be close to -1 .

At fixed U , as the number of particles increases, the distribution is cut-off at large times. This effect is less evident in Fig. 3a than in Fig. 3b. We think that this is due to the difference in energy between the two cases: at the smaller energy of Fig. 3a one would probably need a larger value of N to make the cut-off visible. Indeed, the presence of such a cut-off time is compatible with the fact that the average trapping ratio is finite, as shown in the previous section.

In order to get an estimate of the number of particles needed to produce the cut-off, we propose the following heuristic argument. The single-particle untrapping probability per unit time can be assumed to be proportional to $1 - hR_i(U)$. In order to destroy the fully-clustered state, it's enough that one particle untrap, hence the probability per unit time that the fully clustered state is destroyed is proportional to $N(1 - hR_i(U))$. When this probability is of order 1, the fully-clustered state is destroyed. A preliminary numerical study of the behavior of hR_i for small U gives the non perturbative behavior $hR_i = 1 - \exp(-2=U)$. Therefore, the number of particles needed to create the cut-off diverges as $\exp(2=U)$ in the limit $U \rightarrow 0$, a growth that is faster than any power. The power-law behavior of the lifetime distribution could in principle extend to infinite time in this limit. This argument could be tested numerically and will be the subject of future investigations.

V . S U M M A R Y

In this paper, we have investigated the dynamical behavior of the Hamiltonian Mean Field (HMF) model, focusing in particular on the mechanisms of particle trapping and untrapping

from the cluster that is formed in the low-energy phase. Using the notion of separatrix for the related pendulum dynamics, we have been able to define precisely the dynamical state of "full-clustering", and the "excitation" of a single particle.

We have defined the trapping ratio as the ratio of the number of particles that are trapped in the cluster (with energy smaller than the separatrix energy) to the total number of particles. Using the Boltzmann-Gibbs stable stationary solution of the Vlasov equation, and performing a phase space integral within the separatrix region, we have been able to compute analytically the phase-space average of the trapping ratio. This quantity has been also obtained from numerical simulations of the N -body dynamics of the HMF model and it has been shown to be in perfect agreement with the Vlasov equation analytical calculation.

Below the critical energy, when the number of particles is finite, the dynamical state of the system changes transitionally: the "fully-clustered" and "excited" states appear in turn. That is, high-energy particles (HEP) are excited from and absorbed into the cluster intermittently. We have numerically computed the probability distribution of the lifetime of the "fully-clustered" state, finding that it obeys a power law. This shows that the excitation of a particle below the critical energy of the HMF model is not a Poisson process.

The discovery of the power law in this system is quite interesting and important. Its existence implies that, at the moment of ejection of an HEP, the system still "remembers" when the previous HEP had been swallowed into the cluster. One might think that the system would tend to behave "thermally" as the number of particles is increased, producing an exponential cut-off of the lifetime probability distribution. Although a cut-off at large times is present in the numerical simulations, the power law is observed over many decades and its extension increases quite rapidly with the number of particles. A heuristic calculation based on the Vlasov equation gives a non-perturbative fast increase of the number of particles necessary to observe the cut-off.

It will be interesting to investigate the physical origin of the strong temporal correlations which give rise to the power-law behavior of the lifetime of the fully-clustered state: a possible collective particle motion is a candidate.

Moreover, the power law behavior of the lifetime of clustered states should not be specific of the HMF model. It could appear also in systems showing chaotic itinerancy among "quasi-stationary" states, like those mentioned in the Introduction [4] and in models of interacting molecules [8].

Finally, if we look at the HMF model as representing an "abstract molecule", then the excitation and decay of HEP could be considered as a chemical reaction. Then, the power-law type behavior of the lifetime discovered in this paper implies the possibility of non-standard behavior of chemical reactions: the reaction rate might be dynamically governed by the coherent motion of the reactants [15].

Acknowledgments

H.K. would like to thank Naoteru Gouda for fruitful discussions. H.K. is supported by a JSPS Fellowship for Young Scientists. T.K. is supported by a Grant-in-Aid for Scientific Research from the Ministry of Education, Culture, Sports, Science and Technology. S.R. thanks JSPS for financial support and the Italian MIUR for funding this research under the grant PRIN 05 Dynamics and thermodynamics of systems with long range interactions.

-
- [1] T. Dauxois et al., *Lecture Notes in Physics* 602 (2002) 458{487 (Springer-Verlag).
 - [2] J. Binney and S. Tremaine, *Galactic Dynamics*, Princeton University Press (1987).
 - [3] M. Lecar, in *The Theory of Orbits in the Solar System and in Stellar Systems*, IAU Symp. 25 46 (1966), G. I. Kontopoulos Ed..
 - [4] K. Ikeda, K. Matsumoto and K. Ohtsuka, *Prog. Theor. Phys. Suppl.*, 99, 295 (1989),
I. Tsuda, *Neurocomputers and attention*, A. V. Holden and V. I. Kryukov Eds., Manchester Univ. Press, 430, (1991),
K. Kaneko, *Phys. Rev. Lett.*, 63, 219, (1989). K. Kaneko and I. Tsuda Eds., *Focus Issue: Chaotic Itinerary*, CHAOS (2003).
 - [5] T. Tsuchiya, N. Gouda and T. Konishi, *Astrophys. Space Sci.*, 257, 319 (1998)
 - [6] G. B. Rybicki, *Astrophys. Space Sci.*, 14, 56 (1971).
 - [7] T. Konishi and K. Kaneko, *J. Phys. A*, 25, 6283 (1992),
K. Kaneko and T. Konishi, *Physica D*, 71, 146 (1994).
 - [8] H. Tanaka and I. Ohmine, *J. Chem. Phys.* 87, 6128 (1987),
M. Sasai, I. Ohmine and R. Ramaswamy, *J. Chem. Phys.*, 96, 3045 (1992).
 - [9] S. Inagaki and T. Konishi, *Publ. Astron. Soc. Japan*, 45, 733 (1993).

- [10] M. Antoni and S. Ruo, Phys. Rev. E, 52, 2361 (1995).
- [11] T. Dauxois et al., "The Hamiltonian Mean Field Model: from Dynamics to Statistical Mechanics and back", in [1].
- [12] P. H. Chavanis, J. Vatteville and F. Bouchet, Euro. Phys. J. B, 46, 61 (2005).
- [13] N. Nakagawa and K. Kaneko, J. Phys. Soc. Jpn., 69, 1255 (2000).
- [14] S. Inagaki, Progress of Theoretical Physics, 90, 577 (1993).
- [15] M. Toda et al. eds., "Geometric Structures of Phase Space in Multi-Dimensional Chaos", Adv. Chem. Phys. 130 (2005).

U	M	T = 1=	hR i(U)
0.1	0.947209	0.0972051	1.0
0.2	0.887109	0.186963	0.999871
0.3	0.815506	0.26505	0.996731
0.4	0.728459	0.330652	0.982999
0.5	0.621782	0.386613	0.949673
0.6	0.485422	0.435635	0.880594
0.7	0.282056	0.479556	0.712613
0.71	0.252424	0.483718	0.679443
0.72	0.21873	0.487843	0.63799
0.73	0.178692	0.491931	0.582471
0.74	0.126424	0.495983	0.496192
0.75	0.00680319	0.500046	0.0136051

TABLE I: Statistical equilibrium values of order parameter, temperature and average trapping ratio at different energy densities

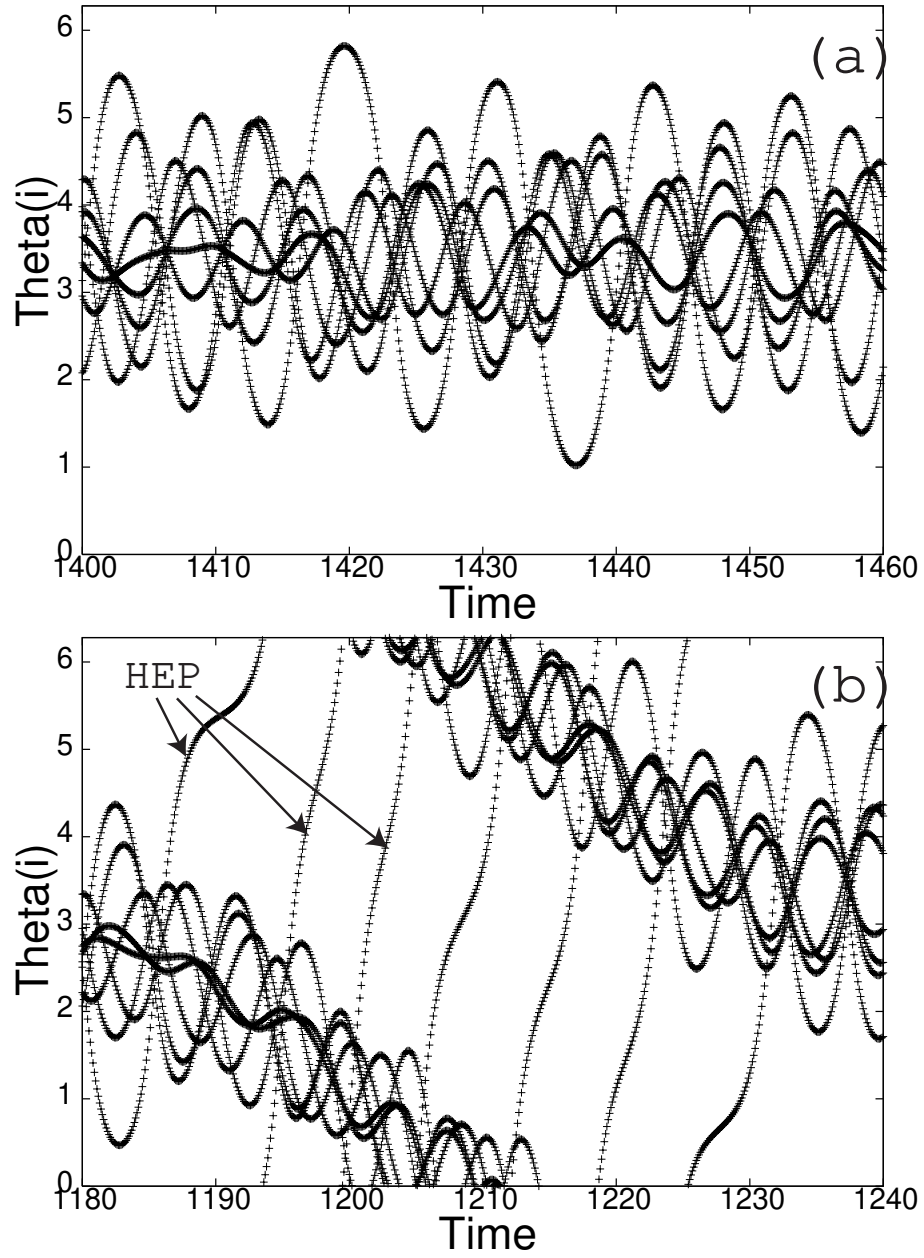


FIG. 1: a) Time evolution of the positions of the particles on the circle for the HMF model in a "fully-clustered" state; b) same time evolution for an "excited" state. Number of particles is $N = 8$, system energy density is $U = 0.4$ and the initial condition is a "water-bag". The two states coexist in a given orbit of the system and appear at different times.

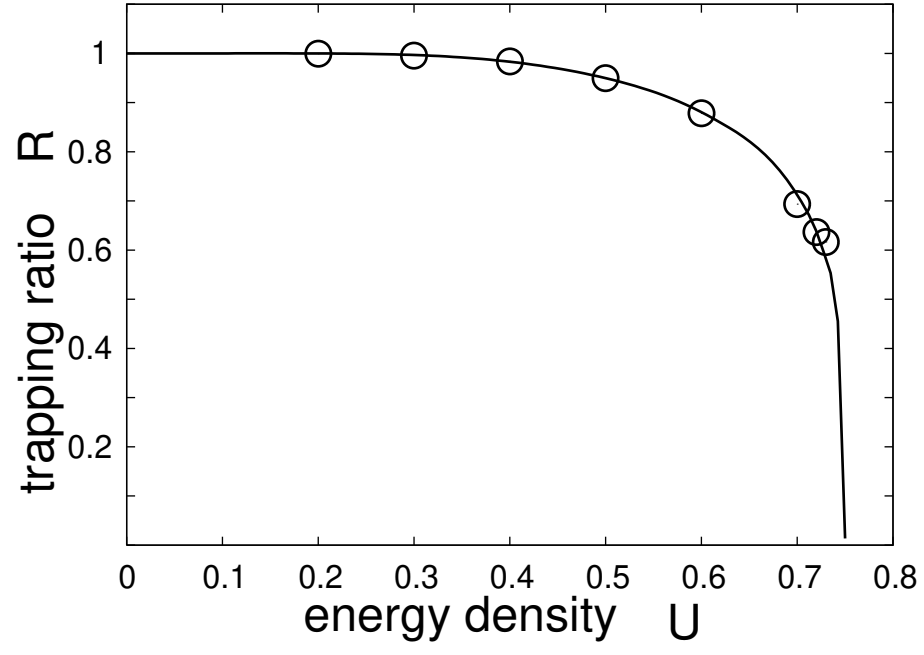


FIG. 2: Average trapping ratio vs. energy density. The full line is the result of the analytical calculation of the statistical average $\langle R \rangle(U)$. The points correspond to the numerical calculation of the time average $R(U)$.

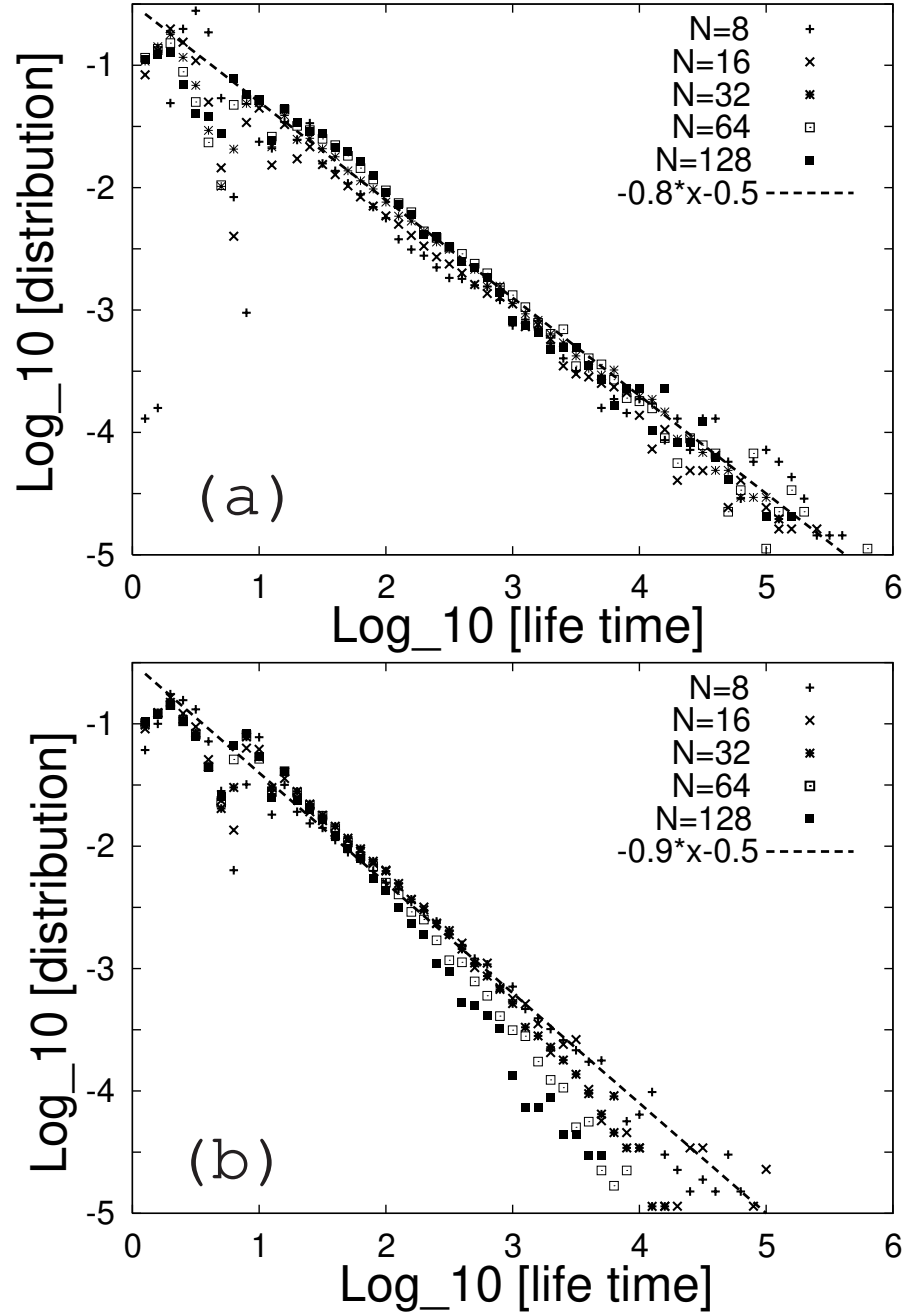


FIG. 3: The distribution of the life time of the fully-clustered state with total energy $U = 0.3$ (panel (a)) and $U = 0.4$ (panel (b)). Numbers of particles are 8, 16, 32, 64 and 128. The power index is well-fitted by -0.8 (panel (a)) and -0.9 (panel (b)).