

# Another look at "soft" lepton pair production in nucleon-nucleon bremsstrahlung

Jianming Zhang<sup>y</sup>, Rahma Tabti<sup>y</sup>, and Charles Gale<sup>z</sup>

Physics Department, McGill University, Montreal, Quebec, Canada H3A 2T8

Kevin Haglin<sup>x</sup>

National Superconducting Cyclotron Laboratory, Michigan State University

East Lansing, MI 48824-1321 USA

## Abstract

We compare different formalisms for the calculation of lepton pair emission in hadron-hadron collisions and discuss the consequences of the approximations inherent to each of them. Using a Lorentz-covariant and gauge-invariant formalism proposed by Lichard, we calculate lepton pair emission via bremsstrahlung in proton-proton and neutron-proton reactions at energies between 1 and 5 GeV to leading order in the virtual photon four-momentum. These new results suggest that some previous bremsstrahlung calculations based on varieties of the soft-photon approximation might have somewhat

---

Electronic address: jzhang@hep.physics.mcgill.ca

<sup>y</sup>Electronic address: tabti@hep.physics.mcgill.ca

<sup>z</sup>Electronic address: gale@hendrix.physics.mcgill.ca

<sup>x</sup>Electronic address: haglin@theo03.nsl.msu.edu

overestimated the DLS low-mass dilepton cross sections. We find that the respective intensities of dilepton production through pp and np bremsstrahlung are energy-dependent and become comparable at  $E_{\text{kin}} > 2 \text{ GeV}$ . We also calculate the polar angle anisotropy of the lepton spectrum.

## I. INTRODUCTION

Dileptons and photons are probably the best carriers of information from the hot and compressed nuclear matter produced in the early stages of heavy-ion collisions [1]. In principle, those electromagnetically interacting particles can leave the hadronic environment from which they are created without significant disturbances, offering a relatively clean probe of the nuclear collision dynamics. In heavy ion collisions at incident energies of 1–5 A GeV, where the Lawrence Berkeley Laboratory Dilepton Spectrometer (DLS) has already taken measurements [2], the most important sources of  $e^+e^-$  pairs seem to be Dalitz and radiative decays mainly from mesons and  $\rho$ 's, pion-pion annihilations, and nucleon-nucleon bremsstrahlung [3–5]. Measurements of lepton pair production in single nucleon-nucleon reactions have also recently been performed in the GeV energy regime. In those, the measured pd/pp dielectron yield ratios display a clear beam energy as well as invariant mass dependence [6]. This suggests that the dominant mechanism for dilepton production may be changing as the beam energy per nucleon increases from 1 to 5 GeV. In particular, one should pay attention to the opening of inelastic nucleon-nucleon channels. The latter have been shown to play an important role for dielectron production in nucleon-nucleon collisions at 4.9 GeV [5]. To eventually understand quantitatively and completely the relative role of all these contributions and their excitation function in the complex environment of nucleus-nucleus collisions, it is vital to first calculate the lepton pair production cross sections for individual processes as accurately as possible. Here we shall concentrate on the bremsstrahlung generation of lepton pairs in the case of nucleon-nucleon reactions.

Several different calculations for electron-positron pair emission through nucleon-nucleon bremsstrahlung have been performed for reactions at, and slightly above, 1 GeV. Some of the more sophisticated approaches used relativistic one-boson exchange (OBE) Lagrangians, with the coupling to the electromagnetic field done by minimal substitution [7–9]. These approaches are thus entirely Lorentz-covariant and are also gauge-invariant in the electromagnetic sector. Note that the OBE dilepton calculations can be made gauge-invariant even

$$E_+ E_- \frac{d^6 e^+ e^-}{d^3 p_+ d^3 p_-} = \frac{1}{2^2 M^2} \int \frac{d^3 q}{d^3 q} \quad (1)$$

4

The derivation of soft photon formul in the context of brem sstrahlung em ission of lepton pairs has recently been re-analyzed [13]. It was shown that Ruckl's formula was not properly Lorentz-covariant and did not contain the relationship between dilepton cross section and virtual photon cross section that is required by gauge invariance [14]. In the context of the new analysis of dilepton production via virtual photon brem sstrahlung, a new set of formul were derived for the leading order and next-to-leading order contributions to lepton pair em ission [13].

It had been know n for som e tim e that the Ruckl formula was not entirely correct [15,7{9]. Nevertheless, in comparison with OBE calculations, it was deem ed quantitatively ade-quate [4,9]. It is not the point of this paper to restate this know n fact. W e rather wish to investigate the empirical predictions of the new form alism in the practical fram ework of quasi-elastic nucleon-nucleon collisions at energies around and above 1 GeV , to establish whether the new leading term approximation deviates signi cantly from previous works. W e also plan to investigate quantitatively and system atically the e ects of di erent layers of approximation found in several calculations. Our paper is organized as follow s: in section II we introduce the general form alism , in section III we com pare di erent approaches to the generation of soft virtual photons and discuss the di erences. In section IV we explore the consequences of a better treatm ent of the m any-body phase space. In section V , we discuss how som e of the approximations seen in sections II and III can be put into perspective by an angular anisotropy analysis of the lepton spectrum . W e then sum m arize.

## II. GENERAL FORMALISM AND HADRONIC ELECTROMAGNETIC CURRENTS

Consider the reaction

$$a + b \rightarrow c + d + e^+ e^- \quad (2)$$

where  $a$ ,  $b$ ,  $c$ , and  $d$  represent nucleons. The generic Feynman diagram for the leading-term contributions to the em ission of a soft virtual photon are shown in Fig. 1. This is

the process on which we concentrate in this work. See the appendix for a mathematical description of what is a leading term and what isn't. The circle schematically represents the strong interaction. In the limit of soft photons, real or virtual, the radiation from the strong interaction blob is a sub-leading contribution. When  $a, b, c$  and  $d$  are all protons, there are eight Feynman graphs to be added coherently for the calculation of lepton pair emission. Note in passing that there have been arguments that bremsstrahlung from pn reactions should be significantly more important than that from pp. These were based on the fact that, nonrelativistically, the first non-vanishing multipole contribution for pp appears at the quadrupole level, whereas for np it is at the dipole stage. It has however been recently shown that such arguments do not hold for relativistic collisions [5]. In fact, the lepton pair yields from these two processes are comparable at 4.9 GeV [5]. There will be more on this later. Naturally, the pp bremsstrahlung contribution is crucial in the interpretation of the ratio of dileptons produced in pd and pp reactions. We will discuss pp contributions in this work, also.

We evaluate and sum the amplitudes of the relevant Feynman diagrams of the type in Fig. 1. Anticipating the soft photon limit, we assume that the hadronic part of the total matrix element is unaffected by the fact that one of its legs is slightly off-shell. We write this on-shell matrix element for elastic nucleon-nucleon scattering as  $M_0$ . We omit the momentum labelling of the initial and final state, for simplicity. Squaring the net matrix element,  $M$ , and summing over final state spins and averaging over initial states, we obtain to leading order (see appendix)

$$\frac{1}{4} \sum_{s_a s_b s_c s_d s_+ s_-} |M|^2 = 4 \overline{|M_0|^2} J \cdot J L : \quad (3)$$

In the above,

$$J = Q_a \frac{(2p_a - q)}{2p_a - q + M^2} - Q_b \frac{(2p_b - q)}{2p_b - q + M^2} + Q_c \frac{(2p_c + q)}{2p_c + q + M^2} + Q_d \frac{(2p_d + q)}{2p_d + q + M^2} \quad (4)$$

is the hadron electromagnetic current, and the lepton tensor is

$$L = \frac{8}{M^4} 2 (p_+ \cdot p_- + p_- \cdot p_+) - M^2 g : \quad (5)$$

The  $Q$ 's and  $p$ 's represent charges and four-momenta for the particles, and  $q = (p_+ + p_-)$ . Note that  $J \cdot q = 0$ , as a consequence of gauge invariance.  $\overline{M_0^2}$  is the on-shell hadronic elastic scattering matrix element, squared, summed over final spins and averaged over initial spins.

After performing the appropriate contractions, we may write the differential cross section for  $e^+e^-$  pair production with invariant mass  $M$  and energy  $q_0$  as

$$E_+ E_- \frac{d^6 \sigma_{ab!cd}}{d^3 p_+ d^3 p_-} = \frac{1}{16\pi^5 M^2} \frac{R_2(s_2; m_a^2, m_b^2)}{R_2(s; m_a^2, m_b^2)} \left[ J^2 - \frac{1}{M^2} (1 - J^2) \right] \frac{d \sigma_{ab!cd}}{dt} d\phi_c dt; \quad (6)$$

where  $\phi_c$  is the azimuthal angle of one of the outgoing hadrons in the center-of-mass frame and the four-vector  $l = p_+ - p_-$  is the difference of positron and electron four-momenta and  $t$  is the four-momentum transfer. Equation (6) follows from Eq. (2.15) of [13] after specifying the nonradiative cross section as

$$d\sigma_0 = \frac{d \sigma_{ab!cd}}{d\phi_c} d\phi_c = \frac{1}{2} \frac{d \sigma_{ab!cd}}{dt} d\phi_c dt; \quad (7)$$

and including the phase-space correction introduced in [16].

In the evaluation of the original Feynman diagrams, we have neglected the four-momentum  $q$  of the virtual photon in the phase-space function in order to reproduce the kinematics associated with the on-shell elastic differential nucleon-nucleon cross section,  $d\phi = dt$  [11]. Because of this approximation, we include [16] the ratio of two-body phase space [17]  $R_2(s_2; m_a^2, m_b^2) = R_2(s; m_a^2, m_b^2)$  evaluated at  $s_2$  and  $s$ , where  $s$  is the invariant energy squared available for all the final-state particles and  $s_2 = s + M^2 - 2q_0 \sqrt{s}$ . This approximate correction prevents the lepton pair from violating the overall energy-momentum conservation laws and thus has a significant effect on dilepton distributions. The ratio constructed from Eq. (6) with and without the correction factor correctly drops monotonically to zero in the limit of maximum invariant mass. Handling the phase-space properly is quite important. However, setting  $q = 0$  in the four-dimensional delta function also forces the expression for the current to be evaluated on-shell, i.e.  $p_c + p_d = p_a + p_b$ . Clearly, this will have some effect on the value of the current of Eq. (4). For the purpose of clarity, we will investigate separately the effects of a complete treatment of phase space in section IV.

An exercise in relativistic kinematics gets one from Eq. (6) to the Lorentz-covariant differential cross section in global dilepton variables

$$q_0 \frac{d^4 \Gamma_{ab \rightarrow cd}^{e^+e^-}}{dM^2 d^3q} = \frac{1}{24} \frac{1}{M^2} \left(1 + \frac{2}{M^2}\right) \sqrt{s} \frac{4}{M^2} \frac{R_2(s; m_a^2; m_b^2)}{R_2(s; m_a^2; m_b^2)} \frac{1}{(J^2)} \frac{d \Gamma_{ab \rightarrow cd}}{dt} \quad (8)$$

where  $m_e$  is the electron mass. Our usage of Ruckl's approach for dilepton production consists of neglecting the term  $(p_+ p_- + p_- p_+)$  of the leptonic tensor [8], Eq. (5), and analytically continuing the real photon energy to  $q_0 = \sqrt{q^2 + M^2}$ . This procedure is however not Lorentz-covariant [13]. One then obtains Eq. (8) multiplied by an additional factor of  $3/2 (1 + 2/M^2)^{-1}$ . From here on, we shall discuss electron-positron pair production exclusively and we systematically will use  $\epsilon = 0$ .

To complete our analysis of previous efforts we now turn our attention to the electromagnetic current. For emission of real photons in reaction (2), the current is

$$J = Q_a \frac{p_a}{p_a \cdot q} - Q_b \frac{p_b}{p_b \cdot q} + Q_c \frac{p_c}{p_c \cdot q} + Q_d \frac{p_d}{p_d \cdot q} \quad (9)$$

This approximation was also used by several authors, in the case of soft virtual photons [15, 3, 18, 4, 5]. It is worth mentioning here that for the case of virtual photons, the "soft" limit is not unambiguously defined: for virtual photons, what is meant by a "soft photon limit"? Here, we use this term in connection with the condition  $M \rightarrow 0$ . However, bear in mind that the lepton pair energy and lepton pair three-momentum can individually still be quite large. Thus  $M \rightarrow 0$  is in fact not a sufficient condition to neglect both  $q_0$  and  $q$  in the delta functions, even if this omission can partially be corrected (e.g. Eq. (6)). The opposite limit where  $M$  is large implies that the lepton pair energy is large and most certainly can't be ignored in the phase space delta function. By the same token, on-shell effects on the strong interaction amplitude can be small in the  $M \rightarrow 0$  limit, but won't be, in the large  $M$  region. In this work we do not include a discussion of on-shell effects. We should however keep this point in mind when discussing the regions of validity of our calculations.

There are thus several possible ingredients that can affect the results of lepton pair emission calculations of the "soft photon type". One resides in the use of the Ruckl formula,



a widely-used expression which nevertheless is not Lorentz-covariant. This first point is easily settled: our interpretation of Ruckl's formula for electron-positron pair production instead of Eq. (8) simply introduces an overall factor of 3/2. Another possible source of disagreement between calculations has to do with the use of the current of Eq. (9) as the electromagnetic current for hadrons when massive lepton pairs are emitted. For lepton pairs with very small invariant masses the current represented by Eq. (4) of course reduces to that of Eq. (9). Also, the exact treatment of dynamics will play a role. For the time being, we set  $q = 0$  in the four-dimensional Dirac delta function and simply use the phase space correction factor associated with Eq. (6). In the next section, we investigate the effects of using different hadronic electromagnetic currents.

### III. COMPARING CURRENTS

Squaring the current (4), as is required by Eq. (8), we obtain an expression that depends on the spatial orientation of the virtual photon. Taking an angular average, and for an equal-mass reaction of the type specified in Eq. (2) with  $m_a = m_b = m_c = m_d = m$ , we arrive at

$$\begin{aligned}
 J^2 = \frac{1}{Q_0^2} & \left[ \frac{1}{2} (Q_a^2 + Q_b^2) \frac{4m^2 - M^2}{s(1 - \frac{Q_a^2}{s})} + \frac{1}{2} (Q_c^2 + Q_d^2) \frac{4m^2 - M^2}{s(1 - \frac{Q_d^2}{s})} \right] \\
 & + 2 \frac{Q_a Q_b}{s} \left( 2 \frac{M^2}{s} - \frac{4m^2}{s} \right) F(\tilde{\alpha}_a^0; \tilde{\alpha}_b^0) \\
 & + 2 \frac{Q_c Q_d}{s} \left( 2 \frac{M^2}{s} - \frac{4m^2}{s} \right) F(\tilde{\alpha}_c^0; \tilde{\alpha}_d^0) \\
 & + 2 \frac{1}{2} (Q_a Q_c + Q_b Q_d) \frac{4m^2 + M^2 - 2t}{s} F(\tilde{\alpha}_a^0; \tilde{\alpha}_c^0) \\
 & + 2 \frac{1}{2} (Q_a Q_d + Q_b Q_c) \frac{2s + M^2 - 4m^2 + 2t}{s} F(\tilde{\alpha}_a^0; \tilde{\alpha}_d^0) ; \quad (10)
 \end{aligned}$$

where the function

$$F(\tilde{\alpha}; \tilde{\gamma}) = \frac{1}{2\sqrt{R}} \ln \frac{[\tilde{\alpha} - \tilde{\gamma}][\tilde{\alpha} + \tilde{\gamma} + \frac{P}{R}][\tilde{\alpha} - \tilde{\gamma} + \frac{P}{R}]}{[\tilde{\alpha} - \tilde{\gamma}][\tilde{\alpha} + \tilde{\gamma} + \frac{P}{R}][\tilde{\alpha} - \tilde{\gamma} + \frac{P}{R}]} ; \quad (11)$$

and where the radicand is

$$R = (1 - \mathbf{x} \cdot \mathbf{y}^2) (1 - x^2) (1 - y^2): \quad (12)$$

To make the formula more compact, we have introduced the variables

$$x_1 = \frac{1}{1 - M^2} \frac{1}{s q_0}; \quad x_2 = \frac{1}{1 + M^2} \frac{1}{s q_0}; \quad y = 1 - \frac{M^2}{q_0^2}: \quad (13)$$

The velocities are related to the above definitions and to invariants through

$$\begin{aligned} \beta_a^0 &= \beta_b^0 = \frac{2}{1} \left(1 - \frac{4m^2}{s}\right); & \beta_c^0 &= \beta_d^0 = \frac{2}{2} \left(1 - \frac{4m^2}{s}\right); \\ \tilde{\beta}_a^0 &\tilde{\beta}_b^0 = \frac{2}{1} \left(1 - \frac{4m^2}{s}\right); & \tilde{\beta}_c^0 &\tilde{\beta}_d^0 = \frac{2}{2} \left(1 - \frac{4m^2}{s}\right); \\ \tilde{\beta}_a^0 &\tilde{\beta}_c^0 = \tilde{\beta}_a^0 \tilde{\beta}_d^0 = \frac{1}{2} \left(1 - \frac{4m^2}{s} + \frac{2t}{s}\right); \end{aligned} \quad (14)$$

Notice that terms directly proportional to  $1/q_0$  have exactly cancelled and disappeared upon squaring the current. If we set  $M = 0$  in Eq. (10), we recover Eq.(3.6) of Ref. [19].

We have calculated the ratio  $R_0 = J_{\text{virtual}}^2 / J_{\text{real}}^2$  with the angular-averaged currents of Eq. (4) and Eq. (9). This ratio depends on the invariant energy  $s$ , the four-momentum transfer  $t$ , and the dilepton invariant mass and energy:  $M$  and  $q_0$ . For the purpose of comparison, we arbitrarily input some reasonable values and plot  $R_0$  against the virtual photon three-momentum in Fig. 2. We find sizeable deviations from 1 in this quantity. The ratio for pn processes is sensitive to the value of  $\theta_{\text{cm}}$ , the scattering angle in the nucleon-nucleon centre of mass, whereas it is quite insensitive for the pp case. Interference effects evidently play a role here. To better understand the effect of the "complete" current (also labelled "virtual", above) on the differential cross section for dilepton production, we integrate over  $t$  and plot  $R_1 = \left(\frac{d}{dM^2 d^3q}\right)_{\text{virtual}} / \left(\frac{d}{dM^2 d^3q}\right)_{\text{real}}$  as a function of the cm. virtual photon momentum  $|\mathbf{q}|$  in Fig. 3, for different dilepton invariant masses. We are now essentially comparing the effect of using Eq. (4) over Eq. (9) in a dilepton production calculation. Also, to actually compare two sets of calculations that have been done previously, the numerator is derived from Eq. (8), while the denominator is derived from Ruckl's approach.

Before discussing the results in Fig. 3, let us restate that the net lepton pair spectrum will depend on the details of the differential nucleon-nucleon elastic cross-section,  $d\sigma/dt$ .

This is evident from Eq. (6) and Eq. (8). It thus follows that the present analysis will have to be redone for different systems at different energies, with possibly different conclusions. For example, quark-quark and pion-pion virtual bremsstrahlung calculations have attracted some recent attention in connection with ultrarelativistic heavy-ion collisions [19,20]. The consequences of the present formalism on such studies is presently being analyzed [21]. It is thus imperative to have an accurate parametrization for the elastic nucleon-nucleon differential cross section  $d\sigma/dt$  over the relevant range in  $t$ . For pn elastic collisions,  $d\sigma/dt$  is nearly symmetric for kinetic energy less than 1 GeV. But at higher energies, the observed distributions are not symmetric about  $\theta_{cm} = 90^\circ$  but rather develop a stronger forward peak. This asymmetry increases with the scattering energy and can suppress the pn bremsstrahlung contribution to dilepton production by a factor of 4 at 4.9 GeV [10,5]. A fairly detailed parametrization at 4.9 GeV kinetic energy was used in Ref. [5] to calculate the absolute sizes of the pn and pp bremsstrahlung contributions. For practical reasons, we instead adopt the parametrizations of Refs. [10] and [22] for the pn and pp elastic differential cross sections. These two functional forms can fit the experimental data for energies up to 6 GeV with the necessary accuracy.

Analyzing Fig. 3, the ratio  $R_1$  remains  $2/3$  for small invariant mass  $M < 10$  MeV. For higher invariant masses,  $R_1$  is greater than  $2/3$  for almost all values of the virtual photon momentum, in the case of pn scattering. Increasing  $M$  in the pp case,  $R_1$  remains still considerably smaller than  $2/3$  at low momenta and drastically increases as the three-momentum grows. The low-momentum value of  $R_1$  is thus quite different in the two reactions at hand. It is not simple to draw clear physical conclusions for these behaviours, but the main point is that these features suggest that using the "complete" current for virtual photons changes the distribution of the dielectrons in phase space, especially in the pp case.

Upon integration, we arrive at differential cross sections in terms of lepton pair invariant mass. In Fig. 4, we show two curves: the dashed curve corresponds to using the Ruckl formula with the real photon current, Eq. (9). The solid curve corresponds to using Eq. (8) with the current of Eq. (4). In each panel three kinetic energies are shown: 1.0,

3.0 and 4.9 GeV. We are thus in effect evaluating the difference between two approaches to calculating the dielectron production in nucleon-nucleon collisions: the one based on Ruckl's equation and the realphoton current (we remind the reader that this combination has become well known and widely used), and the one based on the more recent Lorentz-covariant formalism with a more general electromagnetic current for hadrons. At these energies (which correspond to DLS measurements) one realizes that the Lorentz-covariant and gauge-invariant formula that we adopted in this work (solid curves) reduce the dilepton production cross section only slightly for  $M < 0.5$  GeV in both pn and pp processes compared with previous results. For  $M > 0.5$  GeV, the situation is a little more complicated as a slight decrease or a slight increase is observed, depending on the beam energy. We have verified that the ratio  $(\frac{d}{dM^2})_{\text{virtual}} = (\frac{d}{dM^2})_{\text{real}}$  is equal to 2/3 in the small  $M$  region for both pn and pp cases, and found it to increase monotonically with  $M$  for pn process, but decreases monotonically for pp as one goes toward the kinematical limit. Recall that other physical processes dominate the dielectron yield for  $M > 0.5$  GeV at large enough beam energy [5]. In the large invariant mass region, Fig. 4 suggests that the previous bremsstrahlung calculations underestimate the dilepton yields at most by a factor of 2 even at the kinetic energy 4.9 GeV, even though our formalism is not strictly applicable there. For pp scattering, it is worthwhile to point out that the radiation intensity is strongly depleted due to interference effects near the maximum  $M$ .

Thus our findings at this point are essentially these: the "improved" formalism does not affect very much the soft lepton yields previously calculated. We do not address in detail the issue of hard leptons ( $M > 0.5$  GeV) because there, the present formalism is inadequate and also because the signal is dominated by other sources. In the small invariant mass region  $M < 0.5$  GeV, we find that this new formalism only amounts to the numerical difference of 2/3.

We have made above a formal comparison of two approaches. However, we did discover that the two formalisms would produce different phase space distributions of lepton pairs: see Fig. 3. Let us now consider the specific case of the DLS data. It is a known fact that

any theoretical calculation attempting to reproduce the DLS data should first be filtered by the DLS experimental acceptance. It is then conceivable that the predictions of the two approaches could be affected quite differently by the experimental filter. We have run our two sets of calculations through the DLS experimental filter [23]. In Fig. 5 we show the invariant mass dependence of the absolute differential cross sections, at kinetic energies 1.0, 3.0 and 4.9 GeV. This figure now suggests that the previous calculations overestimated the low-mass dielectron yields by a factor of 2-3 for np and a factor of 2-5 for pp bremsstrahlung in collisions at 4.9 GeV. Thus the effect of the DLS acceptance is to make the differences between the two approaches more pronounced. The effect is smaller for lower kinetic energies. Definite conclusions for comparison with the data are presently being drawn as many-body bremsstrahlung has been shown to be quantitatively important at 4.9 GeV [5]. Even though we feel that a complete reassessment of previous results is probably not warranted, surprises can not be excluded.

Another useful comparison is the relative radiative intensities of pp and np scattering. As mentioned above, pp bremsstrahlung has often been neglected because of a classical multipole argument. We calculate the ratio here, with the formalism based on the leading-term approximation, i.e. with Eq. (8) and Eq. (4). The relative intensities depend on kinetic energy as shown in Fig. 6 which presents the ratio  $R = (\frac{d}{dM^2})_{pp} / (\frac{d}{dM^2})_{pn}$  as a function of invariant mass at different kinetic energies. Proton-proton bremsstrahlung becomes more and more important as the kinetic energy increases. At 2 GeV, for instance,  $R$  is nearly 0.5 for small masses whereas at 4.9 GeV it becomes larger than 1. We shall return to this ratio in the next section.

#### IV. ONE STEP FURTHER: THE EXACT TREATMENT OF PHASE SPACE

In all of the above comparisons, we have consistently set  $q = 0$  in the 4-dimensional phase space delta function. We now avoid making this approximation and investigate the consequences. The many-body Lorentz-invariant phase space can be expressed in terms of

Mandelstam-type invariants [17], or in this case one can perform the integrals directly [24]. Going back one step, let's write the general equation that leads to Eq. (6), without its phase space correction. In the process  $a + b \rightarrow c + d + e^+ e^-$ , the differential cross section for lepton pair production with invariant mass  $M$  and energy  $q_0$  is

$$E_+ E_- \frac{d^6 \sigma_{ab \rightarrow cde^+e^-}}{d^3 p_+ d^3 p_-} = \frac{1}{4E_a E_b} \frac{1}{v_b} \frac{1}{8} \frac{1}{M^2} \int [J^2 - \frac{1}{M^2} (1 - J^2)] \overline{M_{0f}^2} (2)^4 (p_a + p_b - p_c - p_d - q) \frac{d^3 p_c}{(2)^3 2E_c} \frac{d^3 p_d}{(2)^3 2E_d}; \quad (15)$$

where  $\overline{M_{0f}^2}$  is the on-shell matrix element for the scattering  $a + b \rightarrow c + d$ , squared, summed over final spins and averaged over initial spins. The differential cross section can be rewritten as

$$q_0 \frac{d^4 \sigma_{ab \rightarrow cde^+e^-}}{dM^2 d^3 q} = \frac{1}{4E_a E_b} \frac{1}{v_b} \frac{1}{8} \frac{1}{M^2} (1 + \frac{2}{M^2}) \int \frac{s}{M^2} \frac{1}{M^2} \frac{d^3 p_c}{(2)^3 2E_c} \frac{d^3 p_d}{(2)^3 2E_d}; \quad (16)$$

where  $m$  is the rest mass of an individual lepton. In the  $a + b$  centre of mass frame, one may perform some of the integrals and get

$$\int \frac{1}{M^2} (p_a + p_b - p_c - p_d - q) \frac{d^3 p_c}{2E_c} \frac{d^3 p_d}{2E_d} = \frac{1}{4} \int \cos \theta_{pdq} \frac{s + M^2 + 2E_d q_0 - 2^p \bar{s}(E_d + q_0)}{2^p \bar{p}_d \bar{q}} \frac{1}{\bar{q}} dE_d d\cos \theta_{pdq} d\theta_{pd} : \quad (17)$$

Furthermore, in the on-shell limit, the squared matrix element summed over final spins and averaged over initial spins can be related to the on-shell differential elastic cross section by

$$\overline{M_{0f}^2} = 16 s(s - 4m^2) \frac{d}{dt} : \quad (18)$$

Integrating further, one obtains

$$\frac{d \sigma_{e^+e^-}}{dM^2} = \frac{1}{24} \frac{1}{M^2} (1 + \frac{2}{M^2}) \int \frac{s}{M^2} \frac{1}{M^2} \frac{d}{dt} \frac{s + M^2 + 2E_d q_0 - 2^p \bar{s}(E_d + q_0)}{2^p \bar{p}_d \bar{q}} \cos \theta_{pdq} d\theta_{pdq} d\theta_{pd} : \quad (19)$$

The range of the integration variables is such that the condition

$$j \cos_{p_d q} j = \frac{s + M^2 + 2E_d q_0 - 2\vec{p} \cdot \vec{s}(E_d + q_0)}{2p_d j j} \quad 1 \quad (20)$$

has to be satisfied.

With the help of gauge invariance, it is not very difficult to write the 4-current squared in terms of ten scalar products  $p_i \cdot p_j$ . Setting  $m_a = m_b = m_c = m_d = m$ , we obtain

$$\begin{aligned} J^2 = & \frac{Q_a^2 (4m^2 - M^2)}{(2p_a \cdot q - M^2)^2} - \frac{Q_b^2 (4m^2 - M^2)}{(2p_b \cdot q - M^2)^2} - \frac{Q_c^2 (4m^2 - M^2)}{(2p_c \cdot q + M^2)^2} - \frac{Q_d^2 (4m^2 - M^2)}{(2p_d \cdot q + M^2)^2} \\ & + \frac{2Q_a Q_b (4p_a \cdot p - M^2)}{(2p_a \cdot q - M^2)(2p_b \cdot q - M^2)} + \frac{2Q_a Q_c (4p_a \cdot p + M^2)}{(2p_a \cdot q - M^2)(2p_c \cdot q + M^2)} \\ & + \frac{2Q_a Q_d (4p_a \cdot p + M^2)}{(2p_a \cdot q - M^2)(2p_d \cdot q + M^2)} + \frac{2Q_b Q_c (4p_b \cdot p + M^2)}{(2p_b \cdot q - M^2)(2p_c \cdot q + M^2)} \\ & + \frac{2Q_b Q_d (4p_b \cdot p + M^2)}{(2p_b \cdot q - M^2)(2p_d \cdot q + M^2)} - \frac{2Q_c Q_d (4p_c \cdot p - M^2)}{(2p_c \cdot q + M^2)(2p_d \cdot q + M^2)} : \quad (21) \end{aligned}$$

In the a + b centre of mass, the scalar products can be written in terms of the integration variables of Eq. (19). For instance, writing  $p_a \cdot j = p_b \cdot j = p \cdot j = \frac{q}{s-4m^2}$  and the energy  $E_a = E_b = E = \frac{\sqrt{s}}{2}$ , then  $p_a \cdot p = E^2 + \vec{p} \cdot \vec{p}$ ;  $p_a \cdot q = E q - \vec{p} \cdot \vec{q} \cos_{p_a q}$ ;  $p_d \cdot q = E_d q_0 - \vec{p}_d \cdot \vec{q} \cos_{p_d q}$ ; and  $p_a \cdot p = E E_d - \vec{p} \cdot \vec{p}_d (\cos_{p_a q} \cos_{p_d q} + \sin_{p_a q} \sin_{p_d q} \sin_{p_d})$ . All other scalar products involve the above four.

On Fig. 7 we display three different curves for the cases of pn and pp scattering, at energies of 1.0, 3.0 and 4.9 GeV. We compare calculations done with Eq. (19), calculations done using Ruckl's formula with the current of Eq. (9), and calculations done using Eq. (8) together with the current of Eq. (4). The three approaches display behaviors that are quite similar and are not really remarkably different. The largest deviations occur at the lowest bombarding energies at low  $M$ . Recall that the "soft photon limit" is not really properly defined by  $M \rightarrow 0$ . Running our results through the DLS acceptance filter, in Fig. 8, one realizes that the results obtained with Eq. (19), and those obtained with Eq. (8) together with the current of Eq. (4) are very similar for the pn reactions. The only exception there is the low energy pn spectrum at low invariant masses. In the case of pp, the filter effects are such that the results with the complete phase space are lower than the previous ones at

high invariant masses. The effect of the DLS acceptance brings us to the conclusion that the position of the lepton pairs in phase space is mostly determined by the nature of the electromagnetic current, once the on-shell nucleon-nucleon cross section is fixed. The  $pp=nn$  ratio does however show some sensitivity to the treatment of phase space, as displayed in Fig. 9.

There is no question that the current of Eq. (4) is more general and appropriate for leptons than that of Eq. (9). In a given reaction the differences in dilepton invariant cross sections, before filtering, that follow the use of those two currents are not minuscule but can not be called spectacular. There is an observable that has a remarkably different behavior, whether or not the current (4) is used in calculations. We elaborate more on this in the following section.

## V. THE ANGULAR DISTRIBUTION OF BREMSTRAHLUNG DILEPTONS

We have already mentioned that the nature of the electromagnetic current for the bremsstrahlung producing hadrons will greatly affect the position of the leptons in phase space. This already became clear in our analysis of Fig. 3. Thus, it is very reasonable that the differences in currents could be highlighted in a treatment focusing on the fine points of angular distributions, for example. Angular anisotropies have recently been put forward as a means of distinguishing between competing lepton pair production sources [25]. This argument has power only if the angular distributions of those sources can reliably be calculated. Let's elaborate on this below.

Owing to collision dynamics, the polarization of the virtual photon eventually converting into a lepton pair may be such that, in the rest frame of the dilepton, the single lepton distribution may not be isotropic. This is the essence of the idea. Following [25], we write the differential cross section for emission of a lepton pair of invariant mass  $M$ , with a lepton coming out at a polar angle  $\theta$  in the rest frame of the lepton pair as

$$S(M; \theta) = \frac{d}{dM^2 d\cos\theta} = A(1 + B\cos^2\theta) : \quad (22)$$



This enables us to write the polar anisotropy coefficient,  $B$ , as

$$B = \frac{S(M; \theta = 0)}{S(M; \theta = 90)} - 1 : \quad (23)$$

Since the full phase is obviously crucial to the proper kinematics, we use the methods of the previous section. The cross section to be used in the definition of  $S$ , above, is obtained by noting that for electron-positron pair production [13],

$$q_0 \frac{d^6 \Gamma_{e^+e^-}}{dM^2 d^3 q d\tilde{\Omega}_+} = \frac{1}{4} E_+ E_- \frac{d^6 \Gamma_{e^+e^-}}{d^3 p_+ d^3 p_-} ; \quad (24)$$

where  $q_0$  is the lepton pair energy and  $\tilde{\Omega}_+$  is the solid angle element for positron emission in the rest frame of the lepton pair. With the help of the above equation, one can numerically integrate Eq. (15) into the required format. In the on-shell approximation we are using for the strong matrix element, where  $M_0$  has no dependence on  $q$ , the anisotropy coefficient  $B$  only depends on kinematics and on the electromagnetic current. Details of the strong interaction do not influence it. We have numerically confirmed this by varying the strong interaction differential cross section and observing the constancy of  $B$ .

We first investigate the polar anisotropy of the lepton distribution using the current associated with Eq. (9). The results are shown in Fig. 10. We plot the coefficient  $B$  as a function of invariant mass, for different incident kinetic energies. Those energies are 1, 2, 3, and 5 GeV. They can be readily identified in the figure by their kinematical limit moving to higher invariant mass as the beam energy grows. The calculations are for bremsstrahlung in  $pn$  collisions. Our results at 1 and 2 GeV reproduce those of Ref. [25]. Repeating the calculation with the full current of Eq. (4), we see our results change drastically, both qualitatively and quantitatively. This is now plotted in Fig. 11. The anisotropy coefficients no longer cross zero roughly together at about  $M = 0.25$  GeV. The crossing points have spread out, and an important feature is that the curves have all been shifted upwards. The anisotropy coefficients are now mostly positive, except in the high invariant mass region of the last two incident kinetic energies. Also, they in a have been shifted to higher invariant masses. Thus, it is clear that any physical interpretation relying on the angular anisotropy

of the lepton spectrum will thus depend on the details of the calculation. In this observable, the differences in electromagnetic currents clearly stand out.

For the case of pp bremsstrahlung, the use of the complete current is absolutely crucial. The current of Eq. (9) is used to compute the polar anisotropy coefficient plotted in Fig. 12. The current of Eq. (4) is used to compute the curves appearing in Fig. 13. The difference is striking. With the complete current, the pp signal bears some resemblance to its pn counterpart, whereas the current associated with real photons yields a completely different picture, both qualitatively and quantitatively.

## V I. S U M M A R Y

In summary, we have used a Lorentz-covariant and gauge-invariant formalism to calculate lepton pair production cross sections via pn and pp bremsstrahlung, in the leading term approximation. The exact squared current derived for virtual photons is suitable for any energy and for any two-body equal-mass system. With the appropriate generalizations one could apply it to an unequal-mass system and to reactions involving many-body final states. This is important and should be done. We find that using the complete current for virtual photons will produce differential dilepton cross sections that are not very different from those obtained using the real-photon current. Since the exact virtual-photon current changes the momentum distributions of the dileptons, the differences are somewhat accentuated by running the calculations through the DLS acceptance filter. However, the different phase space population associated with the different currents emerge in a much more striking fashion when plotting the polar anisotropy coefficient for leptons in the lepton pair rest frame. We feel that the lepton angular anisotropy might in fact be useful in the identification of different sources, but only once the calculations are deemed to possess the required level of reliability and precision.

We do not suggest that the DLS bremsstrahlung analyses have to be completely redone. However, larger differences in the approaches (the one based on Ruckl's formula and

the Lorentz-covariant one) do show up in the  $pp$  channel, comparing with the  $pn$  channel. Thus to pin down the various mechanisms for dilepton production more precisely and to compare quantitatively to data, it does seem necessary to scrutinize some of the previous bremsstrahlung estimates, as our results suggest that some of them might have somewhat overestimated the low-mass yields.

The relative bremsstrahlung intensities from  $pp$  and  $pn$  scattering have been an actively debated issue for some time. We provided a practical and quantitative way to illustrate this, for kinetic energies up to 6 GeV. Our results suggest that  $pp$  bremsstrahlung is quite important when the kinetic energy is higher than roughly 2 GeV.

#### Acknowledgments

We are happy to acknowledge discussions and a useful correspondence with P. Lichard. We thank him for suggesting changes in the first version of this paper. We also acknowledge useful discussions with H. Eggers and O. V. Teryaev. This work has been supported in part by the Natural Sciences and Engineering Research Council of Canada, by the FCAR fund of the Quebec Government, by a NATO Collaborative Research Grant, and by the National Science Foundation under grant number 94-03666.

#### APPENDIX : DILEPTON RADIATION FROM FOUR-FERMION INTERACTIONS

In this appendix we derive the matrix element for lepton pair radiation for a generic form of the strong four-fermion interaction, where we take all the fermions to be charged for the sake of generality. We shall use and generalize slightly the methods of Ref. [13]. Our results are in agreement with those of that reference.

We thus start with 4 diagrams like that of Fig. 1 where we consider radiation from the external lines, in both the initial and final state. Extra diagrams needed to antisymmetrize the final state can be added without problems. A little more specially, we consider a process

$$a + b \rightarrow c + d + l^+ + l^- \quad (A 1)$$

where  $a, b, c, d$  are all charged spin-1/2 fermions, and  $p_a + p_b = p_c + p_d + q$  with  $q = p_+ + p_-$ .

$\mathcal{H}$  represents the generic hadronic interaction together with external line factors ( $u^{(s)}(p)$  or  $\bar{u}^{(s)}(p)$ ) for one incoming and one outgoing fermion. For example,  $\mathcal{H}_{ca}$  includes the factors  $u^{(s_c)}(p_c)$  and  $\bar{u}^{(s_a)}(p_a)$ , whereas  $\mathcal{H}_{db}$  includes the factors  $\bar{u}^{(s_d)}(p_d)$  and  $u^{(s_b)}(p_b)$ . If we consider bremsstrahlung radiation from particle  $a$ , the Feynman amplitude for that process can be written as

$$M_a = u^{(s_-)}(p_-) (i(e) \gamma^\mu) v^{(s_+)}(p_+) \frac{ig}{q^2} \mathcal{H}_{db}(p_c, p_a - q) \frac{i}{(p - q)^2 - m_a^2} (iQ_a e \gamma^\mu) u^{(s_a)}(p_a) : \quad (A 2)$$

Generally,  $\mathcal{H}$  depends on a four values of incoming and outgoing four-momenta. We have made explicit its dependence on the four-momentum involved with the emission of the virtual photon, only. We can write

$$M_a = Q_a e L u^{(s_c)}(p_c) \mathcal{H}_{db}(p_a - q) \frac{(p - q)^\mu + m_a \gamma^\mu}{2p_a \cdot q - M^2} u^{(s_a)}(p_a) ; \quad (A 3)$$

where

$$L = \frac{e}{M^2} u^{(s_-)}(p_-) \gamma^\mu v^{(s_+)}(p_+) : \quad (A 4)$$

Similarly, for bremsstrahlung radiation from particle  $b, c$  and  $d$ ,

$$M_b = Q_b e L u^{(s_d)}(p_d) \mathcal{H}_{ca}(p_b - q) \frac{(p - q)^\mu + m_b \gamma^\mu}{2p_b \cdot q - M^2} u^{(s_b)}(p_b) ; \quad (A 5)$$

$$M_c = Q_c e L u^{(s_c)}(p_c) \frac{(p + q)^\mu + m_c \gamma^\mu}{2p_c \cdot q + M^2} \mathcal{H}_{db}(p_c + q) u^{(s_a)}(p_a) ; \quad (A 6)$$

and

$$M_d = Q_d e L u^{(s_d)}(p_d) \frac{(p + q)^\mu + m_d \gamma^\mu}{2p_d \cdot q + M^2} \mathcal{H}_{ca}(p_d + q) u^{(s_b)}(p_b) : \quad (A 7)$$

Examine  $M_a$ . Using the Dirac equation with gamma-matrix algebra, one can show that

$$(\not{p} - \not{q} + m_a) u^{(s_a)}(p_a) = 2p_a - q - \frac{1}{2} [\not{q}; \not{p}] u^{(s_a)}(p_a) : \quad (\text{A } 8)$$

Hence,

$$M_a = eL u^{(s_c)}(p_c) \not{p}_a - q - \frac{Q_a (2p_a - q)}{2(p_a - q - M^2)} - \frac{Q_a [\not{p}; \not{q}]}{2(2p_a - q - M^2)} u^{(s_a)}(p_a) : \quad (\text{A } 9)$$

Similar expressions are derived for the other matrix elements. The matrix element for reaction  $a + b \rightarrow c + d + l^+ + l^-$  is

$$M = M_a + M_b + M_c + M_d : \quad (\text{A } 10)$$

In order to identify the terms order-by-order in  $q$ , one needs to go to next to leading order. This is because of the fact that in the case of radiating fermions, the radiations from the external legs contain the leading order part and also contain some next-to-leading order contributions [14]. One then systematically has to go to the next order to collect the missing pieces of the amplitude that will restore gauge invariance. To next-to-leading order one can then write

$$(\not{p}_i - \not{q}) = -q \frac{\partial}{\partial p_i} : \quad (\text{A } 11)$$

Also, in the spirit of the above discussion, we introduce the electromagnetic contact term associated with the  $i^{\text{th}}$  fermion line leaving the strong interaction core

$$C_i = eQ_i \frac{\partial}{\partial p_i} : \quad (\text{A } 12)$$

Then we have, up to leading and next-to-leading order in  $q$ ,

$$M = J u^{(s_c)}(p_c) \not{p}_a - q - \frac{Q_a (2p_a - q)}{2(p_a - q - M^2)} + u^{(s_c)}(p_c) K_{db} u^{(s_a)}(p_a) + u^{(s_d)}(p_d) K_{ca} u^{(s_b)}(p_b) \quad (\text{A } 13)$$

with

$$u^{(s_c)}(p_c) \not{p}_a - q - \frac{Q_a (2p_a - q)}{2(p_a - q - M^2)} + u^{(s_d)}(p_d) K_{ca} u^{(s_b)}(p_b) = M_0(s_a; s_b; s_c; s_d) : \quad (\text{A } 14)$$

In Eq. (A13), the current  $J$  is defined as in Eq. (4), and  $M_0(s_a; s_b; s_c; s_d)$  is the matrix element for the hadronic on-shell scattering where  $p_a(s_a) + p_b(s_b) \rightarrow p_c(s_c) + p_d(s_d)$ . The momentum labelling of  $M_0$  has been suppressed for simplicity. Also,

$$K_{db} = \frac{Q_a}{4p_a} q_{db} [ \dots ; q ] + \frac{Q_c}{4p_c} q [ \dots ; q ]_{db} \\ + Q_a g q + g q \frac{p_a; \ell_{db}}{p_a q p_a} \\ + Q_c g q g q \frac{p_c; \ell_{db}}{p_c q p_c}; \quad (A15)$$

and

$$K_{ca} = \frac{Q_b}{4p_b} q_{ca} [ \dots ; q ] + \frac{Q_d}{4p_d} q [ \dots ; q ]_{ca} \\ + Q_b g q + g q \frac{p_b; \ell_{ca}}{p_b q p_b} \\ + Q_d g q g q \frac{p_d; \ell_{ca}}{p_d q p_d}; \quad (A16)$$

Squaring the net matrix element, we sum over the final state spins and average over the initial state ones and obtain

$$\frac{1}{4} \sum_{s_a, s_b, s_c, s_d} \overline{M^2} = e^2 J J \overline{M_0^2} + H \sum_{s_a, s_b} L L^\gamma = \overline{M^2}; \quad (A17)$$

where

$$\frac{1}{4} \sum_{s_a, s_b, s_c, s_d} \overline{M_0^2} = \overline{M_0^2}; \quad (A18)$$

$$H = J \left[ \frac{1}{2} A + A^\gamma + \frac{1}{2} B + B^\gamma + (\dots) \right]; \quad (A19)$$

$$A = \frac{1}{4} \text{Tr}[(\not{p} + m_c)_{db} (\not{p} + m_a) K_{db}^0]; \quad (A20)$$

$$A^\gamma = \frac{1}{4} \text{Tr}[(\not{p} + m_c) K_{db} (\not{p} + m_a) K_{db}^0]; \quad (A21)$$

and

$$B = \frac{1}{4} \text{Tr}[(\not{p} + m_d) \gamma_{ca} (\not{p} + m_b) K_{ca}^0] : \quad (\text{A } 22)$$

We have further defined

$$\begin{aligned} K_{db}^0 = & \frac{Q_a}{4p_a} \gamma_{db}^0 + \frac{Q_c}{4p_c} \gamma_{db}^0 \\ & + \frac{Q_a}{p_a} g_{db} + g_{db} \frac{p_{a;}}{p_a} \frac{\not{e}_{db}^0}{\not{e} p_a} \\ & + Q_c g_{db} + g_{db} \frac{p_{c;}}{p_c} \frac{\not{e}_{db}^0}{\not{e} p_c} ; \end{aligned} \quad (\text{A } 23)$$

and

$$\begin{aligned} K_{ca}^0 = & \frac{Q_b}{4p_b} \gamma_{ca}^0 + \frac{Q_d}{4p_d} \gamma_{ca}^0 \\ & + \frac{Q_b}{p_b} g_{ca} + g_{ca} \frac{p_{b;}}{p_b} \frac{\not{e}_{ca}^0}{\not{e} p_b} \\ & + Q_d g_{ca} + g_{ca} \frac{p_{d;}}{p_d} \frac{\not{e}_{ca}^0}{\not{e} p_d} ; \end{aligned} \quad (\text{A } 24)$$

where

$$C^0 = \gamma_{ca}^0 \gamma_{db}^0 : \quad (\text{A } 25)$$

Next, combining the traces, one can write

$$\begin{aligned} & \text{Tr}[(\not{p} + m_c) \gamma_{db} (\not{p} + m_a) K_{db}^0] + \text{Tr}[(\not{p} + m_c) K_{db} (\not{p} + m_a) \gamma_{db}^0] \\ & = D + E ; \end{aligned} \quad (\text{A } 26)$$

where

$$\begin{aligned} D = & \frac{Q_a}{p_a} p_{a;db} g_{db} + g_{db} \frac{p_{a;}}{p_a} \frac{\not{e}_{db}^0}{\not{e} p_a} \\ & + (\not{p} + m_c) \gamma_{db} (\not{p} + m_a) \gamma_{db}^0 + (\not{p} + m_c) K_{db} (\not{p} + m_a) \gamma_{db}^0 \\ & + (\not{p} + m_c) \gamma_{db} (\not{p} + m_a) \frac{\not{e}_{db}^0}{\not{e} p_a} ; \end{aligned} \quad (\text{A } 27)$$

and

$$\begin{aligned}
E &= \frac{Q_c}{p_c} p_c; \quad g \quad q \quad g \quad q \\
&\text{Tr} \left( \begin{smallmatrix} 0 \\ db \end{smallmatrix} \quad db \left( \begin{smallmatrix} p+m_a \end{smallmatrix} \right) + \left( \begin{smallmatrix} p+m_c \end{smallmatrix} \right) \frac{\partial_{db}}{\partial p_c} \left( \begin{smallmatrix} p+m_a \end{smallmatrix} \right) \begin{smallmatrix} 0 \\ db \end{smallmatrix} \right. \\
&\quad \left. + \left( \begin{smallmatrix} p+m_c \end{smallmatrix} \right) db \left( \begin{smallmatrix} p+m_a \end{smallmatrix} \right) \frac{\partial_{db}}{\partial p_c} : \right. \quad (A 28)
\end{aligned}$$

Similarly,

$$\begin{aligned}
&\text{Tr}[(\begin{smallmatrix} p+m_d \end{smallmatrix})_{ca} (\begin{smallmatrix} p+m_b \end{smallmatrix}) K_{ca}^0] + \text{Tr}[(\begin{smallmatrix} p+m_d \end{smallmatrix}) K_{ca} (\begin{smallmatrix} p+m_b \end{smallmatrix}) \begin{smallmatrix} 0 \\ ca \end{smallmatrix}] \\
&= F + G ; \quad (A 29)
\end{aligned}$$

where

$$\begin{aligned}
F &= \frac{Q_b}{p_b} p_b; \quad g \quad q + g \quad q \\
&\text{Tr} \left( \begin{smallmatrix} p+m_d \end{smallmatrix} \right) \frac{\partial_{ca}}{\partial p_b} \left( \begin{smallmatrix} p+m_b \end{smallmatrix} \right) \begin{smallmatrix} 0 \\ ca \end{smallmatrix} + \left( \begin{smallmatrix} p+m_d \end{smallmatrix} \right)_{ca} \begin{smallmatrix} 0 \\ ca \end{smallmatrix} \\
&\quad + \left( \begin{smallmatrix} p+m_d \end{smallmatrix} \right)_{ca} \left( \begin{smallmatrix} p+m_b \end{smallmatrix} \right) \frac{\partial_{ca}}{\partial p_b} ; \quad (A 30)
\end{aligned}$$

and

$$\begin{aligned}
G &= \frac{Q_d}{p_d} p_d; \quad g \quad q \quad g \quad q \\
&\text{Tr} \left( \begin{smallmatrix} 0 \\ ca \end{smallmatrix} \quad ca \left( \begin{smallmatrix} p+m_b \end{smallmatrix} \right) + \left( \begin{smallmatrix} p+m_d \end{smallmatrix} \right) \frac{\partial_{ca}}{\partial p_d} \left( \begin{smallmatrix} p+m_b \end{smallmatrix} \right) \begin{smallmatrix} 0 \\ ca \end{smallmatrix} \right. \\
&\quad \left. + \left( \begin{smallmatrix} p+m_d \end{smallmatrix} \right)_{ca} \left( \begin{smallmatrix} p+m_b \end{smallmatrix} \right) \frac{\partial_{ca}}{\partial p_d} : \right. \quad (A 31)
\end{aligned}$$

Now ,

$$\frac{1}{4} \sum_{s_a, s_b, s_c, s_d}^X \mathcal{M}_{0j}^2 = R \text{ or } S \quad (A 32)$$

where

$$R = \frac{1}{4} \text{Tr}[(\begin{smallmatrix} p+m_d \end{smallmatrix})_{ca} (\begin{smallmatrix} p+m_b \end{smallmatrix}) \begin{smallmatrix} 0 \\ ca \end{smallmatrix}] ; \quad (A 33)$$

and

$$S = \frac{1}{4} \text{Tr}[(\begin{smallmatrix} p+m_c \end{smallmatrix})_{db} (\begin{smallmatrix} p+m_a \end{smallmatrix}) \begin{smallmatrix} 0 \\ db \end{smallmatrix}] : \quad (A 34)$$



Therefore,

$$\begin{aligned} \overline{\mathcal{M}_0^2} = \frac{1}{4} \text{Tr} & \left( (\not{p} + m_c) \frac{\not{\epsilon}_{db}}{\not{p}_a} (\not{p} + m_a) \not{\epsilon}_{db} + (\not{p} + m_c) \not{\epsilon}_{db} \not{\epsilon}_{db} \right. \\ & \left. + (\not{p} + m_c) \not{\epsilon}_{db} (\not{p} + m_a) \frac{\not{\epsilon}_{db}}{\not{p}_a} \right); \end{aligned} \quad (\text{A } 35)$$

$$\begin{aligned} \overline{\mathcal{M}_0^2} = \frac{1}{4} \text{Tr} & \left( (\not{p} + m_d) \frac{\not{\epsilon}_{ca}}{\not{p}_b} (\not{p} + m_b) \not{\epsilon}_{ca} + (\not{p} + m_d) \not{\epsilon}_{ca} \not{\epsilon}_{ca} \right. \\ & \left. + (\not{p} + m_d) \not{\epsilon}_{ca} (\not{p} + m_b) \frac{\not{\epsilon}_{ca}}{\not{p}_b} \right); \end{aligned} \quad (\text{A } 36)$$

$$\begin{aligned} \overline{\mathcal{M}_0^2} = \frac{1}{4} \text{Tr} & \left( \not{\epsilon}_{db} \not{\epsilon}_{db} (\not{p} + m_a) + (\not{p} + m_c) \frac{\not{\epsilon}_{db}}{\not{p}_c} (\not{p} + m_a) \not{\epsilon}_{db} \right. \\ & \left. + (\not{p} + m_c) \not{\epsilon}_{db} (\not{p} + m_a) \frac{\not{\epsilon}_{db}}{\not{p}_c} \right); \end{aligned} \quad (\text{A } 37)$$

and

$$\begin{aligned} \overline{\mathcal{M}_0^2} = \frac{1}{4} \text{Tr} & \left( \not{\epsilon}_{ca} \not{\epsilon}_{ca} (\not{p} + m_d) + (\not{p} + m_d) \frac{\not{\epsilon}_{ca}}{\not{p}_d} (\not{p} + m_b) \not{\epsilon}_{ca} \right. \\ & \left. + (\not{p} + m_d) \not{\epsilon}_{ca} (\not{p} + m_b) \frac{\not{\epsilon}_{ca}}{\not{p}_d} \right); \end{aligned} \quad (\text{A } 38)$$

Finally,

$$\begin{aligned} \overline{\mathcal{M}^2} = e^2 \sum_{s_+, s} & L^x L^y \sum_h \overline{\mathcal{M}_0^2} + \frac{1}{2} \sum_{i,j} \frac{Q_i Q_j^0}{(\not{p}_i - \not{q})(\not{p} - \not{q})} \not{p}_i \frac{\overline{\mathcal{M}_0^2}}{\not{p}_i} \\ & + (\dots) \not{q} \end{aligned} \quad (\text{A } 39)$$

where the sum in the second term runs over all fermions and  $Q_j^0 = Q_j$  for the incoming fermions and  $Q_j^0 = -Q_j$  for the outgoing fermions. The first term will lead over the second one, in an expansion in powers of the virtual photon four-momentum. The above equation, together with

$$\sum_{s_+, s} L^x L^y = L^x; \quad (\text{A } 40)$$

proves Eq. (3).

## REFERENCES

- [1] See, for example, Proceedings of the Workshop on Dilepton Production in Relativistic Heavy Ion Collisions, March 2-4, 1994, GSI, Darmstadt, Germany; edited by H. Bockmeyer.
- [2] G. Roche et al., Phys.Rev.Lett. 61, 1069 (1988); G. Roche et al., Phys. Lett. B 226, 228 (1989); C. Naudet et al., Phys. Rev. Lett. 62, 2652 (1989).
- [3] L. Xiong, Z.G. Wu, C.M. Ko and J.Q. Wu, Nucl. Phys. A 512, 772 (1990).
- [4] G. Wolf, G. Batko, W. Cassing, U. Mosel, K. Niita and M. Schafer, Nucl. Phys. A 517, 615 (1990).
- [5] Kevin Haglin and Charles Gale, Phys. Rev. C 49, 401 (1994).
- [6] W. K. Wilson et al., Phys. Lett. B 316, 245 (1993).
- [7] Kevin Haglin, Joseph Kapusta, and Charles Gale, Phys Lett. B 224, 433 (1989).
- [8] M. Schafer, T. S. Biro, W. Cassing, and U. Mosel, Phys. Lett. B 221, 1 (1989).
- [9] Kevin L. Haglin, Ann. Phys. (N.Y.) 212, 84 (1991).
- [10] L. A. Winkemann, H. Stocker and W. Greiner, Phys. Lett. B 298, 22 (1993).
- [11] See, for example, J. D. Bjorken and S. D. Drell, Relativistic Quantum Mechanics (McGraw-Hill, New York, 1964).
- [12] R. Ruckl, Phys. Lett. B 64, 39 (1976).
- [13] P. Lichard, Preprint SUNY-NTG-94-16 and Physical Review D, in press.
- [14] V. Balek, N. Pisuova and J. Pisut, Acta Phys. Slovaca 41, 224 (1991).
- [15] C. Gale and J. Kapusta, Phys. Rev. C 35, 2107 (1987).
- [16] C. Gale and J. Kapusta, Phys Rev. C 40, 2397 (1989).

- [17] E. Byckling and K. Kajantie, Particle Kinematics (Wiley, New York, 1973).
- [18] L. Xiong, J. Q. Wu, Z. G. Wu, C. M. Ko, and J. H. Shi, Phys. Rev. C 41, R1355 (1990).
- [19] K. Haglin, C. Gale, and V. Emelyanov, Phys. Rev. D 47, 973 (1993).
- [20] J. Cleymans, V. V. Goloviznin, and K. Redlich, Phys. Rev. D 47, 989 (1993).
- [21] R. Tabti, H. Eggers, and C. Gale, in preparation.
- [22] R. L. Hatch, Ph.D. Thesis, California Institute of Technology, 1980, (unpublished).
- [23] We have used DLS `filter` version 2.0, provided by the experimental collaboration.
- [24] A. I. Titov, B. Kampfer, and E. L. Bratkovskaya, JINR preprint E2-94-57, 1994.
- [25] E. L. Bratkovskaya, O. V. Teryaev, and V. D. Toneev, preprint DOE/ER/40561-167-INT 94-15-01, 1994.

## FIGURES

FIG .1. The leading contributions for dilepton radiation in the reaction  $a + b \rightarrow c + d + e^+ e^-$ .

FIG .2. The ratio  $R = J_{\text{virtual}}^2 / J_{\text{real}}^2$  and its dependence on the center-of-mass dilepton momentum  $q = |\vec{q}|$  and hadron scattering angle  $\theta$  for (a) pn, and (b) pp processes at kinetic energy 4.9 GeV and invariant mass  $M = 0.2$  GeV.

FIG .3. The ratio of the differential cross section  $R_1 = \left( \frac{d}{dM^2 d^3q} \right)_{\text{virtual}} / \left( \frac{d}{dM^2 d^3q} \right)_{\text{real}}$  as a function of the center-of-mass dilepton momentum  $q$  for (a) np, and (b) pp processes, at kinetic energy 4.9 GeV and for dilepton invariant masses  $M = 0.01, 0.2, 0.6$  and  $0.8$  GeV, respectively.

FIG .4. The differential cross section for dilepton production from (a) pn and (b) pp collisions versus the dilepton invariant mass  $M$ . The solid lines are results using the virtual photon formalism described in the text, the dotted lines are the results obtained using Ruckl's formula together with the current for real photons. Results for kinetic energies  $E_{\text{kin}} = 1.0, 3.0$ , and  $4.9$  GeV are shown. For clarity of presentation, the results have been multiplied by a scaling factor. The scaling factor is 1 at 1 GeV, 10 at 3.0 GeV and 100 at 4.9 GeV.

FIG .5. The same as in Fig. 4, but with the correction of the acceptance filter. The solid symbols are with the formalism of Eq. (8) together with the current of Eq. (4), while the open symbols are the results of using Ruckl's formula together with the current for real photons.

FIG .6. The ratio of dilepton production cross sections in pp and np reactions,  $R = \left( \frac{d}{dM} \right)_{\text{pp}} / \left( \frac{d}{dM} \right)_{\text{pn}}$ , as a function of invariant mass  $M$  at kinetic energies 1.0, 2.0, 3.0 and 4.9 GeV, from bottom to top.

FIG .7. We plot the differential cross section for production of lepton pairs of invariant  $M$  in the cases of pn (left panel) and pp collisions (right panel) at incident kinetic energies of 1, 3, and 4.9 GeV (bottom to top curves, respectively). The full curves represent calculations done with Eq. (19), the short-dashed curves are generated with the formula of Ruckl, together with the current for real photons, and the long-dashed curves are done using Eq. (8) together with the current of Eq. (4). The scaling factors are as in Fig. 4.

FIG .8. The same as Fig. 7, but with the DLS acceptance corrections. The open triangles are the results of using Ruckl's formula together with the current for real photons. The open circles are associated with Eq. (8) together with the current of Eq. (4). The solid triangles are generated with Eq. (19).

FIG .9. Same caption as Fig. 6, only this time the complete phase space approach of section IV is used.

FIG .10. We plot the polar anisotropy coefficient, as defined in the text, against lepton pair invariant mass for incident kinetic energies of 1, 2, 3, and 5 GeV in pn collisions. We use the current of Eq. (9).

FIG .11. Same caption as Fig. 10. We use here the current of Eq. (4).

FIG .12. Same caption as Fig. 10, but for pp collisions.

FIG .13. Same caption as Fig. 11, but for pp collisions.

This figure "fig1-1.png" is available in "png" format from:

<http://arxiv.org/ps/nucl-th/9501015v1>

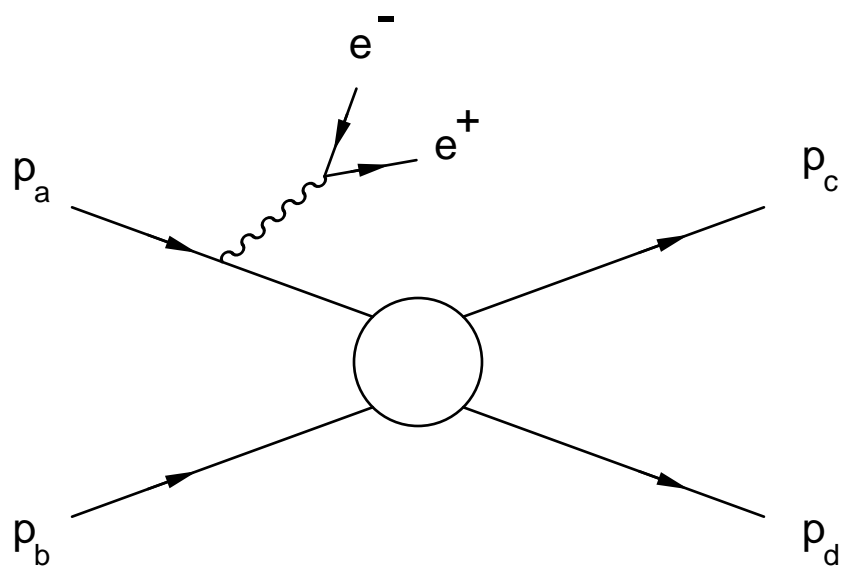
This figure "fig2-1.png" is available in "png" format from:

<http://arxiv.org/ps/nucl-th/9501015v1>

This figure "fig3-1.png" is available in "png" format from:

<http://arxiv.org/ps/nucl-th/9501015v1>





+ contributions from  
other charged lines

Figure 1

This figure "fig1-2.png" is available in "png" format from:

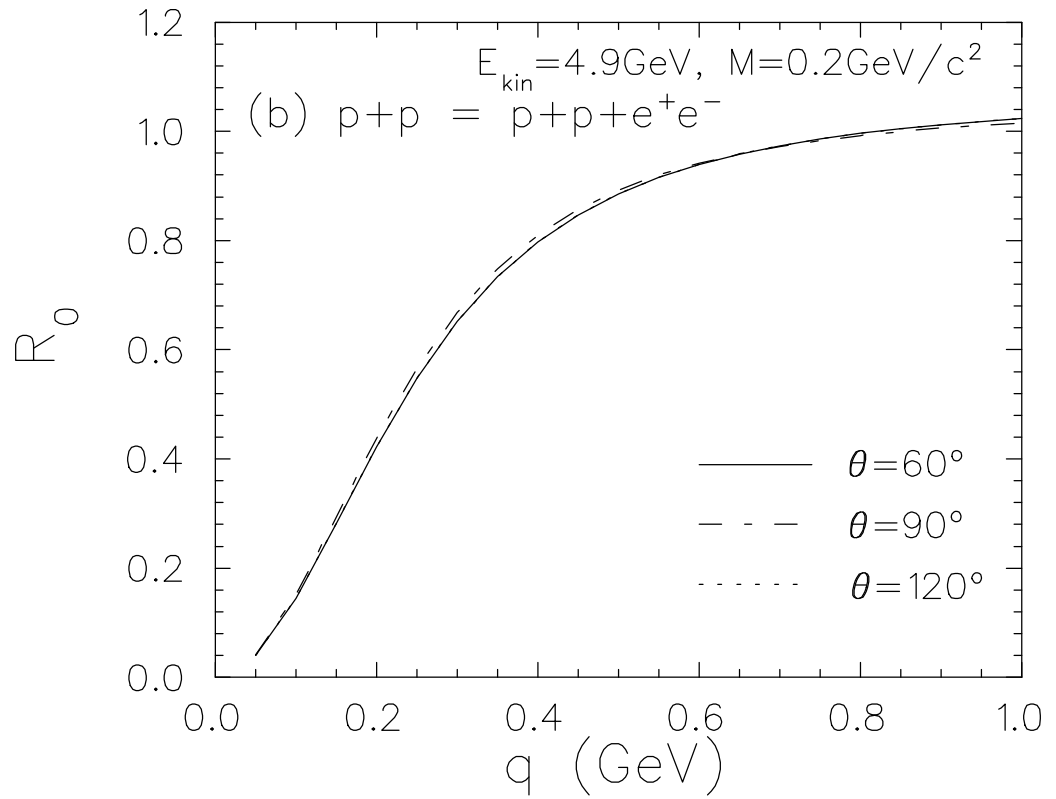
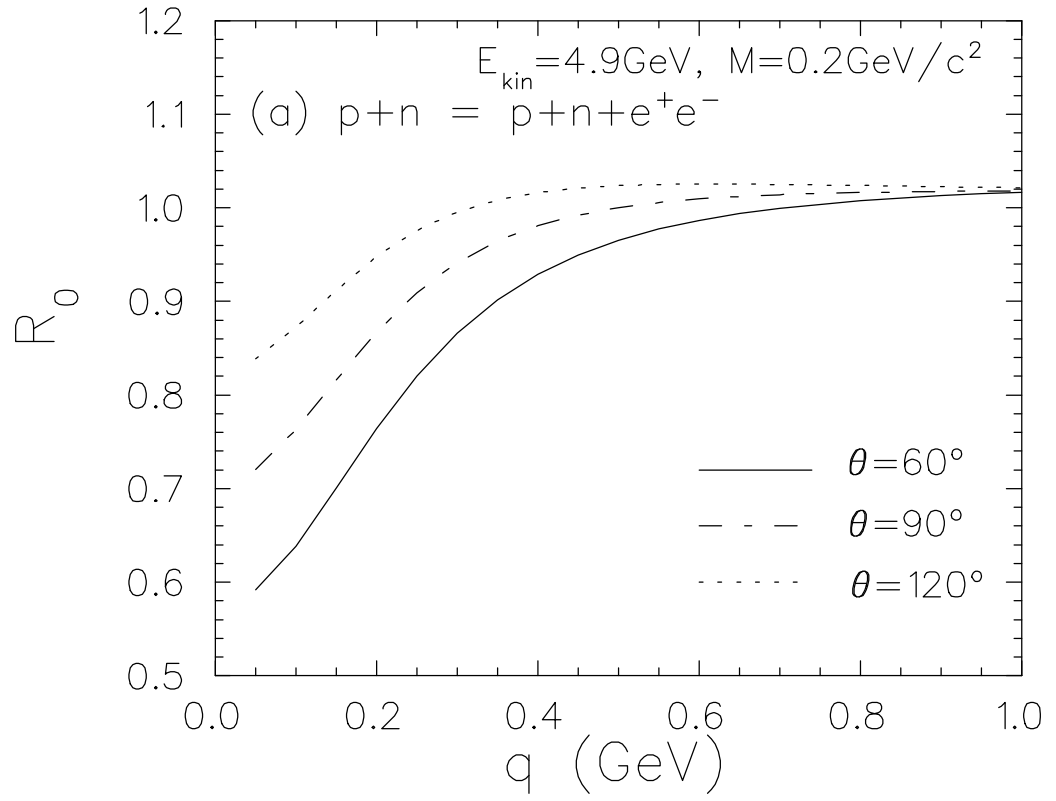
<http://arxiv.org/ps/nucl-th/9501015v1>

This figure "fig2-2.png" is available in "png" format from:

<http://arxiv.org/ps/nucl-th/9501015v1>

This figure "fig3-2.png" is available in "png" format from:

<http://arxiv.org/ps/nucl-th/9501015v1>



This figure "fig1-3.png" is available in "png" format from:

<http://arxiv.org/ps/nucl-th/9501015v1>

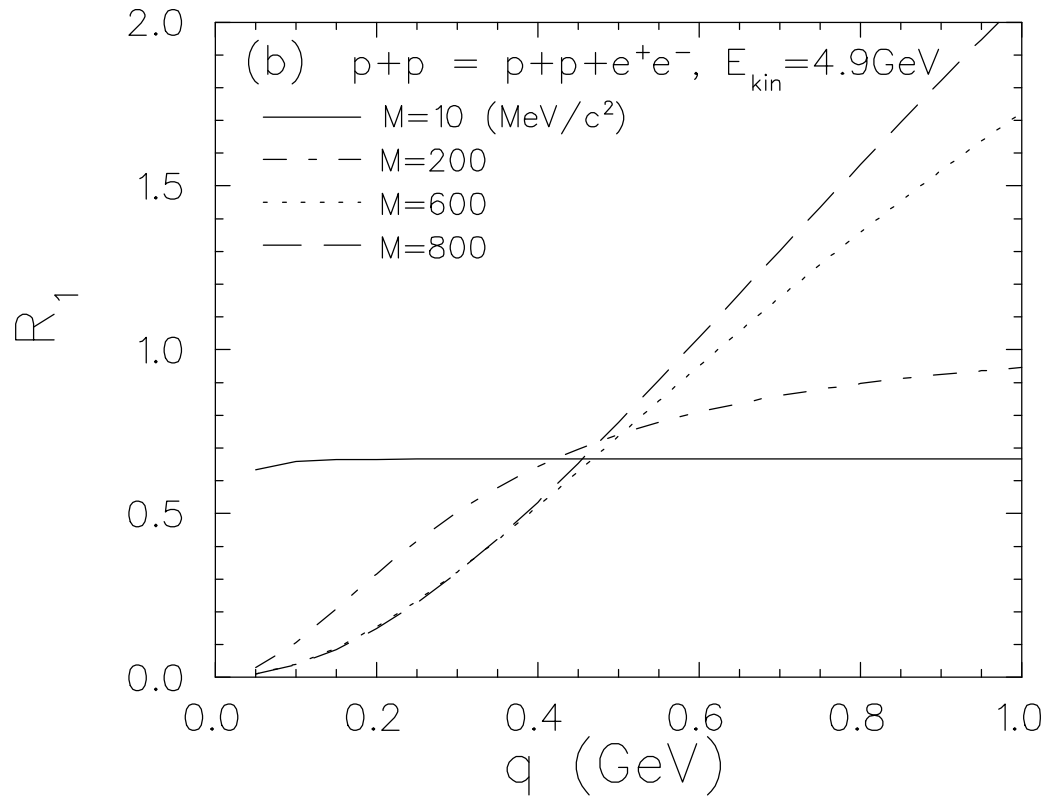
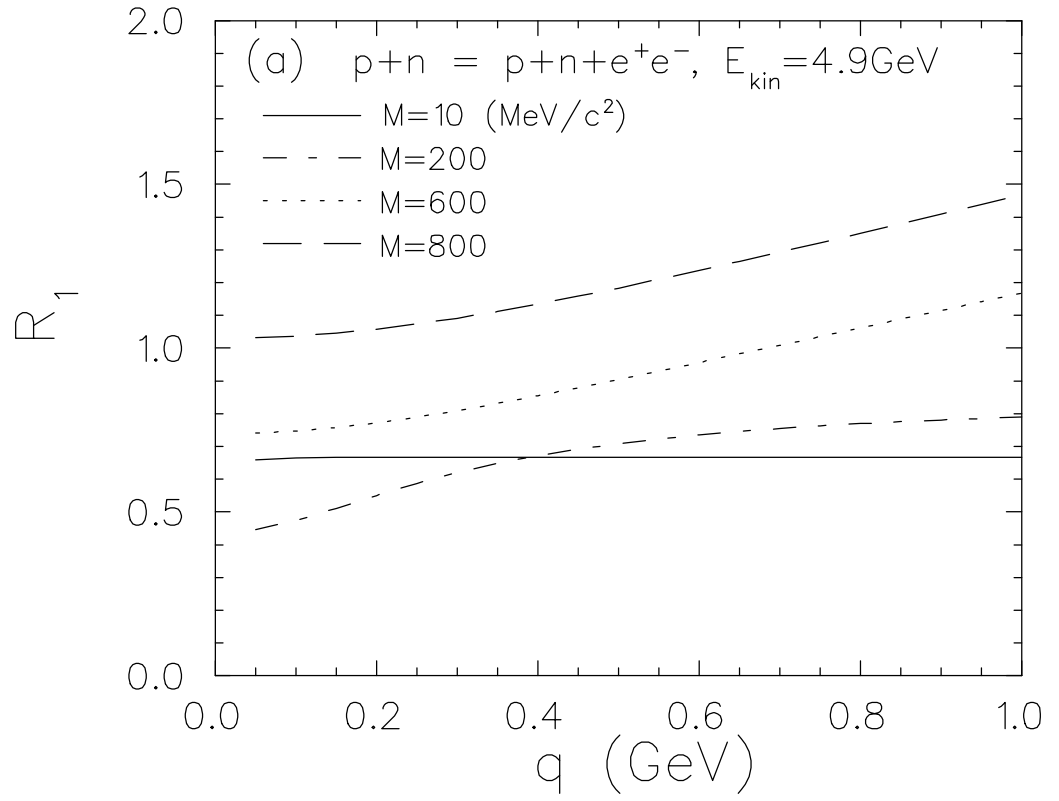
This figure "fig2-3.png" is available in "png" format from:

<http://arxiv.org/ps/nucl-th/9501015v1>

This figure "fig3-3.png" is available in "png" format from:

<http://arxiv.org/ps/nucl-th/9501015v1>



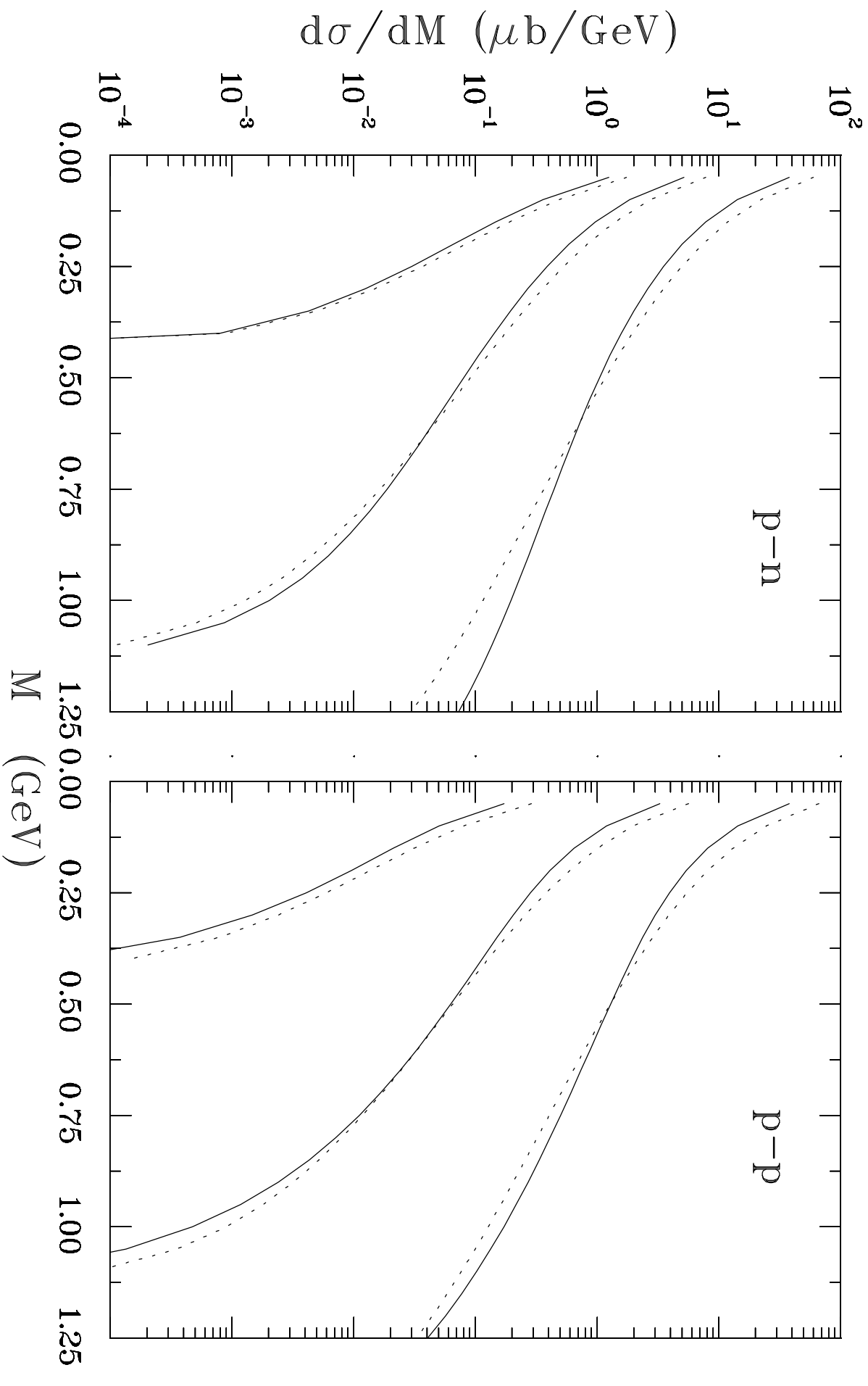


This figure "fig1-4.png" is available in "png" format from:

<http://arxiv.org/ps/nucl-th/9501015v1>

This figure "fig2-4.png" is available in "png" format from:

<http://arxiv.org/ps/nucl-th/9501015v1>



This figure "fig1-5.png" is available in "png" format from:

<http://arxiv.org/ps/nucl-th/9501015v1>

This figure "fig2-5.png" is available in "png" format from:

<http://arxiv.org/ps/nucl-th/9501015v1>

