

Oscillations of a solid sphere falling through a worm like micellar fluid

Anandhan Jayaraman and Andrew Belmonte

The W. G. Pritchard Laboratories, Department of Mathematics,
Pennsylvania State University, University Park, PA 16802

(Dated: April 17, 2024)

We present an experimental study of the motion of a solid sphere falling through a worm like micellar fluid. While smaller or lighter spheres quickly reach a terminal velocity, larger or heavier spheres are found to oscillate in the direction of their falling motion. The onset of this instability correlates with a critical value of the velocity gradient scale $\approx 1 \text{ s}^{-1}$. We relate this condition to the known complex rheology of worm like micellar fluids, and suggest that the unsteady motion of the sphere is caused by the formation and breaking of flow-induced structures.

PACS numbers: 47.50.+d, 83.50.Jf, 83.60.Wc

A sphere falling through a viscous Newtonian fluid is a classic problem in fluid dynamics, first solved mathematically by Stokes in 1851 [1]. Stokes provided a formula for the drag force F experienced by a sphere of radius R when moving at constant speed V_0 through a fluid with viscosity η : $F = 6\pi\eta RV_0$. The simplicity of the falling sphere experiment has meant that the viscosity can be measured directly from the terminal velocity V_0 , using a modified Stokes drag which takes into account wall effects [2]. The falling sphere experiment has also been used to study the viscoelastic properties of many polymeric (non-Newtonian) fluids [3, 4, 5]. In general, a falling sphere in a non-Newtonian fluid always approaches a terminal velocity, though sometimes with an oscillating transient [6, 7, 8]. In this paper we present evidence that a sphere falling in a worm like micellar solution does not seem to approach a steady terminal velocity; instead it undergoes continual oscillations as it falls, as shown in Fig. 1.

A worm like micellar fluid is an aqueous solution in which amphiphilic (surfactant) molecules self-assemble in the presence of NaSal into long tubelike structures, or worms [9]; these micelles can sometimes be as long as 1 μm [10]. Most worm like micellar solutions are viscoelastic, and at low shear rates their rheological behavior is very similar to that of polymer solutions. However, unlike polymers, which are held together by strong covalent bonds, the micelles are held together by relatively weak entropic and screened electrostatic forces, and hence can break under shear. In fact, under equilibrium conditions these micelles are constantly breaking and reforming, providing a new mechanism for stress relaxation [11].

The nonlinear rheology of these micellar fluids can be very different from standard polymer solutions [11, 12, 13]. Several observations of new phenomena have been reported, including shear thickening [14, 15], a stress plateau in steady shear rheology [16, 17], and flow instabilities such as shear banding [18]. Bandyopadhyay et al. have observed chaotic fluctuations in the stress when a worm like micellar solution is subjected to a step shear rate above a certain critical value (in the plateau region of stress-shear rate curve) [19]. A shear-induced transition from an isotropic to a nematic micellar ordering has also been observed [20].

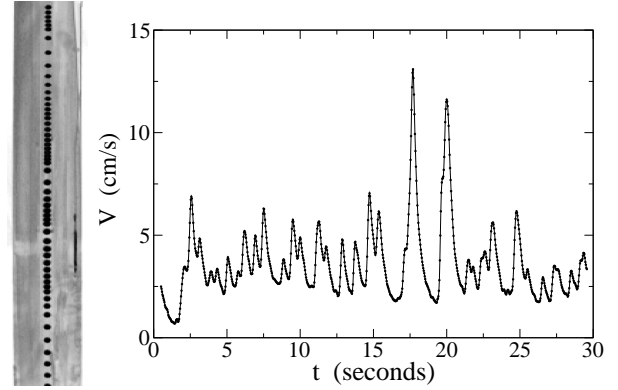


FIG. 1: a) Collage of video images showing the descent of a $3=16^{00}$ diameter sphere in an aqueous solution of 6.0 mM CTAB/NaSal (image shown is 50 cm in height, with $\Delta t = 0.13 \text{ s}$); b) velocity vs. time for a $1=4^{00}$ diameter sphere falling through 9.0 mM CTAB/NaSal.

There is increasing experimental evidence relating the onset of some of these interesting rheological phenomena to the formation of mesoscale aggregations, the so-called "shear-induced structures" (SIS) [13, 21]. These structures have now been imaged directly in worm like micellar fluids using electron microscopy [22]. Recent experiments have correlated the formation of SIS with the occurrence of shear thickening [15] and shear banding [23]. Also, visual observations have shown that the growth of SIS is followed by their tearing or breaking, after which they grow again [15, 24].

Recently, oscillations in the shape and velocity of a rising bubble have been observed in the worm like micellar system cetyltrimethylammonium bromide (CTAB) / sodium salicylate (NaSal), for concentrations from 8–11 mM [25]. These oscillations occur when the bubble volume is greater than a certain critical value; small bubbles, which remain spherical or ellipsoidal, do not oscillate. The bubble develops a cusp as it rises through the solution. At the moment of cusp formation, the bubble suddenly "jumps" releasing the cusp. A strong negative wake [26] is observed behind the bubble after every jump. Similar dynamics are also observed in other worm like mi-

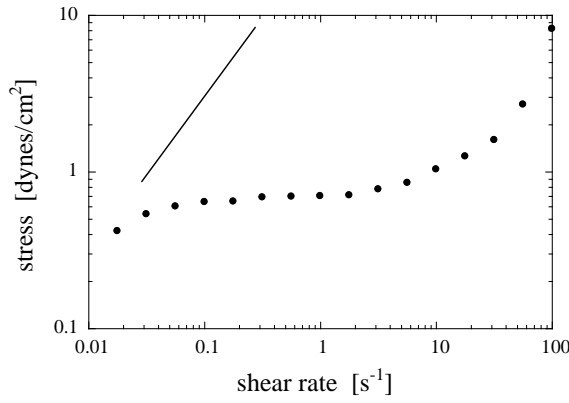


FIG. 2: Shear rheology of the 9mM CTAB/NaSal worm like micellar solution: stress vs. shear rate data obtained using a Couette rheometer at 30 °C. For comparison, the straight line indicates the scaling of a Newtonian fluid (linear).

cellular systems [27].

The fact that shape oscillations are coupled with the velocity oscillations of the bubble suggests that the oscillations are caused by surface tension effects. The observations presented here, that a solid sphere also oscillates while falling through a CTAB/NaSal solution, indicate that such oscillations are not due to surface tension or cusp-like tails [25]. We conjecture that the oscillations are due to the formation of flow-induced structures in the combined shear and extensional flow around the sphere.

Experimental Setup and Results. Our study focuses on the micellar system CTAB/NaSal [15, 16, 28], one of several aqueous solutions containing the organic salt sodium salicylate (NaSal), which facilitates the formation of long tubular "worm like" micelles of cationic surfactants [29]. The CTAB and NaSal used here are obtained from Aldrich, and dissolved in distilled deionized water without further purification. The fluids are mixed for several days, then allowed to settle for a day before use. We restrict our solutions to the molar ratio 1:1 [28], and have found that only for a range of concentrations around 10 mM can we obtain a low Reynolds number flow which is still experimentally convenient to use. All data presented here are for 9.0 mM equimolar CTAB/NaSal solutions (except for Fig. 1a, which is for 6.0 mM CTAB/NaSal). At this concentration, the solution is known to form worm like micelles [15].

The shear rheology of our fluid was investigated using a concentric Couette rheometer (Rheometrics RFS III). The steady state stress is shown as a function of applied shear rate in Fig. 2. On this log-log plot, a linear slope is superimposed for comparison – the fluid is clearly non-Newtonian in shear [5]. Additionally, the fluid shows a plateau in the stress over a range of shear rates (approximately from 0.2 to 2 s⁻¹), a characteristic of worm like micellar fluids [10, 30].

Our experimental setup consists of a tall cylindrical cell with inner diameter $D = 9$ cm and length $L = 120$ cm,

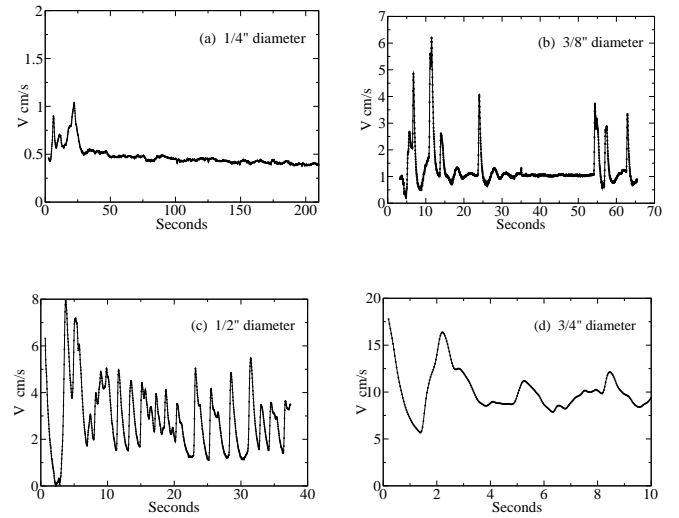


FIG. 3: The velocity of delrin spheres with diameters of a) 1/4", b) 3/8", c) 1/2", and d) 3/4".

filled with the experimental fluid. For all of our spheres $d/D = 0.21$, where d is the diameter of the sphere. The cell is enclosed in a 120 cm high box, and recirculating water in this surrounding volume is used to control the temperature of the fluid. Our experiments are performed at $T = 30.0$ °C. The spheres (made of nylon, delrin, or teflon) are dropped in the center of the tube using tweezers, and allowed to fall through 10 cm before data is taken. The fluid was allowed to relax for at least 60 minutes between each drop. The motion of the sphere is captured by a CCD camera and the movie is stored digitally in a computer. An in-house image analysis program is then used to extract the velocity vs time data of the falling sphere from the digital images.

While small spheres reach a terminal velocity after some transient oscillations (Fig. 3a), spheres of larger size do not seem to approach a terminal velocity – they oscillate as they fall (Fig. 3b-d). These oscillations are not perfectly periodic, displaying some irregularity. However, an average frequency can be defined as the number of oscillations over the entire fall divided by the time taken. The average frequency of oscillations increases with the radius or volume of the sphere, as was also observed for the oscillations of a rising bubble [25]. Although the amplitude of these velocity oscillations vary widely for a given sphere, the oscillations show a common characteristic of a sudden acceleration and a relatively slower deceleration. At the moment of each acceleration, a strong negative wake [26] is visually observed as a recoil in the fluid, as if the fluid were letting go of the sphere.

For a sphere of fixed radius, there is a transition to nontransient oscillations as the density of the sphere is increased. As seen in Fig. 4, a delrin sphere (density = 1.35 g/cm³) with $d = 3/16$ does not oscillate, however a teflon sphere ($\rho = 2.17$ g/cm³) of the same diameter does oscillate. If however the sphere is very large or heavy, it falls through the fluid very fast, with less well-defined

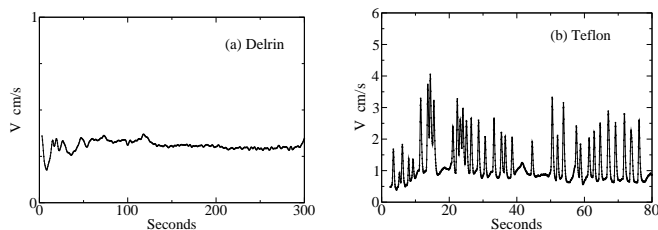


FIG. 4: The velocity of two 3/16" diameter spheres with a) $\rho = 1.35 \text{ g/cm}^3$ (delrin), and b) $\rho = 2.17 \text{ g/cm}^3$ (teflon). The lighter sphere reaches a terminal velocity, whereas the heavier sphere exhibits the unsteady behavior.

oscillations (Fig. 3d).

To characterize the onset of these oscillations, we estimate the average magnitude of the velocity gradients using the ratio of the velocity of the sphere to its diameter: $\dot{\gamma} = V_b/d$, where we take V_b to be the baseline velocity below the oscillations. For the four experiments shown in Fig. 3, we find $\dot{\gamma} = 0.79, 1.05, 1.2$, and 4.2 s^{-1} , respectively. For Fig. 4, we find $\dot{\gamma} = 0.63$, and 1.7 s^{-1} , respectively. Thus the oscillations appear to start at a critical value $\dot{\gamma}_c \approx 1 \text{ s}^{-1}$. Note that this average velocity gradient corresponds to a shear rate lying in the 'at' region of the shear stress curve (Fig. 2).

Discussion. The first observation of nontransient oscillations of an object in a worm like micellar fluid was made for a rising bubble [25]. The fact that similar oscillations are observed for a falling sphere indicates that the oscillations are not caused by a surface instability. The sudden acceleration of the sphere during the oscillations indicates that the drag on the sphere has suddenly decreased. We hypothesize that this sudden drop in the drag is due to the breakup of flow-induced structures (FIS) that are formed in the region around the sphere.

Using small angle light scattering on a CTAB/NaSal micellar solution in a Couette cell, Liu & Pine found that once the fluid was subjected to shear rates greater than a certain critical value, streaks were observed in the scattering intensities, indicating the formation of mesoscale structures [15]. These elongated structures have a width

$1 \text{ }\mu\text{m}$, which is much larger than the diameter of a single micelle (5 nm) [22]. The appearance of these structures dramatically increased the apparent viscosity of the fluid [23], and also made the fluid very elastic. Moreover, the structures do not appear instantaneously when the fluid is sheared—they form only after a finite induction time (seconds). They grow from the stationary cylinder to the moving cylinder in the Couette cell, but are ripped apart as they approach the moving surface. The cycle begins again as the structures start growing from the stationary cylinder. The process of growing and ripping can be correlated to macroscopic stress fluctuations. These experiments suggest that FIS cannot sustain large stresses. Although these observations were made for a low concentration shear thickening CTAB/NaSal solution, the FIS are

believed to form even for higher concentrations; similar observations of birefringent structures and stress oscillations were made by Wheeler et al. in 40 mM CPCl/NaSal [24].

We propose the following picture as a mechanism for the oscillations: if a sphere falls fast enough through a worm like micellar fluid, FIS are formed around the sphere which increase the effective viscosity, and thus the drag. However, when the stress around the sphere reaches a large enough value, these structures break and the fluid in the wake of the sphere recoils. This causes a sudden drop in the drag experienced by the sphere, which suddenly accelerates. Once the sphere moves into fresh fluid, FIS start forming again, repeating the cycle.

The apparent critical velocity gradient $\dot{\gamma}_c$ required for the onset of oscillations of a falling sphere indicates a critical gradient required for the formation of the FIS. Since the formation of these structures is not a regular, periodic process [15, 24], there are fluctuations in the drag experienced by the sphere, which would cause irregular oscillations. This would also explain why small spheres (and small bubbles) do not oscillate: the lower terminal velocity does not shear or stretch the fluid enough to produce the structures. Effectively, lighter spheres move in a more uniform fluid than spheres of moderate weight.

On the other hand, very heavy spheres do not seem to have well defined oscillations (see Fig. 3d). This could be an effect of the inertia of the sphere. It could also be due to the time needed to form shear-induced structures [14, 24]. If the sphere is heavy its average velocity is sufficiently high and it moves into fresh fluid while the structures are still forming.

According to our interpretation, the large negative wake behind the sphere seen after every "jump" would be due to the shedding of these FIS. The onset of oscillations in the bubbles at the formation of a cusp indicates that the surrounding fluid is unable to support the high stresses required to form the cusp. When the flow around the bubble induces the bubble to form a cusp, the stress becomes large enough to break the FIS, which are subsequently shed. The shedding is seen as a strong negative wake behind the bubble [25]. This explanation also enables us to make a prediction: every cusped bubble in a micellar fluid which allows for FIS should oscillate. Experiments with bubbles in our CTAB/NaSal solution are consistent with this prediction.

Conclusions. A sphere falling in a viscous Newtonian fluid reaches a steady terminal velocity; the approach to this terminal velocity can be shown to be monotone [31], in agreement with observations. In polymeric fluids, a final steady state is also always observed experimentally. In this paper we have shown that the unusual behavior seen in the flow of worm like micellar solutions extends to the classic problem of flow past a sphere.

We believe that the nontransient oscillations of the falling sphere are caused by the formation of flow-induced structures. While the rheology of worm like micellar fluids has typically focused on either pure shear flow [29, 30]

or pure extensional flow [32], the velocity field produced by a falling sphere is more complicated: the fluid near the surface is being sheared, whereas in the wake the fluid is primarily under extensional flow. It is thus not what is called a viscometric flow [5]. Recently some indirect evidence has been seen of structures produced by extensional flows [33]. The observations presented here may be an example of the dynamics of these flow-induced structures in a complicated hydrodynamic flow.

Analyzing this problem certainly presents a challenge, and mathematical modeling will probably require full scale numerical simulations. Numerical studies of the transient motion of a falling sphere have only recently been undertaken even for polymer fluids (see e.g. [7] and references therein). The constitutive equation chosen to model our experiment should give a good fit to both the shear stress and the extensional flow data, and in addition include the as yet unknown property which produces nontransient oscillations.

The shear-stress flow curve for our worm like micellar fluid displays a flat region (see Fig. 2), which is believed to be a manifestation of a theoretical non-monotone

stress-shear rate relation [12, 34]. It is well known that steady-shear flow in the decreasing region of a non-monotonic flow curve is unstable (it is ill-posed in the Hadamard sense [35]). Such an instability has been attributed to cause different physical effects such as shear-banding in micellar solutions [36], and the shark-skin [35] and spurt [37] instabilities in polymer melts. Heuristically, the onset of oscillations of a falling sphere could be due to the same instability. The fact that the average shear rate at onset of oscillations sits in the flat region of the shear stress curve supports this conjecture. To test this further one should choose a constitutive equation which displays a non-monotonic flow curve (for instance the Johnson-Segalman equation [34, 38]) and simulate the falling sphere problem. Such a simulation is currently in progress.

We thank Lynn Walker, H. A. Stone, N. Handzy, J. Jacobsen and Jinchao Xu for discussions. AB acknowledges the support of the Alfred P. Sloan Foundation, and National Science Foundation (CAREER Award DMR-0094167).

-
- [1] G. G. Stokes, *Trans. Cambridge Philos. Soc.* 9, 8 (1851).
 - [2] R. Clift, J. R. Grace, and M. E. Weber, *Bubbles, Drops, and Particles*, (Academic Press, 1978).
 - [3] Y. I. Cho, J. P. Hartnett, and W. Y. Lee, *J. Non-Newtonian Fluid Mech.* 15, 61 (1984).
 - [4] R. P. Chhabra, *Bubbles, Drops, and Particles in Non-Newtonian Fluids*, (CRC Press, 1993).
 - [5] R. B. Bird, R. C. Armstrong, and O. Hassager, *Dynamics of Polymeric Liquids*, 2nd ed. (Wiley, New York, 1987), vol. 1.
 - [6] K. Walters and R. I. Tanner, in R. P. Chhabra and D. De Kee, eds., *Transport Processes in Bubbles, Drops, and Particles* (Hemisphere, New York, 1992).
 - [7] D. Rajagopalan, M. T. Arigo, and G. H. McKinley, *J. Non-Newtonian Fluid Mech.* 65, 17 (1996).
 - [8] M. T. Arigo and G. H. McKinley, *J. Rheol.* 41, 103 (1997).
 - [9] J. Israelachvili, *Intermolecular and Surface Forces*, 2nd edition, (Academic Press, 1991).
 - [10] R. G. Larson, *The Structure and Rheology of Complex Fluids*, (Oxford University Press, 1999).
 - [11] M. E. Cates and S. J. Candau, *J. Phys: Condensed Matter* 2, 6869 (1990).
 - [12] N. A. Spenley, M. E. Cates, and T. C. B. McLeish, *Phys. Rev. Lett.* 71, 939 (1993).
 - [13] L. M. Walker, *Curr. Opin. Colloid Inter. Sci.* 6, 451 (2001).
 - [14] Y. T. Hu, P. Boltenhagen, and D. J. Pine, *J. Rheol.* 42, 1185 (1998).
 - [15] C. Liu and D. J. Pine, *Phys. Rev. Lett.* 77, 2121 (1996).
 - [16] E. Cappelaere, J.-F. Berret, J.-P. Decruppe, R. Cressely, and P. Lindner, *Phys. Rev. E* 56, 1869 (1997).
 - [17] G. Porte, J.-F. Berret, and J. L. Harden, *J. Physique II* 7, 459 (1997).
 - [18] S. Lerouge, J.-P. Decruppe, and J.-F. Berret, *Langmuir*, 16 6464 (2000).
 - [19] R. Bandyopadhyay, G. Basappa, and A. K. Sood, *Phys. Rev. Lett.* 84, 2022 (2000).
 - [20] J.-F. Berret, D. Roux, and G. Porte, *J. Physique II* 4, 1261 (1994).
 - [21] H. Rehage and H. Homann, *Rheol. Acta* 21, 561 (1982).
 - [22] S. L. Keller, P. Boltenhagen, D. J. Pine, and J. A. Zasadzinski, *Phys. Rev. Lett.* 80, 2725 (1998).
 - [23] E. Fischer and P. T. Callaghan, *Phys. Rev. E* 64, 011501 (2001).
 - [24] E. K. Wheeler, P. Fischer, and G. G. Fuller, *J. Non-Newtonian Fluid Mech.* 75, 193 (1998).
 - [25] A. Belmonte, *Rheol. Acta* 39, 554 (2000).
 - [26] O. Hassager, *Nature* 279, 402 (1979).
 - [27] N. Handzy and A. Belmonte, preprint (2002).
 - [28] T. Shikata, H. Hirata, and T. Kotaka, *Langmuir* 4, 354 (1988).
 - [29] H. Rehage and H. Homann, *Mol. Phys.* 74, 933 (1991).
 - [30] J.-F. Berret, *Langmuir* 13, 2227 (1997).
 - [31] A. Belmonte, J. Jacobsen, and A. Jayaraman, *Electron. J. Di. Eq.* 2001, No. 62 (2001).
 - [32] L. M. Walker, P. Moldenaers, and J.-F. Berret, *Langmuir* 12 6309 (1996).
 - [33] L. B. Smolka and A. Belmonte, submitted to *J. Non-Newtonian Fluid Mech.* (2001).
 - [34] C.-Y. Lu, P. D. Olmsted, and R. C. Ball, *Phys. Rev. Lett.* 84, 642 (2000).
 - [35] D. D. Joseph, M. Renardy, and J.-C. Saut, *Arch. Rat. Mech. Anal.* 87, 213 (1985).
 - [36] F. Bautista, J. F. A. Soltero, J. H. Perez-Lopez, J. E. Puig, and O. Manero, *J. Non-Newtonian Fluid Mech.* 94, 57 (2000).
 - [37] Y. Y. Renardy, *Theor. Comp. Fluid Dyn.* 7 463 (1995).
 - [38] M. W. Johnson and D. Segalman, *J. Non-Newtonian Fluid Mech.* 2, 255 (1977).