

Degree Landscapes in Scale-free Networks

Jacob Bock Axelsen,^{1,*} Sebastian Bernhardsson,² Martin Rosvall,² Kim Sneppen,¹ and Ala Trusina¹

¹*NBI, Blegdamsvej 17, Dk 2100, Copenhagen, Denmark*

²*Department of Theoretical Physics, Umeå University, 901 87 Umeå, Sweden*

(Dated: January 17, 2022)

We generalize the degree-organizational view [1, 2, 3, 4, 5] of real-world networks with broad degree-distributions [6, 7, 8, 9] in a landscape analogue with mountains (high-degree nodes) and valleys (low-degree nodes). For example, correlated degrees between adjacent nodes corresponds to smooth landscapes (social networks) [1], hierarchical networks to one-mountain landscapes (the Internet) [5], and degree-disassortative networks without hierarchical features to rough landscapes with several mountains [2, 5, 10, 11]. We also generate ridge landscapes to model networks organized under constraints imposed by the space the networks are embedded in, associated to spatial or, in molecular networks, to functional localization. To quantify the topology, we here measure the widths of the mountains and the separation between different mountains.

PACS numbers: 89.75.-k, 89.75.Fb, 87.16.Yc, 87.16.Xa

The broad degree-distribution in many real-world networks makes it meaningful to investigate the topological organization of nodes in terms of their degree. It has been found that many social networks are assortative, with correlated degrees of adjacent nodes, but that technological and biological networks often are disassortative, with anticorrelated degrees of adjacent nodes [1, 3, 10, 11]. The degree correlation-profile, generated by comparison between the network and its randomized counterparts without degree correlations, uncovers in the Internet an overrepresentation of links between intermediate- and low-degree nodes and a slight overrepresentation of links between the nodes of highest degrees [4]. Contrary, most biological networks have an underrepresentation of links between the hubs [3]. To characterize the organization beyond correlations between adjacent nodes, Trusina *et al.* [5] introduced the hierarchy measure \mathcal{F} . $\mathcal{F} \in [0, 1]$, is the fraction of shortest paths between all pairs of nodes that are degree hierarchical [12]. The degrees of the nodes along a degree-hierarchical shortest path are organized in strictly ascending, strictly descending, or first strictly ascending and then strictly descending order. It was found that biological networks with decentralized hubs stand out from other networks with a very low value of \mathcal{F} [5].

Here we generalize the presented findings in a landscape analogue, with mountains (high degree nodes) and valleys (low degree nodes). With this interpretation, social networks form smooth landscapes, the Internet one single mountain with first ascending and then descending hierarchical paths, whereas biological networks form rough landscapes with several mountains and broken hierarchical paths. To quantify the topology and make it possible to compare different networks, we in this paper measure the typical width of individual mountains and the separation between different mountains (Fig. 1).

To complement the methods to generate random networks (random one-mountain landscapes) [3, 4] and completely hierarchical networks (peaked one-mountain land-

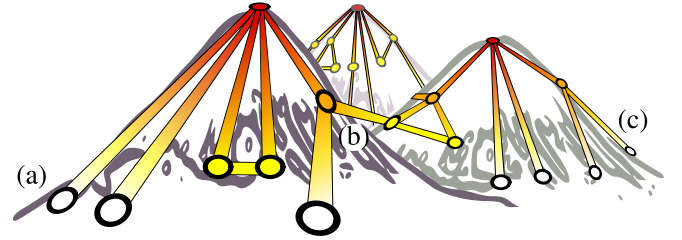


FIG. 1: A network as a degree landscape with mountains and valleys, with the altitude of a node proportional to its degree. A route over one mountain corresponds to making a degree-hierarchical path ((a) to (b)) while climbing over more than one mountain breaks the degree-hierarchical path ((a) to (c)).

scapes) [5] with preserved degree-sequences, we here suggest a method to generate *ridge landscapes* (Fig. 2). In its simplest implementation, we assign a random rank to every node in a network, and organize the nodes hierarchically based on their rank. This method creates non-random networks, distinguished by a separation of hubs (disassortative with low \mathcal{F}). We argue that the ridge landscapes can represent networks organized under different spatial constraints put on real-world networks during their evolution.

We start by reviewing the method presented by Trusina *et al.* [5] to generate degree-hierarchical networks, here denoted degree-rank hierarchies. In the same time, we in detail present the suggested method to generate ridge landscapes (or random-rank hierarchies). The networks evolve by pair-wise rewirings of the links, with every rewiring constrained by the rank of the nodes involved in the rewiring. The rank of a node is proportional to its degree in the *degree-rank hierarchy*, and set to a random rank (degree independent) in the *random-rank hierarchy*. At every time step, two random links are chosen, and reconnected such that the two nodes with the highest ranks become adjacent (see Fig. 2(a-b)). In

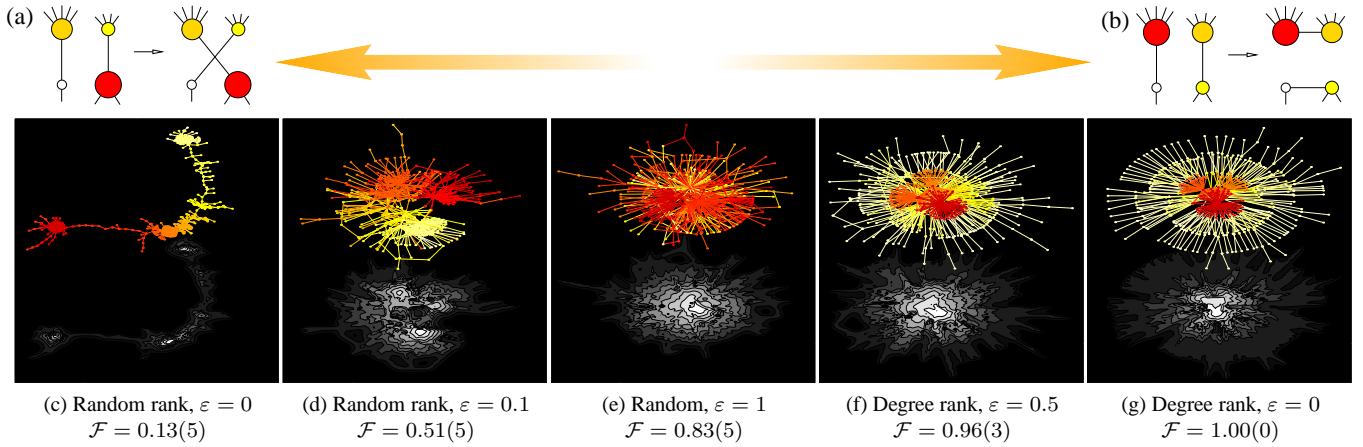


FIG. 2: Networks as degree landscapes organized from ridge landscapes (c), via random landscapes (e), to peaked one-mountain landscapes (g). The links are pairwise swapped to connect high-ranked nodes to organize the nodes globally according to their rank (color coded from red for high rank, to white for low rank), with random swaps at different rates ε . The rank is set randomly to the nodes, as in the swap example in (a), in (c-d), and proportional to the degree of the nodes, as in the swap example in (b), in (f-g). The random network in (e) corresponds to $\varepsilon = 1$. The corresponding degree landscapes are color coded according to altitude from black (low) to white (high). The networks are scale-free with an exponent $\gamma = 2.5$ and of size $N=400$, originally generated with the algorithm suggested [5]. The layout is generated with the Kamada-Kawai algorithm in Pajek [13].

this way the degree of every node is kept constant and the nodes are globally organized in decreasing rank-order. To be able to investigate networks between the random-rank hierarchical networks respectively the degree-rank hierarchical networks, and random networks, we allow for random link-swaps without the constraints set by the rank of the nodes. A probability ε to make a random link-swap corresponds in this way to an error rate in the creation of the extreme networks. When $\varepsilon \rightarrow 1$ the methods become equivalent to the randomization of networks with remained degree-sequence suggested in [3], see Fig. 2(e).

Figure 2 shows topologies generated with the different models. They all originate from a random scale-free network (shown in Fig. 2(e)) with degree distribution, $P(k) \propto k^{-2.5}$ and system size $N = 400$, generated with the method suggested in [5]. The extreme networks, the perfect random-rank hierarchy in Fig. 2(c) and the perfect degree-rank hierarchy Fig. 2(g) ($\varepsilon = 0$), surround the networks with increasing error-rate towards the random scale-free network with $\varepsilon = 1$ in the middle (Fig. 2(e)). The perfect degree-rank hierarchy consists of a tightly connected core of large degree nodes, that forms a very peaked mountain. The landscape is not too far from the, although flatter, random case. The random-rank hierarchy, on the other hand, forms a very stringy and non-random structure — a ridge landscape. The length of the string is of the order $D \propto N$, with very long pathways that break the small-world property found in most real-world networks. However, as for the original small-world scenario proposed by [14], the large diameter of the stringy scale-free networks collapses if small per-

turbations exist in the hierarchical organization. If we generate the network with a small error rate ε , the diameter of the network collapses as seen in Fig. 2(d). Note that the color gradient indicates that the random-rank hierarchy is still intact at this stage, and that the hubs (mountains) are separated. The degree-rank hierarchy in Fig. 2(f) is rewired with a higher error rate $\varepsilon = 0.5$, while still maintaining a high level of hierarchical organization.

In both cases, the two organizing principles leads to higher clustering [14], more triangles, than in the random counterparts (not shown). This is expected, as organization along any coordinate tends to make friends of friends more alike. The effect is stronger in the degree-rank hierarchy, since the clustering automatically increases further when the hubs with their many links are connected.

In Fig. 2, we also quantify the degree-hierarchical organizations of the scale-free networks organized by, respectively, degree- and number rank. For the random scale-free network with degree distribution $P(k) \propto k^{-2.5}$ and $N = 1000$ nodes, $\mathcal{F} = 0.83 \pm 0.05$. The networks organized hierarchically according to degree-rank (as in Fig. 2(b)) have $\mathcal{F} = 1$ as expected. Further, when introducing a finite error rate ε for link rewirings toward the degree-hierarchy we find that its topology is robust in the sense that both diameter (not shown) and \mathcal{F} remain unchanged for even quite large errors. The perfect random-rank hierarchy has a much lower degree hierarchical organization, $\mathcal{F} = 0.13 \pm 0.05$. Because of the collapsing diameter, the random-rank hierarchy is not as robust as the degree-rank hierarchy to errors in the rewiring.

Figure 3 shows, in increasing degree-hierarchical order,




FIG. 3: Real-world networks as degree landscapes. The coloring of the altitudes are relative to the summit altitude. Yeast in (a) is the protein-protein interaction network in *Saccharomyces Cerevisia* [15], Manhattan in (b) is the dual map of Manhattan with streets as nodes and intersections as links [16], and the Internet in (c) is the network of autonomous systems [17]. The topological maps are not based on the real space the networks are embedded in, but the Kamada-Kawai algorithm in Pajek [13].

a number of real-world networks as degree landscapes: Yeast in (a) is the protein-interaction network in *Saccharomyces Cerevisia* detected by the two-hybrid experiment [15], Manhattan in (b) is the dual map of Manhattan with streets as nodes and intersections as links [16], and the Internet in (c) is the network of autonomous systems [17]. Internet and Manhattan consist of one single mountain with first ascending and then descending hierarchical paths, whereas yeast forms a rough landscape with several mountains and broken hierarchical paths.

To quantify the degree landscapes independently of the layout dimension, we introduce two measures. First, inspired by the information horizons in networks [18, 19, 20], we present a revised hierarchy-measure $\mathcal{F}(\ell)$, to estimate the size of the mountains. $\mathcal{F}(\ell)$ is the fraction of pairs of nodes at distance ℓ that are hierarchically connected. Figure 4(a) shows that $\mathcal{F}(\ell)$ decreases fastest for the random-rank hierarchy at a length scale $\ell \approx 4$ corresponding to the width of the ridge landscape shown in Fig. 2(c). Figure 4(b-d) shows the real-world networks as in Fig. 3 compared with their random counterparts with the same degree sequence [3]. Yeast behaves qualitatively like the random-rank hierarchy with ε between 0 and 0.1, which probably reflects some functional localization. Contrary, despite their embedding in real space, the Internet and Manhattan both have a substantial fraction of long degree-hierarchical paths, corresponding to

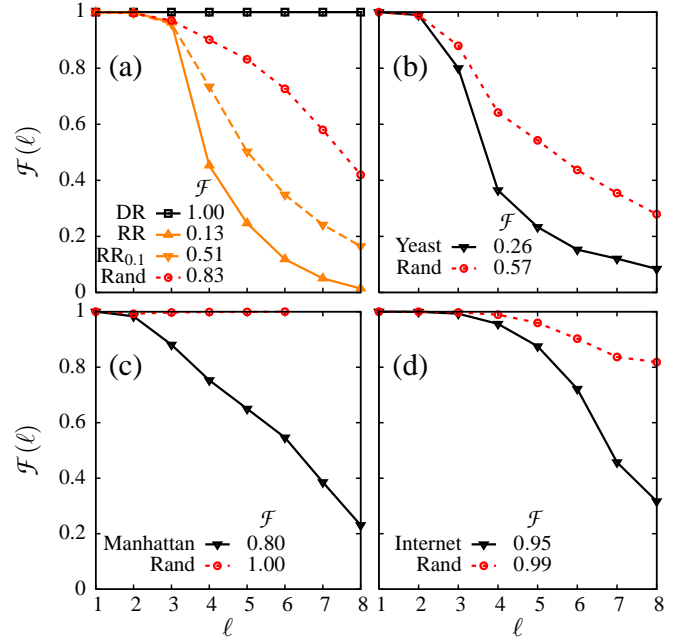


FIG. 4: The degree-hierarchical organization as a function of path length. $\mathcal{F}(\ell)$ is the fraction of pair of nodes, separated by a distance ℓ , that are connected by a degree-hierarchical path. (a) shows the two model networks: The degree-rank hierarchy (Degree-Rank), the random-rank hierarchy (Random-Rank) for $\varepsilon = 0$ and 0.1, together with the random scale-free network (Random). The real-world networks in (b-d) are the same as in Fig. 3. All networks are compared with their random counterparts (Rand) [3].

wide mountains. However, the randomized counterparts of the two latter networks, with more peaked mountain landscapes, are both more degree hierarchical than the real networks.

We define the width of a mountain as the length where 50 percent of the paths are hierarchical. Figure 4 shows that the average width of the mountains in the random-rank hierarchy and yeast is about 4. In Manhattan and the Internet it is larger, about 6, and in the degree-rank hierarchy it is by definition the network diameter.

In the second landscape measure, we measure the separation between mountains to investigate how the hubs are positioned relative to each other. $d(k_{\text{hub}})$ is associated to maximum distances between nodes with degree k equal or larger to the threshold value k_{hub} . It is defined by the distance from one hub to its most distant hub in the network, averaged over all hubs

$$d(k_{\text{hub}}) = \frac{1}{N_{k \geq k_{\text{hub}}}} \sum_{\{i | k_i \geq k_{\text{hub}}\}} \max_{\{j | k_j \geq k_{\text{hub}}\}} d_{ij}, \quad (1)$$

with d_{ij} being the length of the shortest path between i and j , and k_i the degree of node i . The value of $d(k_{\text{hub}})$ is highly dependent of the definition of a hub, and we therefore measure $d(k_{\text{hub}})$ for all values of k_{hub} .

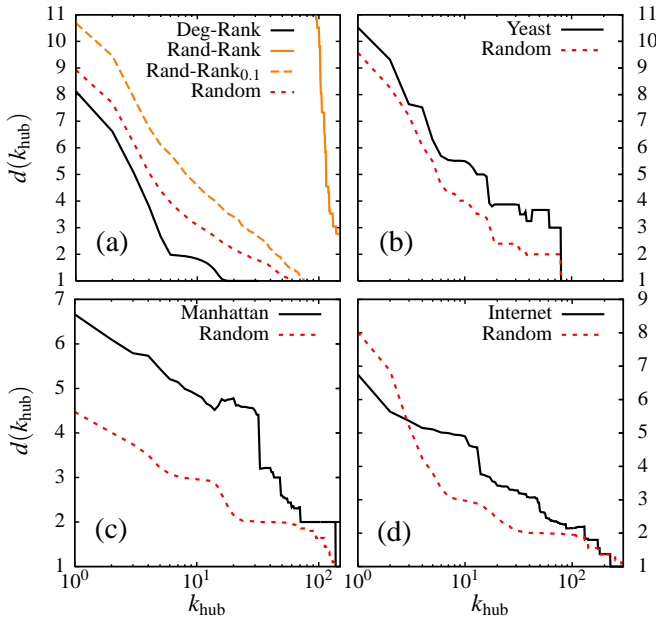


FIG. 5: Average longest distance $d(k_{\text{hub}})$ between nodes of degree $k \geq k_{\text{hub}}$ as a function of k_{hub} (Eq. 1), for the same networks as in Fig. 4.

Figure 5 shows $d(k_{\text{hub}})$ for a few different networks and their random counterparts. Figure 5(a) shows that the one-mountain landscapes, the degree-rank hierarchy and the random network, both have hubs tightly connected. Contrary, the hubs in the random-rank hierarchy are extremely separated ($d(1) \approx 100$) all the way out to a very high hub-threshold value. All the real-world networks in Fig. 5(b-d) fall in between these extremes, but with a higher $d(k_{\text{hub}})$ than randomly expected for most values of k_{hub} . Manhattan, (Fig. 5(c)), and the Internet, (Fig. 5(d)), are close to random for really high degrees, while yeast, (Fig. 5(b)), has a separation for all sizes. The close resemblance between the random-rank hierarchy and yeast in Fig. 4 and 5 suggests that the separation of hubs probably reflects a separation of function at all scales.

Manhattan is mainly a planned city where the largest hubs, corresponding to streets and avenues, are connected to each other in a bipartite way. This results in a $d(k_{\text{hub}})$ close to 2 for the largest hubs. The Internet is constructed with a hierarchical structure within each country, and all intermediate-degree nodes (typically connected to low degree nodes [4]) are therefore separated from each other globally. However, the largest hubs interconnect the countries, and are therefore connected with each other. This results in a $d(k_{\text{hub}})$ close to 1 for the largest hubs.

To summarize, we have generalized the degree-organizational view of real-world networks with broad degree-distributions, in a landscape analogue with mountains (high degree nodes) and valleys (low degree nodes).

To quantify the topology and to be able to compare networks, we have measured the widths of the mountains and the separation between different mountains. We found that the dual map of Manhattan consists approximately only of one mountain. This implies that typical navigation between a source and a target in the city involves first going to larger and larger streets, and then to smaller and smaller streets. The Internet shares this one-mountain landscape, but the spatial constraints are weaker and the width of the mountain is about the same despite the substantially larger network.

Finally, the topological landscape in the protein-interaction network in yeast has a topology with numerous separated hills. We suggest that this reflect functional localization, where proteins tend to be connected because of similar functions rather than because they have similar degree.

* Electronic address: bock@nbi.dk

- [1] M.E.J. Newman, Phys. Rev. Lett. **89**, 208701 (2002).
- [2] R. Pastor-Satorras, A. Vazquez, and A. Vespignani, Phys. Rev. Lett. **87**, 258701 (2001).
- [3] S. Maslov and K. Sneppen. *Specificity and stability in topology of protein networks*. Science **296**, 910 (2002).
- [4] S. Maslov, K. Sneppen, and A. Zaliznyak, *Pattern Detection in Complex Networks: Correlation Profile of the Internet*. Physica A **333**, 529 (2004).
- [5] A. Trusina, S. Maslov, P. Minnhagen and K. Sneppen. *Hierarchy Measures in Complex Networks* Phys. Rev. Lett. **92**, 178702 (2004).
- [6] A. L. Barabasi, R. Albert. *Emergence of scaling in random networks* Science **286**, 509 (1999).
- [7] R. Albert and A. L. Barabasi. *Statistical mechanics of complex networks* Rev. Modern Phys. **74**, 1 (2002).
- [8] S. N. Dorogovtsev and J. F. F. Mendes. *Evolution of random networks* Adv. Phys. **51**, 1079 (2002).
- [9] M. E. J. Newman. *The Structure and Function of Complex Networks* SIAM Review **45**, 167 (2003).
- [10] M. E. J. Newman. *Mixing patterns in networks*. Phys. Rev. E **67**, 026126 (2003).
- [11] J. Park and M.E.J. Newman. *Why social networks are different from other types of networks* Phys. Rev. E **68**, 026112 (2003).
- [12] L. Gao. *On Inferring Autonomous System Relationships in the Internet* IEEE/ACM Trans. Networking **9**, 6733 (2001).
- [13] V. Batagelj, and A. Mrvar. *Pajek: Program for large network analysis* Connections **21**, 47 (1998).
- [14] D.J. Watts and S.H. Strogatz *Collective dynamics of 'small-world' networks* Nature **393**, 440 (1998).
- [15] T. Ito, T. Chiba, R. Ozawa, M. Yoshida, M. Hattori and Y. Sakaki. *A comprehensive two-hybrid analysis to explore the yeast protein interactome*. Proc. Natl. Acad. Sci. USA **98**, 4569 (2001).
- [16] M. Rosvall, A. Trusina, P. Minnhagen and K. Sneppen. *Networks and cities: an information perspective*. Phys. Rev. Lett. **94**, 028701 (2005).
- [17] Website maintained by the NLNR Group at

- <http://moat.nlanr.net/>
- [18] S. Valverde and R. V. Solé, *Internet's critical path horizon*. Eur. Phys. J. B **38**, 245 (2004).
 - [19] A. Trusina, M. Rosvall and K. Sneppen K. Phys. Rev. Lett. **94**, 238701 (2005).
 - [20] M. Rosvall, P. Minnhagen, and K. Sneppen. *Navigating Networks with Limited Information* Phys. Rev. E **71**, 066111 (2005).
 - [21] We acknowledge the support from the Danish National Research Foundation through “Models of Life” at NBI, and the Lundbeck Foundation for funding Ph.D.-studies at NBI.