

la Materia Condensada, Universidad de Zaragoza,
Zaragoza, Spain.
Simulación de Sistemas Complejos, Instituto
de Investigaciones Matemáticas (ICMA), C.S.I.C.-Universidad de Zaragoza,
Zaragoza, Spain.

Estadística y Física de Sistemas Complejos (BIFI),
Universidad de Zaragoza, Zaragoza 50009, Spain

have been recently found to exhibit many topological features of
complex networks. It has been reported that these networks are
weighted and directed. In this paper, we report on a model when the topological features of
real biological networks. Specifically, in this paper, we deal with a complex heterogeneous network with a
degree distribution coupled to a continuous dynamics. The dynamics of the model is very rich and
various phenomena are observed upon variation of the model's parameters. We study the model
numerically and report on several quantities of interest, such as the distribution of clusters of stationary states
and size distributions of clusters of stationary states. Our results are discussed in view of recent debate about the
nature and on the basis of several biological examples. The dynamics studied.

and the world-wide-web, the challenges in communication strategies in order to provide fast [1], the implementation of better algorithms for information dissemination [12,13], and the understanding of the fundamental goal of protecting the network from malicious attacks and virus spreading [6,14,15,16]. These networks are described by several characteristics. Among them, one usually finds that real-world networks have a small mean that the average distance between any two nodes with the system size only logarithmically increases. The complexity of these networks is characterized by the average degree (connectivity k) of a given element (node). Most of the real-world networks studied so far display a power-law $P(k) \sim k^{-\gamma}$ (termed scale-free network).

At all levels of organization are nowadays the subject of empirical and theoretical research. Recent analysis of biological networks has provided new useful insights into biological organization [19]. It is also believed that a better understanding of protein networks will help to elucidate the function of proteins whose functions are unknown [20]. The discovery of how biological entities interact and perform processes and tasks, as well as how their function

e steady, periodic and chaotic states that emerge from the network's parameters. The results obtained allow us to draw conclusions about the robustness (hereafter intended as the ability to maintain the phase space of chaotic dynamics) of biological networks.

The paper is organized as follows. In section 2, we first introduce the model and explain the numerical methods used. In section 3, the different dynamical regimes are shown and analyzed. In section 4, we conclude the paper by discussing the implications of the present study.

The model discussed in what follows is built in two layers: the first layer describes the underlying network while the second layer describes the dynamics of the network's components. A large number of relevant biological networks has been recently identified. This characteristic is shared by other networks, such as those of the brain, which are directed. Henceforth, we assume that the network corresponds to a biological entity and its dynamics is governed by the following equations.

and discuss the results for two plausible
 session and reaction kinetics.

tivity of the nodes is described by the
 g_i , where g_i ($i = 1; \dots; N$) accounts for the
 node i in a network made up of N elements
 described by the following set of first-order

$$+ F(G(t));$$

the nonlinear term where the interaction
 are taken into account. Equation (1) includes
 Boolean Networks [33,34] as well as continuous
 networks [35], both widely used to model periodic
 biologically relevant situations. Additionally,
 is-Menten description [3,32,36],

$$\frac{h \prod_{j=1}^{k_i} W_{ij} g_j(t)}{[h \prod_{j=1}^{k_i} W_{ij} g_j(t)]};$$

reaction matrix introduced before. Additionally,
 k_i is the connectivity of node i , and the first

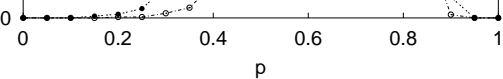
out to be very rich and, depending on the asymptotic dynamical regimes are observed, dendritic and chaotic attractors. All three states may be realized, each in different islands or clusters interconnected through nodes which have (asymptotically) their dynamics are effectively

periodic states point to regions of the parameter space where networks might operate, the existence of chaotic states is inconsistent with the reproducibility of the behavior of the organisms. Hence, we have characterized the system under variations of both h and p and the probabilities of ending up in either chaotic or periodic states. The distribution of clusters or islands of nodes in the network is also analyzed. Moreover, due to recent interest in what is known as the "small world" network, we have analyzed the topological features of the clusters. The results presented in the rest of the paper were developed in the context of the model.

The results presented in the rest of the paper were developed in the context of the model.

The g_i are taken from a uniform distribution

The integration of the equations is performed using a 4th order Runge-Kutta method. The total integration time is large compared to the time scale of the system.



having chaotic, P_{ch} or periodic P_{per} behavior as a function of parameter p . The value of h has been set to 4 and $N = 100$ nodes. See the text for further details on the simulation.

For networks of sizes ranging from $N = 100$ to $N = 1000$ and h , we have performed at least 1000 iterations. The time step in the integration scheme was set to 0.01. A further criterion in order to obtain the stationary or periodic states.

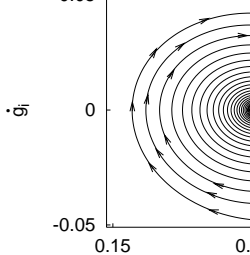
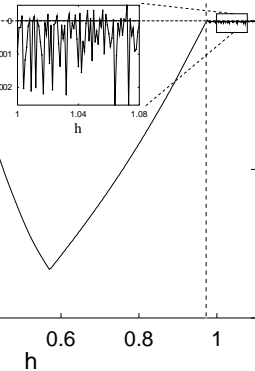
Results

The dynamics of the nodes is not uniform across the network due to the diversity in the initial conditions and that of the network. Some nodes reach a stationary state, others show chaotic behavior. The following argument explains why. Consider a node i is such that $W_{ij} = 1$ for all j , i.e., it is a hub. The same will happen for those nodes j that are connected to i or j 's of the previous kind, etc... Now, two

ns that the uniform state of node inactivity becomes a function of the parameter p . 10^4 different realizations of p .

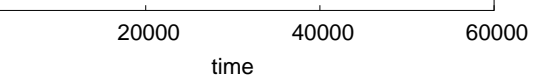
state yielding a positive value of λ . On the other hand, if p does not end up in a chaotic regime and only periodic orbits are observed. Consequently, the probability of chaotic states is obtained, but periodic orbits are observed. The total number of realizations in which a chaotic orbit is observed.

to probabilities as a function of the topology. For $n = 4$ and $N = 300$. Two different thresholds are determined by P_{per} , $p_1 = 0.2$ and $p_2 = 0.4$. This corresponds to the case in which most of the individual dynamics are described by frozen states ($p < p_1$). On the other hand, when the interaction is strong ($p > p_2$), the activity of the nodes is high. In the intermediate region, $p_1 < p < p_2$, periodic and chaotic states are achieved.



of the quantity g_i [$g_i = 0$] (activity level when node with the parameter h . This node belongs to the cluster of nodes that undergo bifurcations when increasing the value of h starting from the whole network at $h = 0$. In the stationary state with non-zero activity, 76 the nodes of this cluster end in a periodic state. The Lyapunov exponent of the network as h is increased crosses zero at the two bifurcations. (c) Periodic trajectory in the (h, g_i) plane corresponding to the node of figure (a), the value of g_i is the activity level of the same node to the stable fixed point (after the bifurcation) when the initial condition of the network is the same as in (c).

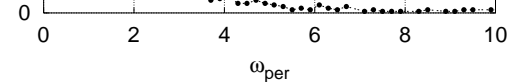
value $h = \tilde{h}$ at which the largest eigenvalue of the matrix $\mathbf{W}_{ij} + h\mathbf{W}_{ij}$ becomes positive. Then \tilde{h} is



four different nodes exhibiting periodic dynamics. The plot starts just after the transient period. The

branch of stationary solutions exchanges stability (Fig. 3a). The computed largest Lyapunov exponent (Fig. 3b) near $h' = 0.345$: it approaches zero at the bifurcation parameter value, and then decreases. The system belongs to the new stable stationary branch and no longer displays non-zero activity. As shown in Fig. 3a, the activity increases with h . Eventually, this state becomes unstable, typically through a Hopf bifurcation (Fig. 3b), leading to a state in which the activities oscillate (Fig. 3c).


both P_{per} and P_{ch} in Figure 1 are zero outside the parameter range. This clearly indicates that non-stationary activity requires an interplay between excitatory and inhibitory



at a node with periodic dynamics converges (in arbitrary units). The results are averaged and at least 100 different initial conditions for $\omega = 0.7$ has been fixed to 4.

confirmed by computing the frequency of nodes converge to a periodic cycle for different initial conditions. The procedure is as follows: First, we identify the nodes whose Lyapunov exponent is zero. Then, we focus on the identified, a vector $T_n^i = (t_1^i; t_2^i; \dots; t_n^i)$ of the periodic dynamics g_i . The t_j^i 's stand for the times t_j^i such that $g_i(t_1^i) = g_i(t_2^i) = \dots = g_i(t_n^i)$ and $dg_i(t_1^i) = dt = dt_1^i$. In this way, after verifying that $t_j^i = t_{j-1}^i$ for all j , the corresponding orbit is given by this constant.

The probability that a periodic cycle has a length n is shown in the figure, it is very likely that the frequency of nodes lies around $\omega_{per} = 1$. It is also clear that the distribution is symmetric, but biased towards larger frequencies. This is an explanation to this behavior. It may provide a better understanding of the distribution of the nodes and the specific values of the number of input and output connections.



For a node ending up in a chaotic state as the degree of nonlinearity increases, the period doublings starting from a periodic orbit (from (a) to (f)) are: 5:30, 5:50, 5:63, 5:70, 5:75, 5:80. The work parameters are as in Fig. 6.

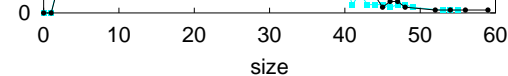
Values in the phase diagram for the chaotic node are shown in Fig. 7. Clearly, as the degree of nonlinearity increases, the node becomes more frequently, which translates in a larger

periodic cycle, which doubles its period successively in each phase. This corroborates that when h approaches 0, the behavior of the system is dominated by the periodic (or chaotic) clusters. Moreover, the fact that P_c and P_p which are not in a chaotic state may be observed in this regime of parameters, when a given parameter is very likely that it has periodic clusters.

We have described the activity patterns in terms of clusters. However, one of the most interesting aspects of network topology is highly heterogeneous. There are many others. This should have some bearing on the next section, we round off our numerical analysis by the dynamical properties unraveled with

properties of dynamical regimes

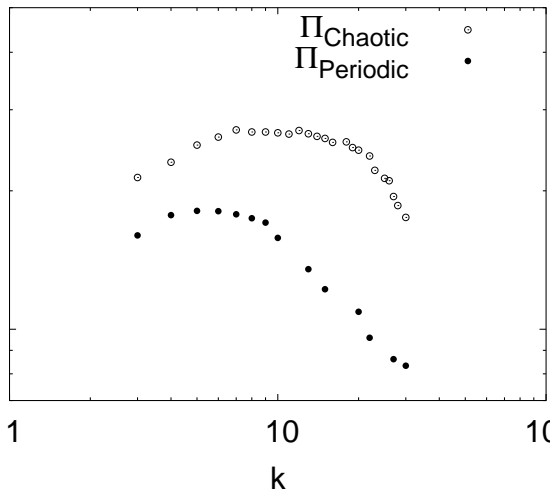
We analyze the structural properties of distinct dynamical regimes. The first and simplest structural property is the distribution of nodes exhibiting either periodic or chaotic clusters. Histograms of periodic (and chaotic) clusters



at a connected cluster of nodes displaying a given size (in number of nodes forming the cluster). To two radically different behaviors, they appear as in Fig. 5.

Independent dynamics appears as one of the most common. In Fig. 9, we show four different clusters displaying independent dynamics. As one can see, no typical structure is comparable sizes, except that all of them have a similar average connectivity.

We would like to add a few sentences about network motifs, one of the most interesting in biological and social networks, as in modularity and community structure. Motifs are components or loops that appear more frequently than in a identical degree distribution [3,42]. We have identified clusters of periodic or chaotic behavior in the underlying network. In particular, chaotic behavior is a universal topological pattern, contrary to what other studies on network evolution and motifs have found (see in ref. [3], and [43]). We believe that this is a universal pattern, although heterogeneous and scale-free network, for which the probability



having periodic or chaotic behavior in a node. That dynamical regimes are well differentiated at these parameters are as of Fig. 6.

We have monitored the probability that a node exhibits either chaotic or periodic behavior. These probabilities, respectively, are defined as the ratio between the number of nodes with k^0 greater than or equal to k that end up in a chaotic or periodic state and the total number of nodes with connections greater than or equal to k . Figure 10 shows the results of 100 realizations. Figure 10 shows the results of 100 realizations.

systems have been studied in the last several years [2,3,6]. This approach has allowed the understanding of topologies in many well-studied problems such as with other topologies and those for real graphs modeling of epidemic diseases [15,16] or rumor spreading in networks to random failures and attacks. This approach plays a fundamental role.

In systems, a very rich behavioral repertoire is well known. Biological systems range from circadian clocks to the concentration of certain chemicals, for instance, in the cell cycle. On the other hand, the molecular biology has been discussed, though chaotic behavior is not yet fully understood as intrinsic noise makes it difficult to study with current experimental techniques. The dynamics of gene expression could plausibly describe at least to biological systems and reaction kinetics in metabolic networks.

The dynamics has to rely necessarily on models similar to that of real genes. However, there are many models for the individual dynamics of gene expression. In the late 1960s, one of the most influential models was the Random Boolean Networks (RBNs) [31], which allowed the prediction of properties and guided our understanding of gene descriptions. Our model belongs to a general class of models.

ic attractors is likely. By studying simple models, we can capture the intrinsic complexity of the problem and provide a more complete and detailed description of real gene dynamics. We need to explore the structure of the parameter space (i.e. $(p;h)$) that bounds the complexity of the system. On this hypothesis, by exploring magnitudes of p and h , we would either guess dynamical interesting regions or guide the experimental validation of the structural hypotheses. This latter seems more feasible due to latest developments in experimental techniques, biocomputational tools, and data collection. In this paper, the continuous model employed here shows some similarities with those seen in RBNs. For instance, although h is not a parameter when entering Eq. (2), it lies in the interval $[0,1]$ due to the existence of a relevant average input connection. In the context of homogeneous networks in the context of RBNs, this was studied by Kauffman [31], who later suggested that the system is stable (up to $h_i = 5$) if the Boolean functions are homogeneous [45]. Our results provide an alternative view for a high value of h_i . Namely, that heterogeneous networks with highly nonlinear interactions allow for larger basins of attraction than what has been observed in RBNs, $p_1(h_i)$ increases with system size, which makes the previous analysis less applicable to large networks. In works, the system of differential equations

works, the system of differential equations

These experimental results are only now becoming available. Several features of interest such as that the parameter range in which the existence of distinct behaviors correlate with connectivity could be tested when more experimental information is available. This study may help understand biological processes in terms of reaction kinetics with the tools of network theory. Finally, we would like to point out that for other random scale-free networks with low connectivity (see previous nets) [46], suggest that the main conclusions mostly depend on γ .

Acknowledgments

We thank J. Mart nez and J. L. Garc a-Palacios for useful discussions. Y. M. thanks S. Boccaletti for suggestions. This work has been partially supported by the Spanish Ministry of Science through a FPU Research Grant and by M CYT through the Research Grant BF2001-10798 and BFM 2002-00113.

.M ontoya, P roc.R . Soc.London B 268, 20
P roc.Natl.A cad.Sci.U.S.A. 98, 404 (2001)
g, and A .L .Barabasi, Nature 409, 542 (200
om ez-G ardenes, and Y .M oreno, Phys.Rev
ovee, and A .Vespignani, Phys.Rev.E, 69, 05
ovee, and A .F .Pacheco, Phys.Rev.E, 69,
E .J.N ewm an, S.H .Strogatz, and D .J.W
)).
y, and A .Vespignani, Phys.Rev.Lett. 86, 32
stor-Satorras, and A .Vespignani, Eur.Phys
m ez, and A .F .Pacheco, Phys.Rev.E, 68, 03
M oreno, Phys.Rev.E, 67, 015101(R) (2003
tvai, and A .L .Barabasi, ComplexUs 1, 19
N at.B iotech. 21, 697 (2003).
ature 229, 542 (1971); Nature 258, 208 (19
re N .Barkai and S .Leiber Nature 397 16

g, Physica A 272, 173 (1999).

on of Order (Oxford University Press, Oxford)

zar-Ciudad, and J. Garcia-Fernandez, Phys

gley, and L. Glass, Phys. Rev. Lett. 79, 653

ll, Europhys. Lett. 41, 599 (1998).

c. Natl. Acad. Sci. U.S.A. 81, 3088 (1984).

hematical Biology I: An Introduction (3rd Ed

)

umerical Recipes (Cambridge University Press)

has a jump discontinuity in first partial de

consider the matrix of right-handed partial

tion to tangent space vectors which do not b

negative activities.

al Bifurcation and Stability Analysis (Spring

stochastic Chaos. An introduction (Wiley-V

on is done at fixed time intervals, a further

, $\dot{g}_i(t) - g_i(0) \leq \frac{dg_i(0)}{dt}$ and $\dot{g}_i(t) - \frac{dg_i(0)}{dt}$