

# Conditional generation of arbitrary multimode entangled states of light with linear optics

J. Fiurasek,<sup>1,2</sup> S. Massar,<sup>1,3</sup> and N.J. Cerf<sup>1</sup>

<sup>1</sup>Ecole Polytechnique, CP 165, Université Libre de Bruxelles, 1050 Brussels, Belgium

<sup>2</sup>Department of Optics, Palacký University, 17. listopadu 50, 77200 Olomouc, Czech Republic

<sup>3</sup>Service de Physique Théorique, CP 225, Université Libre de Bruxelles, 1050 Brussels, Belgium

We propose a universal scheme for the probabilistic generation of an arbitrary multimode entangled state of light with finite expansion in Fock basis. The suggested setup involves passive linear optics, single photon sources, strong coherent laser beams, and photodetectors with single-photon resolution. The efficiency of this setup may be greatly enhanced if, in addition, a quantum memory is available.

PACS numbers: 03.67.-a, 03.65.Ud, 42.50.Dv

## I. INTRODUCTION

The generation of nonclassical states of light is one of the primary research areas in quantum optics. In particular, the preparation of entangled states of light has attracted a considerable amount of attention recently, since these states have been identified as a key resource for quantum information processing [1]. Other interesting applications of the entangled states include, for instance, ultra-high precision measurements [2, 3, 4, 5] and quantum optical lithography [6, 7, 8].

The range of interactions between light fields that are experimentally accessible and feasible is rather limited, which restricts the class of quantum states of the optical field that can be generated in the lab. However, this class can be significantly extended if one considers probabilistic generation schemes, whose success is conditioned on the detection of a particular outcome of a measurement performed on some ancilla system. Schemes for probabilistic preparation of Fock states [9], arbitrary superpositions of Fock states of single-mode field [10, 11], and superpositions of classically distinguishable states (Schrodinger-cat-like states) [12, 13], have been found. Several setups for the generation of two-mode  $N$ -photon path-entangled states have been suggested [14, 15, 16, 17, 18]. Recently, the experimental conditional preparation of a single-photon Fock state with negative Wigner function has been reported [19].

However, all the above mentioned schemes are still quite restrictive since they are capable to prepare only single-mode states or only a particular class of two-mode states (such as the  $N$ -photon states). In this paper, we design a truly universal scheme that can be used to probabilistically generate an arbitrary multimode entangled state of light, provided that each mode does not contain more than  $N$  photons, where  $N$  is an arbitrary but finite integer. The resources required for the present scheme comprise the passive linear optical elements (beam splitters and phase shifters), single photon sources, strong coherent laser beams, and photodetectors. It was shown recently that these resources are sufficient for performing universal quantum computing [20, 21, 22, 23, 24, 25].

Our proposal provides another illustration of the surprising versatility and power of such an approach, relying only on linear optics and single photons. In this context it is worth mentioning that, very recently, Clausen et al. suggested a scheme for approximate conditional implementation of general single- or multimode operators acting on states of traveling optical field [26]. The scheme described in [26] is also based on linear optics and may be in principle used for (approximate) quantum state preparation. We emphasize that the approach proposed in the present paper conceptually differs from that of Ref. [26]. We are primarily interested in exact state preparation and our setup is specially tailored for that purpose.

We will first explain all the essential features of the state-preparation procedure on the simplest yet nontrivial example of two-mode entangled state that is formed by a superposition of two product states,

$$|j\rangle_{1A}|i\rangle_B = \frac{1}{N} (|j\rangle_{1A} |i\rangle_B^0 + e^i |j\rangle_{1A} |i\rangle_B^0); \quad (1)$$

where  $N$  is a normalization factor. Then we will generalize the preparation procedure and design a scheme for the generation of arbitrary multimode entangled states of light. We note in passing that even the simple entangled states (1) may find applications in the investigations of the foundations of quantum mechanics. For instance, it was shown recently that the states of the form (1) yield a strong violation of Bell-CHSH inequalities when Alice and Bob perform balanced homodyne measurements followed by an appropriate binning [27].

The paper is structured as follows. In Section II, we propose a method to probabilistically generate the two-mode entangled state (1) with the help of passive linear optics, single photon sources, strong coherent laser fields and photodetectors. In section III we shall extend our scheme to allow for more than two modes and more than two terms in the superposition. We will thus design a universal device that enables one to conditionally prepare an arbitrary multimode state of light. Finally, the conclusions are drawn in Section IV.



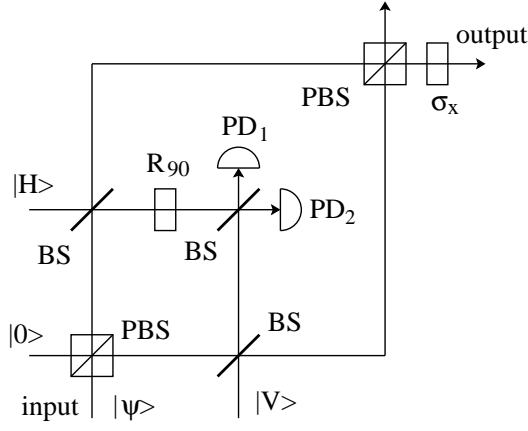


FIG. 3: Interferometric scheme for a QND measurement of a single photon [31]. BS are balanced beam splitters. PBS denotes polarizing beam splitters that transmit horizontally polarized photons and reflect vertically polarized photons.  $R_{90}$  is a waveplate that rotates polarization state by 90 degrees.

Kok et al. also proposed QND measurement schemes that do not require a-priori entanglement [31]. For our purposes it suffices to employ the simple interferometric scheme depicted in Fig. 3 which performs a partial QND photon number measurement. The coincident detection of a single photon in detectors  $PD_1$  and  $PD_2$  indicates that there was at least one photon in the input mode. Moreover, if there was exactly a single photon at the input, then its polarization state is unperturbed by the measurement. The probability of successful QND measurement of a single photon provided that there is a single photon in the spatial mode 2 is equal to  $1/8$ . In the preparation scheme shown in Fig. 1 the two QND measurements are followed by the entanglement swapping that succeeds only if each photodetector in Fig. 1 detects exactly one photon. In this way we select the events when there is exactly a single photon in each mode  $A_2$  and  $B_2$ .

The state after the QND measurement can be written in the form

$$|j_{QND}\rangle = B_1 |f_{1V}\rangle B_0 |g_{1H}\rangle |j\rangle_2 + B_0 |f_{1V}\rangle B_1 |g_{1H}\rangle |j\rangle_2; \quad (6)$$

where the non-unitary operators  $B_0$  and  $B_1$  describe removal of none or a single photon at  $BS_1$ , respectively,

$$B_0 = \sum_{n=0}^{\infty} t_1^n |n\rangle \langle n|; \quad B_1 = \sum_{n=0}^{\infty} p \frac{1}{n+1} t_1^n r_1 |n+1\rangle \langle n+1|; \quad (7)$$

### B. Quantum erasure

The QND measurement has thus created the entanglement. Still,  $B_j |f_i\rangle$  and  $B_j |g_i\rangle$  are states of two different

polarization modes while  $|f_i\rangle$  and  $|g_i\rangle$  in Eq. (2) are states of a single mode. We achieve this by erasing the information about the polarization. This is done with the help of a polarizing beam splitter  $PBS_2$ , see Fig. 2. The beam splitter is rotated such that it combines the V and H polarizations. If we associate the annihilation operators  $a_{1V}$  and  $a_{1H}$  with the modes 1V and 1H, then the transformation carried out by  $PBS_2$  is given by

$$\begin{aligned} a_{1X} &= r_2 a_{1V} + t_2 a_{1H}; \\ a_{1Y} &= r_2 a_{1H} - t_2 a_{1V}; \end{aligned} \quad (8)$$

where the polarization modes 1X and 1Y are spatially separated at the output of  $PBS_2$  as indicated in Fig. 2. The erasing succeeds if and only if the detector PD placed on the 1Y mode does not detect any photon, which ensures that all photons have been transmitted to the linearly polarized output mode 1X.

Since the input states do not contain more than  $N+1$  photons each and since a single photon was subtracted on  $BS_1$ , the state after erasure of the polarization information reads

$$|j_{PBS}\rangle = \sum_{n=0}^{2N+1} (f_n |n\rangle_1 |j\rangle_2 + g_n |n\rangle_1 |j\rangle_2); \quad (9)$$

where the output complex amplitudes  $f_n$  and  $g_n$  are given by the following formula,

$$\begin{aligned} f_n &= \sum_{k=0}^N p \frac{1}{k+1} \sum_{l=0}^n t_1^l r_1 r_2^k t_2^{n-l-k} f_{k+1} g_{n-k}; \\ g_n &= \sum_{k=0}^N p \frac{1}{k+1} \sum_{l=0}^n t_1^l r_1 r_2^k t_2^{n-l-k} g_{k+1} f_{n-k}; \end{aligned} \quad (10)$$

It follows that we can fix the values of output coefficients  $f_n$  by properly choosing the complex amplitudes of the input states. We have the recurrence equations

$$\begin{aligned} f_{n+1} &= p \frac{f_n F_n}{n+1 t_1^n r_1 r_2^n g_0}; \\ F_n &= \sum_{k=0}^N p \frac{1}{k+1} \sum_{l=0}^n t_1^l r_1 r_2^k t_2^{n-l-k} f_{k+1} g_{n-k}; \end{aligned} \quad (11)$$

and a similar formula holds for  $g_{n+1}$ . The amplitudes  $f_{n+1}$  and  $g_{n+1}$  are calculated as follows. First, some nonzero values for  $f_0$  and  $g_0$  are chosen. Then one uses repeatedly Eq. (11) to calculate  $f_{n+1}$  and  $g_{n+1}$  from  $f_k$  and  $g_k$ ,  $0 \leq k \leq n$ , and the iterations stop at  $n = N$ .

We have thus almost obtained the state (2). However, while the effective states  $|f_i\rangle$  and  $|g_i\rangle$  in (9) have the correct structure in the subspace spanned by the first  $N+1$  Fock states  $|j_i\rangle, |j_i\rangle, \dots, |N\rangle$ , they also contain an unwanted tail in the subspace spanned by the Fock states  $|N+1\rangle, |N+1\rangle, \dots, |2N+1\rangle$ .

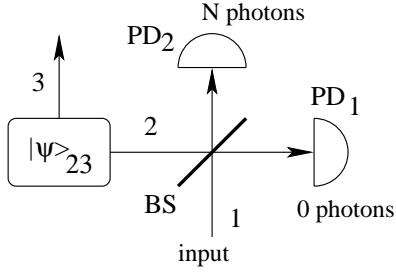


FIG. 4: Quantum scissors.

### C. Quantum state truncation

The last step in our scheme is to get rid of that tail. We do so with the help of the quantum scissors [34, 35, 36, 37, 38] that will project the state in the mode 1 onto the subspace spanned by the first  $N + 1$  Fock states. This action is formally described by the projector  $P_{QS} = \sum_{n=0}^N |n\rangle\langle n|$ . After this truncation, we finally obtain the target entangled state (2) in the output modes 1 and 2 of our device.

The quantum scissors have been discussed in detail in several recent papers [34, 35, 36, 37, 38]. The schemes proposed there can be implemented with the use of linear optics, single photon sources, and photodetectors. The setup that we shall consider in the present paper is depicted in Fig. 4. The modes 2 and 3 are prepared in a pure  $N$ -photon two-mode entangled state

$$|i_{23}\rangle = \sum_{k=0}^N c_k |k\rangle_2 |N-k\rangle_3 \quad (12)$$

It was shown recently that these states may be conditionally generated with the help of linear optics, single photon sources and photodetectors [14, 15, 16, 17]. We then combine the modes 1 and 2 on a balanced beam splitter and measure the number of photons in output modes 1 and 2 by means of two photodetectors  $PD_1$  and  $PD_2$  with single-photon resolution. The truncation is a conditional operation that succeeds when certain particular measurement outcome has been detected, say, no photons at  $PD_1$  and  $N$  photons at  $PD_2$ , which we denote as  $(0; N)$ . Note, that one could also consider other detection events, but the total number of photons detected by the photodetectors should be equal to  $N$ . The quantum scissors is essentially a quantum state teleportation in the subspace of the first  $N + 1$  Fock states, where the state (12) serves as the quantum channel, and the Bell-type measurement is carried out with the use of the beam splitter in Fig. 4 that couples the modes 1 and 2.

For our particular choice of the detection event  $(0; N)$ , and assuming a balanced beam splitter, we find that

$$c_k = \frac{P}{P_{QS}} \frac{P}{2^{N-2}} \frac{k!(N-k)!}{N!}; \quad (13)$$

should hold, where

$$P_{QS} = \sum_{k=0}^N \frac{k!(N-k)!}{2^{N-2} N!} \quad (14)$$

is the probability of the successful quantum-state truncation that projects onto the subspace spanned by  $|0\rangle, |1\rangle, \dots, |N\rangle$ .

### III. GENERAL SCHEME

So far we have considered the generation of a two-mode state that consists of a superposition of two product states. In this section we shall generalize our scheme in several ways.

#### A. $M$ -mode entangled state

First, we will discuss the preparation of a  $M$ -mode entangled state which has a form limited to the superposition of two product states, namely

$$|j_i\rangle = |f_1 i f_2 i \dots f_M i\rangle + e^i |g_1 i g_2 i \dots g_M i\rangle \quad (15)$$

To prepare this state, we first generate  $M$  states

$$|j_{ji}\rangle = |f_{ji} V_i + g_{ji} H_i\rangle \quad (16)$$

as before, and then project the  $M$  single photons onto the maximally entangled state

$$|GHZ_i\rangle = |fV :: Vi + e^i |gH :: Hi\rangle \quad (17)$$

This projection can be performed with the Greenberger-Horne-Zeilinger (GHZ) state analyzer described by Pan and Zeilinger [39]. This analyzer consists of polarizing beam splitters and half-wave plates and allows one to distinguish two GHZ states of  $M$  qubits.

#### B. Arbitrary two-mode entangled states

Our second generalization extends the preparation procedure to two-mode states that are superpositions of  $d$  product states,

$$|i_{AB}\rangle = \sum_{j=1}^d e^{ij} |f_{ji} A\rangle |g_{ji} B\rangle \quad (18)$$

Obviously, a natural strategy is to prepare this state via  $d$ -dimensional entanglement swapping from two states of the form

$$|i_{AC}\rangle = \sum_{j=1}^d |f_{ji} A\rangle |l_{ji} C\rangle; \quad |i_{BD}\rangle = \sum_{j=1}^d |g_{ji} B\rangle |l_{ji} D\rangle; \quad (19)$$

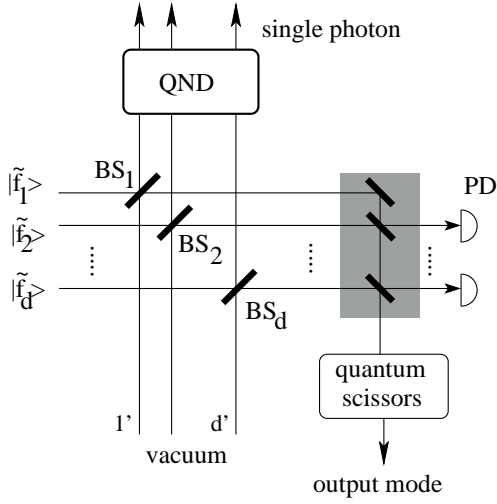


FIG. 5: Scheme for conditional generation of the entangled state (19). The erasing of the spatial information is achieved conditionally on no photon being detected at the  $d-1$  photodetectors PD.

where  $|j\rangle_i$  denotes a state of a single photon in the  $j$ th auxiliary spatial mode. To prepare the states (19), we proceed essentially as in Sec. II. The extended scheme is depicted in Fig. 5. Initially,  $d$  spatial modes are prepared in states  $|f\rangle_i$ . The array of  $d$  beam splitters  $BS_j$  extracts, with a certain probability, a single photon. We must verify the presence of exactly one single photon in total in the modes  $1'; \dots; d'$  while preserving the coherence among these modes by performing a QND measurement. This can be accomplished by  $d$ -dimensional teleportation similarly as discussed in Section II. However, this time we need to teleport a qudit encoded as a state of a single photon in  $d$  spatial modes. Fortunately, it was shown recently that the probabilistic gates for quantum computing with linear optics [20, 21, 22, 23, 24], that were introduced for qubits, can be easily extended to qudits [40]. This means that all the necessary manipulations, such as the generation of maximally entangled state of two qudits and the Bell measurement, can be probabilistically carried out with the resources that we assume here.

After the QND measurement, we must erase the spatial information contained in the resulting state

$$|j\rangle_{\text{QND}} = \sum_{j=1}^d \sum_{k=1}^d B_{j,k} |f\rangle_k |j\rangle_j; \quad (20)$$

where  $B_j$  are given by Eq. (7). This is done by the second array of  $d-1$  beam splitters indicated by the shaded zone in Fig. 5. The preparation is finished by the application of the quantum scissors, that truncate the Fock state expansion of the output state at  $N$  photons.

Suppose that the output mode after erasing is a bal-

anced linear superposition of all  $d$  modes

$$a_{\text{out}} = \frac{1}{\sqrt{d}} \sum_{j=1}^d a_j; \quad (21)$$

The complex amplitudes of the states  $|f\rangle_i = \sum_n f_{j,n} |n\rangle_i$  can then be expressed in terms of the complex amplitudes of the input states  $|f\rangle_{j,n}$  as follows

$$f_{j,n} = \sum_{n_1, \dots, n_d} \frac{P}{n!} \frac{t_1^{n_1} \dots t_d^{n_d}}{d^{n+2}} \prod_{j=1}^d \frac{f_{j,n_j+1}}{n_j!} \prod_{k \neq j} \frac{f_{k,n_k}}{n_k!}; \quad (22)$$

where the prime indicates summation over all  $n = (n_1; \dots; n_d)$  satisfying the constraint  $\sum_{k=1}^d n_k = n$ . Note that the formula (22) may be easily inverted and we can determine the complex amplitudes  $f_{j,n}$  of the input states for any given prescribed output states  $|f\rangle_i$ .

### C. Universal scheme

Finally, we point out that those two generalizations can be combined and we can thus generate an arbitrary multimode entangled state of light where each mode contains no more than  $N$  photons. Any  $M$ -mode state of this kind can be written as a superposition of no more than  $d = (N+1)^M$  product states,

$$|j\rangle_i = \sum_{j=1}^{d} e^{i\phi_j} |f\rangle_{j,1} |f\rangle_{j,2} \dots |f\rangle_{j,M}; \quad (23)$$

Note that the norm of each product state in the superposition (23) may be arbitrary. We can conditionally generate the state (23) if we first prepare  $M$  entangled states ( $k = 1; \dots; M$ )

$$|j\rangle_k = \sum_{j=1}^d |f\rangle_{j,k} |j\rangle_{j,k}; \quad (24)$$

where  $|j\rangle_{j,k}$  denotes a single photon state of the  $(j,k)$ -th auxiliary spatial mode. As discussed above, the states (24) can be prepared with the help of the scheme depicted in Fig. 5. Then, we carry out a joint measurement on all auxiliary photons. The state  $|j\rangle_i$  is obtained if we project the auxiliary modes onto an  $M$ -photon GHZ entangled state:

$$|GHZ_M\rangle_d = \sum_{j=1}^d e^{i\phi_j} |j\rangle_{j,1} |j\rangle_{j,2} \dots |j\rangle_{j,M}; \quad (25)$$

If we denote  $|j\rangle_M = |j\rangle_{j,1} |j\rangle_{j,2} \dots |j\rangle_{j,M}$  then we can write

$$|j\rangle_i = |GHZ_M\rangle_d |j\rangle_M; \quad (26)$$

With the help of the techniques developed in the framework of the quantum computation with linear optics, the

entangled  $M$ -photon GHZ state (25) can be mapped onto a product state of  $M$  photons which can then be detected by observing an appropriate  $M$ -photon coincidence. The factorization consists of a sequence of the C-SHIFT gates for two qudits. The C-SHIFT gate is defined as follows,

$$|j\rangle_{ik} |l\rangle_{jk} \rightarrow |j\rangle_{ik} |l\rangle_{jk} + |j+k^0\rangle_{ik} |l\rangle_{jk} \quad (27)$$

where  $j^0 = j$  should be calculated modulo  $d$ . As shown in Ref. [40] this transformation can be (probabilistically) performed with the use of single photon sources, passive linear optics and photodetectors with single photon sensitivity. If we apply the C-SHIFT gate to the qudits 1 and  $k$ , where  $k = 2; \dots; M$ , then the GHZ state (25) is mapped onto product state of  $M$  photons

$$|GHZ_M\rangle = \frac{1}{\sqrt{d}} \sum_{j=1}^d e^{i\phi_j} |j\rangle_1 |j\rangle_2 \dots |j\rangle_M \quad (28)$$

#### D. State preparation with quantum memory

The above described procedure for the preparation of the generic  $M$ -mode entangled state clearly shows that our approach is indeed general since it allows us, in principle, to generate an arbitrary state. But the success probability of the scheme will be exponentially small in general. The preparation procedure will therefore have to be repeated exponentially many times to produce the desired state. In the rest of this section we shall argue that the number of operations required to produce the desired state can be significantly decreased if a quantum memory is available. The situation is similar to that analyzed in Ref. [18] where the operations required to produce "cat states" was drastically decreased by using a recursive procedure that uses a quantum memory.

The advantage of the quantum memory is that it allows one to wait until successive steps in the state generation protocol have succeeded before proceeding with the next steps. For instance in the scheme described in Fig. 5, one can first produce the states  $|j\rangle_i$  and store them in a memory before proceeding with the production of the entangled state (19). Suppose that the state  $|j\rangle_i$  can be prepared with the probability  $P_j$ . Without quantum memory the probability of simultaneous preparation of the  $d$  states  $|j\rangle_i$  is  $P = \prod_{j=1}^d P_j$  and the number of required operations thus scales as  $N \propto 1/P$ . If, after a successful preparation, we store each state  $|j\rangle_i$  in a memory, we reduce the number of required operations to  $N \propto \sum_{j=1}^d 1/P_j$ .

A more elaborate use of a quantum memory is to build the state using a recursive procedure based on the Schmidt decomposition. The method is best explained on an explicit example. Suppose we would like to prepare a four-mode state  $|j\rangle_{ABCD}$ . The Schmidt decomposition of this four-mode state with respect to a bipartite splitting into the  $AB$  and  $CD$  modes can be written as

follows,

$$|j\rangle_{ABCD} = \sum_{j=1}^d |j\rangle_{AB} |j\rangle_{CD} \quad (29)$$

where  $|j\rangle_{AB}$  and  $|j\rangle_{CD}$  form orthogonal bases in some subspaces of the Hilbert space of modes  $AB$  and  $CD$ , respectively. The number of the terms in the Schmidt decomposition (29) is bounded by  $d(N+1)^2$  while, in general,  $(N+1)^4$  terms were necessary in the general procedure of Section III C. The decomposition (29) suggests that we could obtain the state  $|j\rangle_{ABCD}$  via entanglement swapping if we first prepare two entangled states

$$\begin{aligned} |j\rangle_{ABX} &= \sum_{j=1}^d |j\rangle_{AB} |j\rangle_X \\ |j\rangle_{CDY} &= \sum_{j=1}^d |j\rangle_{CD} |j\rangle_Y \end{aligned} \quad (30)$$

Now the entangled states  $|j\rangle_{ABX}$  and  $|j\rangle_{CDY}$  can be prepared using the general procedure of Sec. III C. However, for states of the specific form (30), a simpler procedure can be devised. One first generates  $d$  states  $|\tilde{j}\rangle_{AB}$  where the tilde indicates that  $|\tilde{j}\rangle$  is related to  $|j\rangle$  via relations similar to those described by Eqs. (11). The state  $|j\rangle_{ABX}$  is then prepared with the help of the device shown in Fig. 5 where the mode  $B$  of  $|\tilde{j}\rangle_{AB}$  is sent to the  $j$ th input port of the interferometer. The only modification is that we must also erase the spatial information carried by the  $A$  modes of the states  $|\tilde{j}\rangle_{AB}$  and perform the quantum state truncation after the erasing. Briefly, all  $d$  modes  $A_j$  are combined on an array of  $d-1$  beam splitters and the detectors monitor the first  $d-1$  output ports. If these detectors do not register any photon, then the erasing procedure succeeded and we apply the quantum scissors to the state in the  $d$ th output port.

Clearly, this recursive procedure can be extended to any number of modes. The resulting scheme resembles a tree structure involving repeated applications of the entangling scheme shown in Fig. 5 and the entanglement swapping that produces an  $2m$ -mode state from two  $m$ -mode states entangled with auxiliary single photons. This scheme relying on quantum memory may possibly lead to a substantial improvement of the generation probability, similarly to the case of the two-mode  $N$ -photon cat states [18].

#### IV. CONCLUSIONS

In summary, the scheme proposed in the present paper is universal in that arbitrary multimode entangled states of light can be probabilistically generated. The resources required are passive linear optics, single photon sources, strong coherent states, and detectors with single-photon resolution. This result clearly illustrates the versatility

and power of the approach relying only on linear optics and single photons.

It is fair to say, though, that the suggested setup is rather complicated and involves several nontrivial operations such as the quantum non-demolition measurement of a single photon, quantum scissors, and transformations of photonic qubits encoded as a state of a single photon in  $d$  spatial modes. We have shown that all these operations can be (probabilistically) implemented with the resources that we consider here. The resulting procedure may become very complex for general states. However, it should be emphasized that building a state like (23) must necessarily be complicated because of the large number of parameters  $[(N + 1)^M - 1]$  complex numbers that characterize this state and that must be fixed by the preparation scheme. We have also argued that the use of a quantum memory can decrease the number of operations required to produce the desired state.

We hope that this paper will stimulate the efforts to-

wards experimental demonstrations of the basic building blocks of our scheme, such as the conditional generation of single-mode finite superpositions of Fock states and the preparation of two-mode entangled  $N$ -photon states required for the quantum state truncation.

#### Acknowledgments

We are grateful to M. Dusek, R. Filip and P. Grangier for stimulating discussions. We acknowledge financial support from the Communauté Française de Belgique under grant ARC 00/05-251, from the IUAP programme of the Belgian government under grant V-18, from the EU under project RESQ (IST-2001-37559) and CHIC (IST-2001-32150). J.F. was also partially supported by the grant LN 00A 015 of the Czech Ministry of Education.

- 
- [1] M. A. Nielsen and I. L. Chuang, *Quantum Computation and Quantum Information* (Cambridge University Press, Cambridge, 2000).
  - [2] B. Yurke, *Phys. Rev. Lett.* **56**, 1515 (1986).
  - [3] M. Hillery and L. Mlodinow, *Phys. Rev. A* **48**, 1548 (1993).
  - [4] C. Brif and A. Mann, *Phys. Rev. A* **54**, 4505 (1996).
  - [5] J. P. Dowling, *Phys. Rev. A* **57**, 4736 (1998).
  - [6] A. N. Boto et al., *Phys. Rev. Lett.* **85**, 2733 (2000).
  - [7] G. Björk, L. L. Sanchez-Soto, and J. Soderholm, *Phys. Rev. Lett.* **86**, 4516 (2001).
  - [8] M. D'A Angelo, M. V. Chekhova, and Y. Shih, *Phys. Rev. Lett.* **87**, 013602 (2001).
  - [9] G. M. D'Ariano, L. Maccone, M. G. A. Paris, and M. F. Sacchi, *Phys. Rev. A* **61**, 053817 (2000).
  - [10] K. Vogel, V. M. Akulin, and W. P. Schleich, *Phys. Rev. Lett.* **71**, 1816 (1993).
  - [11] M. Dakna, J. Clausen, L. Knoll, and D.-G. Welsch, *Phys. Rev. A* **59**, 1658 (1999); *Phys. Rev. A* **60**, 726 (1999).
  - [12] S. Song, C. M. Caves, and B. Yurke, *Phys. Rev. A* **41**, 5261 (1990); B. Yurke, W. Schleich, and D. F. Walls, *Phys. Rev. A* **42**, 1703 (1990).
  - [13] M. Dakna, T. Anhut, T. Opatrny, L. Knoll and D.-G. Welsch, *Phys. Rev. A* **55**, 3184 (1997).
  - [14] H. Lee, P. Kok, N. J. Cerf, and J. P. Dowling, *Phys. Rev. A* **65**, 030101 (2002).
  - [15] J. Fiurasek, *Phys. Rev. A* **65**, 053818 (2002).
  - [16] P. Kok, H. Lee, and J. P. Dowling, *Phys. Rev. A* **65**, 052104 (2002).
  - [17] X. B. Zou, K. Pahlke, and W. Mathis, *Phys. Rev. A* **66**, 014102 (2002).
  - [18] N. J. Cerf, J. Fiurasek, S. Iblisdir, and S. Massar, quant-ph/0210059; to appear in the Proceedings of the Sixth International Conference on Quantum Communication, Measurement and Computing (QCMC'02), Boston (2002).
  - [19] A. I. Lvovsky et al., *Phys. Rev. Lett.* **87**, 050402 (2001).
  - [20] E. Knill, R. Laamme, and G. J. Milburn, *Nature (London)* **409**, 46 (2001).
  - [21] T. B. Pittman, B. C. Jacobs, and J. D. Franson, *Phys. Rev. A* **64**, 062311 (2001).
  - [22] T. C. Ralph, A. G. White, W. J. Munro, and G. J. Milburn, *Phys. Rev. A* **65**, 012314 (2002).
  - [23] J. D. Franson et al., *Phys. Rev. Lett.* **89**, 137901 (2002).
  - [24] T. B. Pittman, B. C. Jacobs, and J. D. Franson, *Phys. Rev. Lett.* **88**, 257902 (2002).
  - [25] T. B. Pittman, M. J. Fitch, B. C. Jacobs, and J. D. Franson, quant-ph/0303095.
  - [26] J. Clausen, L. Knoll and D.-G. Welsch, quant-ph/0303004.
  - [27] J. Wenger, M. Hafezi, F. Grosshans, R. Tualle-Broui, and P. Grangier, *Phys. Rev. A* **67**, 012105 (2003).
  - [28] M. Żukowski, A. Zeilinger, M. A. H. Home, and A. K. Ekert, *Phys. Rev. Lett.* **71**, 4287 (1993).
  - [29] J. W. Pan, D. Bouwmeester, H. Weinfurter, and A. Zeilinger, *Phys. Rev. Lett.* **80**, 3891 (1998).
  - [30] T. Jennewein, G. Weihs, J. W. Pan, and A. Zeilinger, *Phys. Rev. Lett.* **88**, 017903 (2002).
  - [31] P. Kok, H. Lee, and J. P. Dowling, *Phys. Rev. A* **66**, 063814 (2002).
  - [32] C. H. Bennett, G. Brassard, C. Crépeau, R. Jozsa, A. Peres, and W. K. Wootters, *Phys. Rev. Lett.* **70**, 1895 (1993).
  - [33] D. Bouwmeester et al., *Nature (London)* **390**, 575 (1997).
  - [34] D. T. Pegg, L. S. Phillips, and S. M. Barnett, *Phys. Rev. Lett.* **81**, 1604 (1998).
  - [35] M. Koniorczyk, Z. Kurucz, A. Gabris, and J. Janszky, *Phys. Rev. A* **62**, 013802 (2000).
  - [36] C. J. Villas-Boas, Y. Guimaraes, M. H. Y. Mousa, and B. Baseia, *Phys. Rev. A* **63**, 055801 (2001).
  - [37] S. K. Özdemir, A. Miranowicz, M. Koashi, and N. Imoto, *Phys. Rev. A* **64**, 063818 (2001).
  - [38] S. A. Babichev, J. Ries, A. I. Lvovsky, quant-ph/0208066.
  - [39] J. W. Pan, and A. Zeilinger, *Phys. Rev. A* **57**, 2208 (1998).
  - [40] M. Dusek, *Opt. Commun.* **199**, 161 (2001).