

Phase shift analysis in N im tz experim ents on tunneling and transm ission

J.Jakiel, W. Kantor

H N iewoodniczanski Institute of Nuclear Physics Radzikow skiego 152, 31-342 Cracow Poland;

February 23, 2022

P A C S num bers: 3,65.N k,V f,X p; 73,40.G k

Abstract For the wave representing particle traveling through any layer system we calculate appropriate phase shifts comparing two methods. One bases on the standard scattering theory and is wellknown another uses unim odular but not unitary M -m onodrom y m atrix. Both m eth-ods are not equivalent due to different boundary condition - in the one barrier case there exist analytical expressions showing difference. Authors generalize results to many barrier (layer) system . Instead of speaking about superlum inarity we introduce into the quantum mechanics so called by us "hurdling problem ": can a quantum hurdler in one dimension be faster then a sprinter (without obstacles) at the same distance. Relations between wavefunction arguments and delay or advance are shown for N im tz system s.

1 The tunneling tim es de nitions with reference to S (scatter- ing) and M (m onodrom y transfer) m atrix theories

1.1 Sm ith's m ethod as S-m atrix m ethod

Before 1960 duration of a collision was a rather ill-de ned concept, depending on a more or less arbitrary choice of a collision distance r . Such a point of view was represented by F.T Sm ith (1960) [1] in his paper "Lifetime Matrix in Collision Theory". In that work the author tried to generalize delay-time $t = \hbar (\partial \theta / \partial E)$ resulting from analysing the scattering of the wave packet into a concept of the general S matrix theory according to papers written by Bohm (1951) [2] and Wigner (1955) [3]. If collision time is de ned as a limit for $r \rightarrow \infty$, then the difference between the time:

a) in which the interacting particle stays within distance r ,
and the time:

b) it would have spent there in the absence of the interaction emerges as a well-de ned quantity which is finite if the interaction vanishes rapidly enough at large distances $r \rightarrow \infty$.

"In quantum mechanics, using steady-state wave functions, average time of residence in the scattering region is the integrated (excess) density divided by the total in-or-out (ward) flux, and lifetime (more precisely, time delay) is de ned as the difference between these residence times with and without interaction."

$$Q = \frac{\lim_{r \rightarrow \infty} \frac{1}{r} \int_0^{R_{2r}} dr \int_0^{R_{r0}} (|\psi(x)|^2 - |\psi_0(x)|^2) dx}{f} = \text{average integrated density} = \text{flux} \quad (1.1)$$

where average density in the absence of the potential is:

$$\bar{\rho}_1 = \langle |\psi(x)|^2 \rangle = \langle |\psi_1(x)|^2 - |\psi_0(x)|^2 \rangle = \lim_{r \rightarrow \infty} \frac{1}{r} \int_0^Z (|\psi_1(x)|^2 - |\psi_0(x)|^2) dx = 2AA \quad (1.2)$$

and $j_{inw=outw}$ is the inward or outward flux as defined by Smith

$$j_{inw} = A A \frac{\hbar k}{m} = j_{outw} = A A \quad (1.3)$$

where, according to the scattering theory, the asymptotic (one-dimensional) form of ψ at large x is:

$$\psi_1(x) = A (e^{-ikx} + e^{i2kx}) \quad (1.4)$$

and A is normalization while density in the central region is: $\rho(x) = \rho(x) \rho(x)$

ψ_1 in case of many channels and separable radial part of the Schrodinger equation can be written as

$$\psi_1 = A \left(\sum_j^{inw} S_{ji} \sum_i^{outw} \right) \quad (1.5)$$

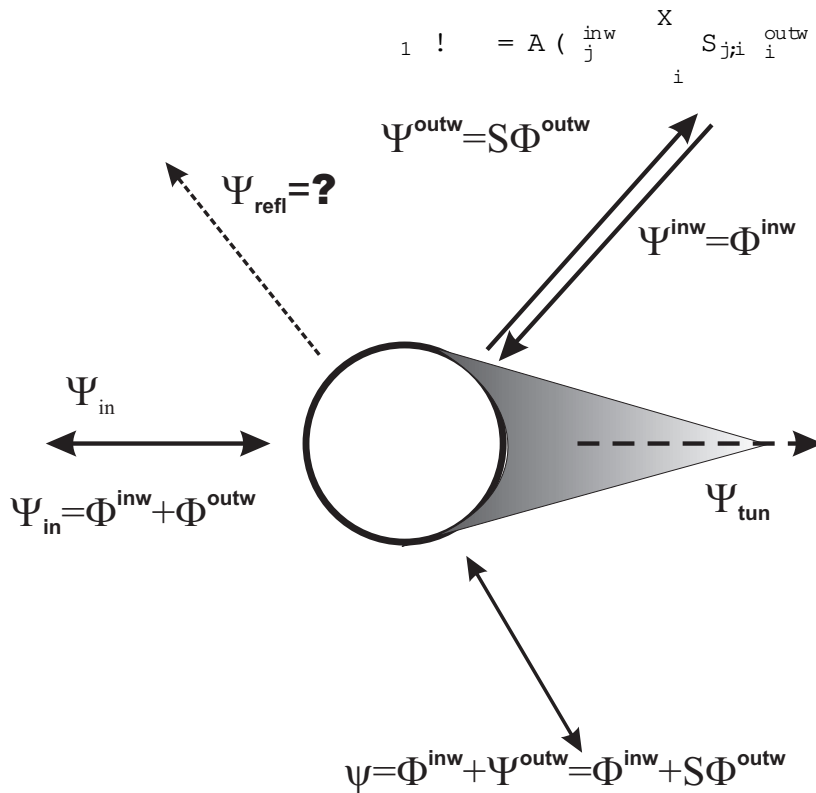


FIGURE 1. Inward, outward, tunneling etc. waves in scattering. During scattering only one wave (here) outward or inward is modified. There is no cross terms between inward and outward fluxes.

ψ_{tun} is not incorporated in ψ^{outw} nor in ψ^{inw} . It is not clear if the reflected wave $\psi_{refl} (\sum_j = 1)$ is equal to ψ^{outw} . In shadow region the complete wave function must vanish [16] ($\psi = 0$), there is no place for ψ_{tun} in.

If the wave functions are normalized to inward or outward unit flux through a sphere with radius $r \rightarrow 1$, then on the basis of complete wave functions (cf. fig 1) we build the lifetime matrix Q , using the time operator (there are no consistent theory till now concerning the time operator) $t = i\hbar \frac{\partial}{\partial E}$

$$Q = \left(i\hbar \frac{\partial S}{\partial E} \right) S^\dagger = (tS) S^\dagger \quad (1.6)$$

where S is the scattering matrix. According to Smith's paper, Q and S contain complementary information and after diagonalization of Q its eigenvalues are the lifetimes of metastable states, while the corresponding eigenfunctions are the proper functions describing these metastable states. That's why Q is called the lifetime matrix according to the formula derived by Smith as below:

$$Q_{ij} = \lim_{r \rightarrow 1} \frac{1}{r} \int_r^{2r} dr \int_0^{r^0} \left(\psi_i(x) \psi_j(x) \right) dx = r \left(\frac{1}{i} \delta_{ij} + \sum_k S_{ik} \frac{1}{k} S_{jk}^* \right) \quad (1.7)$$

where the average value is taken to eliminate oscillating terms at large r . Q is introduced corollary using identity $Q = \hbar \partial \varphi / \partial E$.

Ohmura generalized above consideration on time packets:

$$\langle r; t \rangle = \int_{-\infty}^{\infty} A(\tau) e^{i(\varphi(\tau) - Et)} e^{ikz} f(\tau) e^{i(\varphi(\tau) - Et)} \frac{e^{ikr}}{r} e^{i\tau} d\tau = \tau_{in} + \frac{1}{r} \tau_{sc} \quad (1.8)$$

In this method A, f are real functions, $\varphi = \varphi(r)$ gives time delay of incoming time packet due to reshaping before and during collision while $\varphi(\tau) = \varphi(r)$ due to reshaping only during collision (f^2 is the differential cross section). Using time dependent flux formula $j(t)$ averaged over time:

$$j = \frac{\hbar}{2im} \int_{-\infty}^{\infty} \left(\frac{\partial}{\partial r} \langle r; t \rangle - \langle r; t \rangle \frac{\partial}{\partial r} \right) dt \quad (1.9)$$

he got the mean time delay:

$$\tau = \frac{\int_{-\infty}^{\infty} A^2 f^2(\tau) \frac{\partial(\varphi(\tau) + Et)}{\partial \tau} d\tau}{\int_{-\infty}^{\infty} A^2 f^2(\tau) d\tau} - \frac{\int_{-\infty}^{\infty} A^2 \frac{\partial \varphi}{\partial r} d\tau}{\int_{-\infty}^{\infty} A^2 d\tau} \quad (1.10)$$

The above idea has been applied by Otkhovskiy-Racami [4] in investigations of reflection and tunneling times. All these methods analyze variations of the complex wave arguments during scattering, directly (by Ohmura) indirectly in terms of fluxes in ref.[4]. Below we try to find analogue of phase functions $\varphi = \varphi(r)$ (distributions) as function of projectile wave-number for transmission through systems as in Nimitz superluminal experiments [12].

Depending on the problem under consideration the scattered phase shifts can be defined in reference to other known shifts (as Coulomb phase shifts or just kr the argument of undistorted $\psi_{inw}; \psi_{outw}$ waves i.e. - without interaction phase at r is given simply by kr). Now having the scatterer we replace it by potential (repulsive or attractive) and matching wave functions and their derivatives outside potential range (as solutions of corresponding wave equation with initial condition that the wave function is equal to zero at origin as well with assumption that both fluxes inward and outward are orthogonal [1], cf. g1) we calculate scattering amplitudes. The scattering device together with incoming flux is located at cm . and elastic channel is one usually created by the nonresonant "reflected" wave function with the same k vector. The scattering theory doesn't make difference between elastic reflected and transmitted waves. There is only one averaged elastic channel wave function. Such situation is typical for all S -matrix problems in area of nuclear reaction, the phase shifts define scattering amplitudes and these quantities define cross sections to be considered. The phase shifts are not monotonic functions of energy [5] and such dependence were not investigated due to not unique definition of potential. There were attempts to solve the inverse scattering problem (from phase shifts to restore potential) but without success.

The incoming flux when scattered by the target (barrier) is converted into the outgoing parts i.e. reflected and transmitted. On the projectile side in one dimension thought experiment there is reflected particle interfering with incident beam while on the other transmitted. But in reality it is not easy to say which particle is reflected or not. In the stationary theory we take into account only an averaged outgoing flux (mixture of reflected and transmitted particle; cf. g1,2.). From S -matrix point of view we have in one dimension two subchannels (R, T) or as in case of the separable radial part of the Schrodinger equation we must remove l -wave degeneration. The l -wave splits into two subfunctions corresponding to the reflected and transmitted l -wave functions. In case of the radial coordinate (one dimension in three dimensional space) we are unable to define the left-right sides even experimentally to distinguish the reflected wave from the transmitted one (the exception is the shadow region in g. 1). This degeneracy cannot be described with traditional S_1 elements. The scattering on the set of many barriers treated as one "black box" should be described by S -matrix. But such system should be characterized by one phase shift or τ what cannot be true. We have two functions in output each with its own phase shift. To describe such system we must introduce unimodular M -matrix. The M -matrix

conserves the mutual exclusion relation between amplitudes R and T . From the transfer matrix point of view each wave function should receive proper phase shift ($\phi_R; \phi_T$) after scattering. Then we can find S -matrix amplitudes if M -called transfer matrix is known. There is one more problem S -phase shifts are found from matching while in case of transfer matrix, it is built from matching conditions as consequence of many borders between media (inside nuclear structure). The scattering system is no more the "black box" type. The internal structure causes multiple scattering as sequence of subsequent reflections and refractions what requires description in terms of not unitary M -matrix. The question is if both descriptions in terms of (S if exist and M) are equivalent. There is no papers where S -matrix R, T amplitudes could be calculated independent of M . (S is deducted from M not vice versa).

Until now the transmission (tunneling) was taken into account indirectly through reaction channels. Such treatment put tunneling outside the scattering theory. The consequences are:

- Non unique solutions at the origin (from two solutions we take only regular one into consideration, analysis below shows that in tunneling case the wave function is different from zero at system origin or at least undetermined-not used)¹.

- In nuclear physics there are problems with hard or soft core potentials which were not tested or compared with tunneling.

- Validity of time reversal invariance or detailed balance theorem which says that the time reversed incoming state (under the operator \hat{K}) is equal to an outgoing state with the same energy. The reversed in-state goes into the asymptotic free time reversed state ψ_0 when $t \rightarrow +1$ i.e. $\hat{K} \psi_i^{(+)} = \psi_f^{(0)}$ and $\hat{K} \psi_f^{(-)} = \psi_i^{(+)}$. These relations induce $S_{if0} = S_{fi}$ called detailed balancing or microreversibility. In other words the transition probability for the inverse process with time-reversed parameters is the same as that of the direct process.

But tunneling is irreversible process and we suspect- cannot be described by function regular at origin.

In general case of the reaction $a + A \rightarrow b + B$ (in the subbarrier collision) tunneling in out-state ($b + B$) is different from that in in-state ($a + A$) and tunneling disturbs scattering states. Clearly nonunitary condition breaking microreversibility relation, tunneling however can be introduced as additional indeterminance in scattering theory.

1.2 Weak Wigner causality and Wigner time

The Wigner time is the simplest one. According to [3] and formulated there the principle of causality, the scattered wave cannot leave the scatterer (of diameter r) before the incident wave has reached it i.e. $\partial/\partial k > r$. This expression in case of positive derivatives gives retardation while negative values advanced in time solution, for the outgoing wave as defined in [3] we can write $t_{out} = \frac{r}{v} + \frac{2\partial}{\partial k}$. Experimentally it is not easy to find from the excitation functions (cross sections) $\sigma(k)$. (cf. eq. 1.10). In reality in macro world the scatterer (Coulomb or gravity field) has infinite radius what forces $t_{out} \rightarrow \infty$. Let $d = 2r$ and $t_{in} = \frac{d}{v}$ then

$$t_{Wigner} = t_{out} - t_{in} = \frac{d}{v} + \frac{2\partial}{\partial k} \quad (1.11)$$

If we know $\sigma(k)$ the Wigner time (the group one) can be easily derived for finite systems.

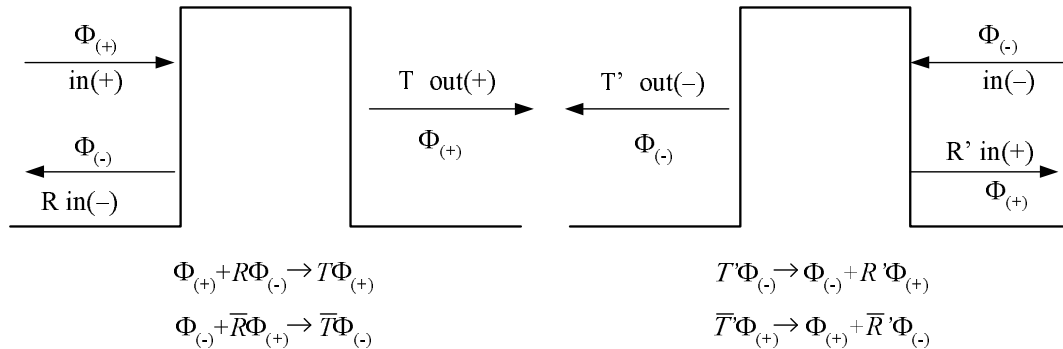
1.3 Monodromy

To introduce M -matrix we need two ingoing in() and two outgoing out() particle wave functions, (cf. Fig 2).

FIGURE 2. The monodromy problem as defined in [6,10] for one barrier. Mutual relations between ingoing and outgoing (from left or right side) particle wave functions are displayed. (In the picture bars mean complex conjugations.) The transition from initial state to final

¹ Just functions start from two irregular solutions but physical meaning has their sum equal to zero at origin [5, ch.11, eq.(5,26,71,72)] i.e. sum is regular.

one is given by the unimodular M matrix deduced from transitions as drawn in picture.



The transmission or reflection through any periodic or aperiodical set of square barriers rewritten as the transformation from $(\Phi_{in}; R)$ to (Φ_T) (undergoing the monodromy matrix), can be described in terms of the [2-2] transfer ("monodromy") cells given by superposition of $[D_i]$ matrices with $[H_i]$. $[D_i]$ represent free wave propagation between barriers which can be interpreted as phase translation to given position (the middle and/or edge of barriers) or phase translation about relative distance if $[D_{(i)}]$ are used. In ref. [7] authors use simply the name translation operator. $[H_i]$ describe particle motion under any barrier and are responsible for interactive wave propagation. Superposition of both matrices $[H_i][D_i]$ represents propagation in two opposite directions inside or outside media. In case of the square barriers unimodular $[H_i]$ matrices have form $\begin{pmatrix} a & b \\ c & a \end{pmatrix}$ where $a; b; c$ are real.

Monodromy (or the transfer matrix or translation operator unimodular not unitary (as well not equivalent to unitary) transforms the initial wave function amplitudes $A_0; B_0$ or $(1; R)$ onto outgoing one $A_n; B_n$ or $(T; 0)$.

$$\begin{pmatrix} A_n \\ B_n \end{pmatrix} = M \begin{pmatrix} A_0 \\ B_0 \end{pmatrix}$$

The monodromy form of M depends on the basic wave functions to be chosen. M shifts the solution of the Schrodinger equation from x to $x + d$ i.e. from beginning of the barrier system to its end. In the time depended approach the wave function underlies unitary evolution :

$(t = +1) = U(+1; -1) \text{ in } (-1)$. The initial and final wave functions are separated in time in S-matrix treatment while in M matrix approach as well in space : far left, far right.

For inward, outward [(complex exponential functions, Hankel functions etc) or real basic solution like $(\cos; \sin)$, regular and irregular Coulomb or Bessel functions etc.) , here both representation M and M^0 are connected by the unitary transformation] we get:

$$\begin{pmatrix} T \\ 0 \end{pmatrix} = M \begin{pmatrix} 1 \\ R \end{pmatrix}; \quad \begin{pmatrix} T \\ iT \end{pmatrix} = M^0 \begin{pmatrix} 1 \\ i(1+R) \end{pmatrix} \quad (1.12)$$

Monodromy M represents propagation of the wave functions through system of multiple cells as sequence of reflections and transmission (at each cell edge the wave is splitted into reflected and refracted (tunneled)) or M can be interpreted as superposition of cells characterized by two waves inward and outward. The four M -matrix elements can be expressed as function of complex variables T and R , above relations define only $M_{21} = R=T$, $M_{22} = 1=T$ elements. The remaining M_{12} , M_{11} elements, connected by $\det[M] = 1$ relation, we deduce from matching conditions. The monodromy is unimodular not unitary. $M^{-1} \notin M^*$ and hermitian conjugation

does not describe inverse motion. Multiple reflections and transmissions are strictly correlated with multiple matching. If system is asymmetric (there exist at least one left and right matching which do not coincide), equivalent S-matrix can exist if we introduce additional phase shift ϕ' between R and T waves. Monodromy can be periodic but not necessary. Without dissipation (energy loss) system consist of multiple superposition of unimodular matrices.

Now we consider transmission through certain device created by superposition of many barriers. Such systems can be equivalent any arbitrary shape potential $U(x)$ defined on the intervals $a_{i-1} \leq x \leq a_i + \epsilon_i$ with help of square barriers (e.g. barriers on the Cantor set etc.). There are barriers as in the fig.3:

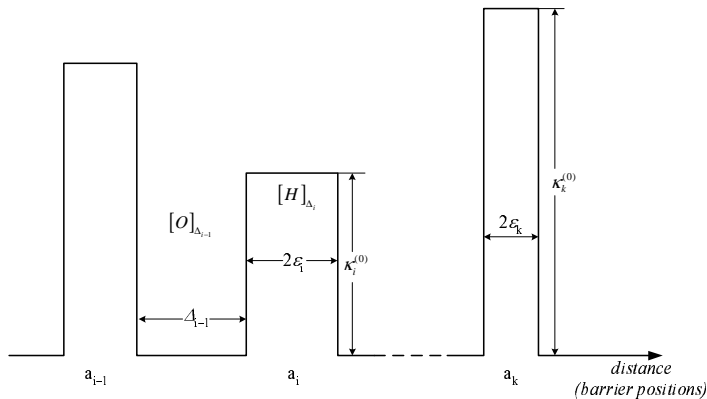


FIGURE 3. Set of barriers as used in tunneling and transmission or reflection.

The superposition of all "phase translations" describe the full transfer operator M as transformation from the initial (spinor) amplitude state to final one by means of matching conditions. By appropriate unitary transformation we can choose convenient amplitude representation. The choice depends on physics to be considered.

The n -th barriers system can be described by barrier center coordinates (a_j) or interbarrier distances (Δ_j) and barrier widths and heights $(2\epsilon_j; \kappa_j^{(0)})$. Then the system width is given as

$$d = a_n + a_n - a_1 + \epsilon_1 \quad \text{or} \quad d = \sum_{j=1}^P (2\epsilon_j + \Delta_j) \quad (1.13)$$

$$a_{k+1} = a_k + a_k$$

where a_i is the i -barrier center position and $2\epsilon_i$ width of the i -th barrier, a_k - interbarrier distance (between barrier centers) and Δ_j free cell width (distance between neighbour barrier edges).

The M transfer matrix can be expanded as multiplication of $[H_j]$ and $[O_j^{(i)}]$ matrices. The first describe particle motion under the barrier (or in media) while second free motion between barriers. The matrices $[O_j]$ can be written as the function of Δ_j i.e. distances between adjacent barriers given by the difference of their edge positions:

$$\Delta_j = (a_{j+1} - \epsilon_{j+1}) - (a_j + \epsilon_j) \quad (1.14)$$

The transfer matrix can be expressed in terms of the barriers edge i.e. a_{i-1} or distances between adjacent barriers eq.(1.13) then the transfer operator $M^{(0)}$ is

$$M^{(0)} = [H_n] \prod_{i=1}^{N-1} [O_i] [H_i] \quad (1.15)$$

In representation such that $[O_i]$ is diagonal, we have the normal form of the position independent complex transfer operator

$$U_M M^{(0)} U_M^\dagger = [M]$$

in case of the cos/sin base U is the unitary matrix which make diagonal $[O_i]$ i.e.

$$O_j^{(U)} = U_M O_j U_M^Y = \begin{pmatrix} e^{ik_j} & 0 \\ 0 & e^{-ik_j} \end{pmatrix} \quad \#$$

$O_j^{(U)}$ is interpreted as stream of two waves propagating in opposite directions.

All that matrices, denoted by $M^{(U)}$, like $H_n^{(U)}$, $[M]$, and $[D]$ after diagonalization, belong to monodromy type [6], (cf. [2]) i.e.

$$M^{(U)} = \begin{pmatrix} X + iY & V - iW \\ V + iW & X - iY \end{pmatrix} \quad \# \quad (1.16)$$

If $[M^0]$ is real and $[M] = U_M [M^0] U_M^Y$ then $X = (M_{11}^0 + M_{22}^0)/2$; $W = (M_{11}^0 - M_{22}^0)/2$; $V = (M_{12}^0 + M_{21}^0)/2$; $Y = (M_{12}^0 - M_{21}^0)/2$;

V and W gives information about asymmetry in tunneling (breakdown of balance between two waves traveling inside the "black box" in two opposite directions).

The product of $O_i^{(U)} H_i^{(U)} = M_i$ is then the element of the barrier structure named the single cell transfer operator. It can be written as:

$$M_i = O_i^{(U)} H_i^{(U)} = \begin{pmatrix} e^{ik_i} & 0 \\ 0 & e^{-ik_i} \end{pmatrix} \quad \#$$

$$\begin{pmatrix} \cosh(2\eta_i) + \frac{1}{2}(\frac{1}{\eta_i} - \eta_i) \sinh(2\eta_i) & \frac{1}{2}(\frac{1}{\eta_i} + \eta_i) \sinh(2\eta_i) \\ \frac{1}{2}(\frac{1}{\eta_i} + \eta_i) \sinh(2\eta_i) & \cosh(2\eta_i) - \frac{1}{2}(\frac{1}{\eta_i} - \eta_i) \sinh(2\eta_i) \end{pmatrix} \quad \# \quad (1.17)$$

where $\eta_i = \frac{i}{k}$ and $\eta_j^2 = (\frac{0}{j})^2 - k^2$, k is the projectile momentum. Transition to barrier set is done using eq.(1.17) when in M_i we put $\eta_i = 2\eta_j$ then we get:

$$M_j^{(U)} = \begin{pmatrix} e^{ik_j} & 0 \\ 0 & e^{-ik_j} \end{pmatrix} \begin{pmatrix} 1 + \frac{i\eta_j}{2k} & \frac{\eta_j}{2k} \\ \frac{\eta_j}{2k} & 1 - \frac{i\eta_j}{2k} \end{pmatrix} \quad \#$$

using two phase representation (of reflection and tunneling) [8] we can rewrite the $[M_i]$ matrix for symmetric structure in more compact form:

$$[M_i] = \begin{pmatrix} e^{ik_i} & 0 \\ 0 & e^{-ik_i} \end{pmatrix} \begin{pmatrix} \frac{e^{i(\theta'_{1,i} + \theta'_{2,i})}}{\sin(\theta'_{1,i})} & \cot(\theta'_{1,i}) e^{i\theta'_{1,i}} \\ \cot(\theta'_{1,i}) e^{-i\theta'_{1,i}} & \frac{e^{-i(\theta'_{1,i} + \theta'_{2,i})}}{\sin(\theta'_{1,i})} \end{pmatrix} \quad \# \quad (1.18)$$

where we put on the base of the single barrier transmission formula:

$$\theta'_{\text{monodromy},i} = \theta'_{1,i} + \theta'_{2,i} = \tan^{-1}(\frac{1}{2}(\frac{1}{\eta_i} - \eta_i) \tanh(2\eta_i)) \quad (1.19)$$

reparation of both phases in general case (many barrier system) is not easy.

This single cell operator can also be written with help of amplitudes ($R_{1,i}; T_{1,i}$) and phases ($\theta'_{2,i}; \theta'_{1,i}$) as:

$$M_i = O_i^{(U)} H_i^{(U)} = \begin{pmatrix} e^{ik_i} & 0 \\ 0 & e^{-ik_i} \end{pmatrix} \begin{pmatrix} \frac{1}{T_{1,i}} e^{i(\theta'_{2,i} + \theta'_{1,i})} & \frac{R_{1,i}^Y}{T_{1,i}} e^{i\theta'_{1,i}} \\ \frac{R_{1,i}}{T_{1,i}} e^{-i\theta'_{1,i}} & \frac{1}{T_{1,i}} e^{-i(\theta'_{2,i} + \theta'_{1,i})} \end{pmatrix} \quad \# \quad (1.18)$$

We assume $T_i = T_{1,i} e^{i(\theta'_{2,i} + \theta'_{1,i})}$ and $R_i = R_{1,i} e^{i(\theta'_{2,i} + \theta'_{1,i} - \theta'_{1,i})}$. So the wave phase in the reflection channel differs by $\theta'_{1,i}$ from transmitted one. $\theta'_{1,i}$ can be computed from the expression

²Due to relation $R^2 + T^2 = 1$ all cyclic function can be calculated modulo $i\pi$ i.e. $T_{1,i} = |T_{1,i}| e^{i\theta'_{1,i}}$ (real (cos) sinusoidal amplitude modulus) while the phase between R and T amplitudes due to imaginary factor modulo $\pi/2$ (equivalence of $\tan(nx)$ and $\cot(nx)$ sets, see [2] ch.11, Bohm's $\theta'_{1,i}$ are different from ours, his $\theta'_{\text{refl}} = \theta'_{\text{trans}} + \pi/2$); we require only smooth behavior of phase function and its derivative.

$$\tan(\theta) = \frac{W}{V} \quad (1.20)$$

$\theta \neq 0$ for asymmetric systems, for symmetric one we can put $\theta = 0$

1.4 Phase properties of M matrix-one barrier case or the barrier set equivalent to one

Let in the equation (1.17,18) $\theta_i = \text{const}$, $\theta_i = \theta$ and H is the same for all i $H_i = H$. Then we call $M_i = M$; single cell "power" (or periodic) monodromy operator. Internal structure of $[M]$ representing certain device causing reflection and refraction defines transmission or tunnelling through the barriers as well as general (aperiodic) monodromy. We maintain that monodromy as applied to two channel elastic scattering is group property.

Let us make one more comment: periodical structure emerges with multiple application of $[M]$ but natural boundary condition can change periodicity.

We can solve eq.(1.12) with M as in (1.16,17) to find amplitudes R and T

$$iT e_n^{ik(a_n + \theta_n)} = M_{11} i e_0^{ik(a_1 - \theta_1)} + M_{12} e_0^{ik(a_1 - \theta_1)} R$$

$$0 = M_{21} i e_0^{ik(a_1 - \theta_1)} + M_{22} e_0^{ik(a_1 - \theta_1)} R$$

The general solution of that equation is:

$$T = \frac{M_{11} M_{22} - M_{12} M_{21}}{M_{22}} e^{-ikd} = \frac{1}{X - iY} e^{-ik(a_n + \theta_n - a_1 - \theta_1)} \quad (1.21)$$

$$R = \frac{W + iY}{X - iY} e^{2ik(a_1 - \theta_1)} \quad (1.22)$$

We can calculate also the amplitude ratio

$$\frac{R}{T} = \frac{R_1}{T_1} \exp(i(\theta' + k(a_n + \theta_n - a_1 - \theta_1)))$$

In above formulas we put

$$M_{22} = X - iY = \frac{\exp(-i(\theta'_1 + \theta'_2))}{T_1} = \frac{\exp(-i\theta'_{\text{monodromy}})}{\sin(\theta'_1)}$$

and system total width $d_p = a_n + \theta_n - a_1 - \theta_1$ can be expressed by interbarrier spacing d_i i.e.: $d = \sum_i (2\theta_i + d_i) = \sum_i d_i$. In that way d_i defines the single cell width (one barrier plus one interbarrier well). As we have seen in explicit formulas for M_{11} and M_{22} the argument of diagonal matrix elements is $\arg(M_{11}) = \theta'_1 + \theta'_2 = \theta'_{\text{monodromy}}$ and it depends through θ'_i on internal system structure.

Usually for symmetric systems we have $W = 0$ then V is real and both amplitudes have the same phase.

The expression (1.21,22) for amplitudes R, T depend on the wave function value at the "black box" edges. In case of symmetrical aperiodical systems we put $a_n + \theta_n = a_1 + \theta_1$.

For one barrier using unimodularity, in case of R and T we get:

$$iT = \frac{i}{M_{22}} e^{-ikd} = i \sin(\theta'_1) \exp(i \tan^{-1} \frac{1}{2} (\frac{1}{\theta'_1} - 1) \tanh(2\theta'_1 \theta'_1) - kd) = i \sin(\theta'_1) \exp(i\theta'_2) \quad (1.21)$$

$$R = \frac{M_{21} i e^{2ik(a_1 - \theta_1)}}{M_{22}} = \cos(\theta'_1) \exp(i \tan^{-1} \frac{1}{2} (\frac{1}{\theta'_1} - 1) \tanh(2\theta'_1 \theta'_1) - kd) = \cos(\theta'_1) \exp(i\theta'_2) \quad (1.22)$$

We can rewrite φ_2 as follows

$$\varphi_2 = kd + 2 \tan^{-1} \left(\frac{1}{\kappa} \tanh(\kappa a) \right) + \tan^{-1} \frac{2\kappa}{(1 + \frac{2}{\kappa}) \sinh(2\kappa a)} = 2\varphi_1 + \varphi_1 \quad (1.23)$$

Here κ is as in [9] (Aufgabe 57) i.e. $\kappa = kd = 2 + \tan^{-1} \left(\frac{1}{\kappa} \tanh(\kappa a) \right)$, Flugge to solve problem put $\psi(0) = 0$, we do not need that condition and "translational" boundary conditions at $r = r_0$ $d=2$ (assuming $r_0 = 0$) result in additional phase φ_1 . Then in our methods cross section is proportional to $\sin^2(\varphi_2/2)$ not $\sin^2(\varphi)$.

In g. 4,5 we have shown transmission, $\arg T = \varphi_2(k)$ and $\varphi_2(k) = 2\varphi_1 + kd$ in single barrier case. The $\varphi_2(k)$ in allowed k -band is increasing function of k and the quantum hurdler is slower then particle without obstacle; the $\kappa(k)$ function has not such properties.

Using $\varphi_{monodromy}$ $E = 0$, from position of the packet center we find the transmission time in the Nitz experiments.

The heuristic time calculation fulfills typical limits:

$$\frac{\hbar \partial (\varphi_{1,i} + \varphi_{2,i})}{i \partial E} \approx \frac{2}{v_i}$$

For typical φ_2 expressions we get the same limit. That expressions are not here important. We presume wide systems are composed from thin elementary segments.

FIGURE 4. Transmission through one barrier three units [mm] wide. $\kappa^{(0)}$ is barrier height in k units [1/mm]. kd represents maximal negative phase slope according to weak Wigner causality. Slope of $\varphi_2 = \varphi_2 + \varphi_1$ kd is connected with the group velocity in transmission through the barrier. $\partial \arg T / \partial k (\varphi_2) =$ is time "delay". The wave length at $\kappa^{(0)}$ is smaller than the barrier width.

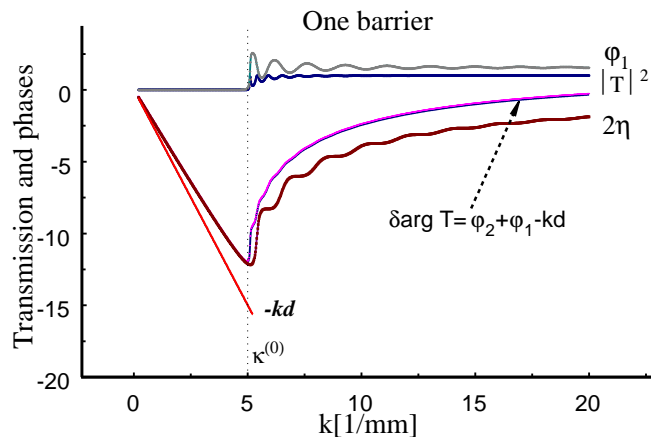
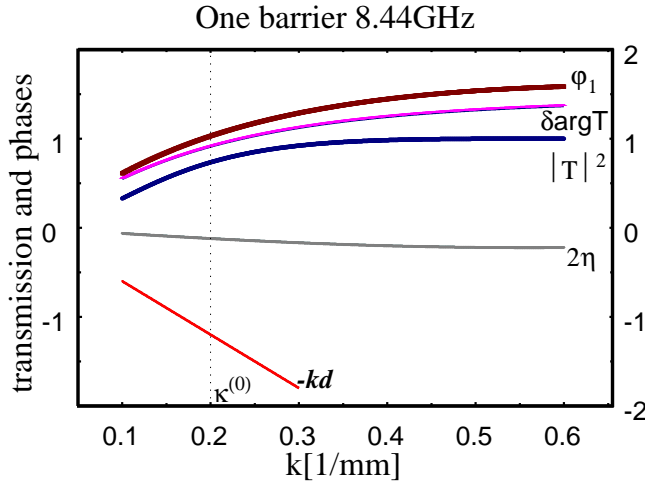


FIGURE 5. Transmission through one Nitz barrier 6mm wide. $\kappa^{(0)}$ is barrier height in k units (here mm^{-1}). As in g.4 (kd) represents maximal negative phase slope according to weak Wigner causality. The wave length at $\kappa^{(0)}$ is bigger than the barrier width so phase characteristic is dominated by φ_1 . The slopes of $\varphi_1(k)$ and $\arg T$ phase curves are positive and give retardation. However $\varphi_2 - kd = 2\varphi_1$ suggests small speed advance.



In Fig.4 we have shown the phase characteristics in tunneling through one (or two barriers see Fig.6). Due to weak Wigner causality applied to the sum of both phases ($\partial/\partial k$) (ϕ_2) $>$ d . From monodromy $\arg T = \arg R = \phi_2 + \phi_1 - kd = \phi_2$. The phase $\phi_2 - kd$ alone is typical $2\phi_0$ as in QM textbooks (see [5,9]). Sometimes for one or few barriers –when d is comparable with the barrier width, the height of the barriers can be easily deduced from the phase characteristics. It is not a rule cf. Fig.5, 7 and others.

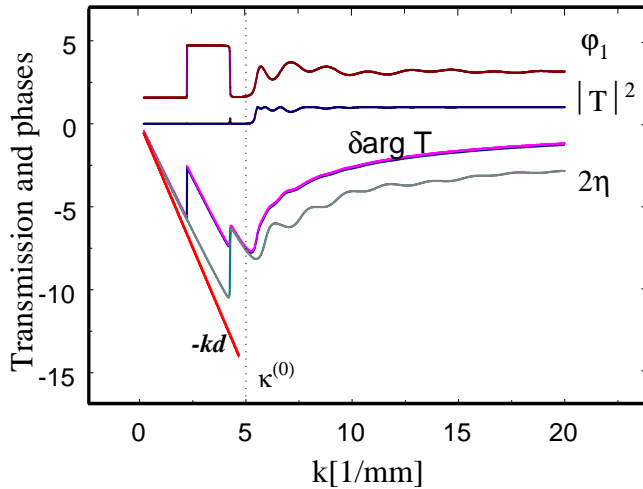


FIGURE 6. Transmission through two equal barriers each one length unit [nm] wide. The cavity diameter is one millimeter wide too. $k^{(0)}$ is barrier height in k units [1/mm] the same as for one barrier tunneling (cf. Fig.4).

We can write general expression for monodromy single cell traces

$$\begin{aligned} \cos \phi_i &= \frac{1}{2} \text{Tr} [M_i] = \text{Re} \frac{\exp(i(\phi'_{1,i} + \phi'_{2,i}))}{\sin(\phi'_{1,i})} = \frac{\cos(\phi'_{1,i} + \phi'_{2,i})}{T_{1,i}} \\ &= \cot(\phi'_{1,i}) \cos(\phi'_{2,i}) - \sin(\phi'_{2,i}) \end{aligned} \quad (1.24)$$

For each cell we can define two internal phases $\phi'_{1,i}, \phi'_{2,i}$ "Bloch phases" (in analogy to ϕ_i in [10]) and another one k_i as external typical for the interbarrier movement. Such method can be compared to the scattering as in [10]. Stability in classical mechanics is expressed by inequality $\text{Tr} M < 2$, here in quantum mechanics $\text{Tr} M$ describes mutual ratio of reflection and transmission (tunnelling) –expressed respectively by ϕ_i or ϕ'_i behavior. High above the barriers $\phi'_{1,i} \approx \pi/2$ so $\phi'_{2,i} \approx kd_i$. We see that much more appropriate phases to be named "Bloch phases" are $\phi'_{1,i}, \phi'_{2,i}$ which describe internal device structure however here we deal with the aperiodical or quasiperiodical system (periodic + boundary).

Let assume there exist average transfer operator \underline{M} equivalent to superposition of equal or different elementary monodromy cells (assuming symmetric case $a_n + b_n = a_1 + b_1$). We say there exist an equivalent "black box" barrier operator \underline{M} which preserves the single cell form

(cf. eq. (1.15,17,18)).

$$O_n^{(U)} \begin{pmatrix} h \\ 1 \end{pmatrix} \begin{pmatrix} h \\ 1 \end{pmatrix} \begin{pmatrix} h \\ 1 \end{pmatrix} = \underline{M} = \frac{1}{\cot(\theta_1)} \frac{e^{i(\theta_1 + \theta_2)}}{\sin(\theta_1)} \begin{pmatrix} \cot(\theta_1) \\ 1 \end{pmatrix} \begin{pmatrix} 1 \\ \cot(\theta_1) \end{pmatrix} = \begin{pmatrix} f^Y(d; \theta) & g^Y(d; \theta) \\ g(d; \theta) & f(d; \theta) \end{pmatrix} \quad (1.25)$$

The phases θ_1, θ_2 are functions of device internal structure. We assume such phases exist and can be computed while M is folded from square barriers, $T e^{ikd} = f^{-1}(d; \theta) = \sin(\theta_1) e^{i(\theta_1 + \theta_2)}$ where θ represents all internal variables needed to compute θ_1, θ_2 . In most cases the product of the single cell expressions (1.18) can be computed only numerically. The total phase shift change is given approximately by \underline{M} transforms input $(1; R)$ onto $(T; 0)$ output):

$$\theta_{monodromy} = (\theta_1 + \theta_2) = \arg f f(d; \theta) g = \tan^{-1} \left(\frac{1}{2} \left(\frac{1}{\sin(\theta_1)} - \tan h(2\theta) \right) \right)$$

Equivalent "black box" width is $d = \frac{2}{k}$. Well above the barriers i.e. $\arg f f(d; \theta) g \xrightarrow{! \rightarrow \frac{1}{k}} kd$ there is the transmitted wave running in the initial direction nearly without distortion. Here the argument of \tan^{-1} has only symbolic meaning however we assume existence of θ_1, θ_2 for the equivalent black box barrier.

In equations (1.25), for periodic case (i.e. $M_i = M_N$) where Cayley Hamilton theorem can be applied, $O_n^{(U)}$ just cancel exponential term on the diagonal of M_i matrix. The total transfer periodic matrix is if $\cos(\theta) = \frac{1}{2} \text{Tr} M_N$:

$$M_N = O_n^{(U)} \begin{pmatrix} h \\ 1 \end{pmatrix} \begin{pmatrix} h \\ 1 \end{pmatrix} M_N = O_n^{(U)} \begin{pmatrix} h \\ 1 \end{pmatrix} \begin{pmatrix} h \\ 1 \end{pmatrix} M_N; \frac{\sin(N\theta)}{\sin(\theta)} \frac{1}{\sin(\theta)} = \frac{\sin(N\theta)}{\sin(\theta)} \frac{1}{\sin(\theta)}$$

it is obvious that similarity of M_N trace with M trace (as in [10]) is accidentally. The trace properties are useful when we want to write any power of M_N in terms of M_N and the unit matrix (see ref [13]). There exists however an additional matrix factor $O_n^{(U)}$ which changes the final trace completely. From physical point of view we are interested only in transformations which put $O_n^{(U)}$ into diagonal form meaning that between interaction areas we have two free waves running in opposite directions. In general case for the i -cell we can define two scattering or Bloch phases $\theta_{2,i}, \theta_{1,i}$ (Bloch phases suggest periodicity what is not here the case) and phase displacement k_i so each cell has different trace properties. During out of resonance tunneling, particle seems to be insensible to i distances.

It is impossible to make diagonal both $O_n^{(U)}$ and $H_N^{(U)}$. Matching conditions induce the monodromy form of $H_N^{(U)}$ describing particle movement under the barrier as in [6]. The total transfer matrix is composed of many matrices. We must know its final form explicitly to find mutual ratio of reflection and transmission.

In aperiodical symmetric system (like barriers on the Cantor set) the averaged term $\theta_1 + \theta_2$ is different from the expression valid for the single barrier (1.21,22). The case symmetric is important, it is easy to calculate the phases θ_1, θ_2 : in the monodromy matrix (1.16) $W = 0$ and as written already V is real so from (1.24) $V = \frac{\cot(\theta_1)}{P} = R = T$. From $X; Y$ we extract the second phase. For asymmetry we get $\cot(\theta_1) = \frac{P}{V^2 + W^2} = R = T$ and $\tan(\theta_1) = \frac{W}{V}$. $\theta_1(k)$ is phase difference between amplitudes in reflection and transmission.

Resume:

Translation operators suggest "translation in time" too. S -matrix is time independent operator $(U(t) = 1; +1)$ and treats the quantum wire translation device as "black box" which structure should be found out in "phase shifts" experiments. Unitarity of S -matrix suggests full symmetry of "black box". It is not clear if S -matrix phase shifts θ_1 can be used to calculate time delay for particle traveling through the investigated object cf.[1].

Only the transmitted (tunneling) waves "feel" the object size (i.e. its depth). Tunneling introduces asymmetry into experiment as well into theory. May be motion emerges in the quantum mechanics as consequence of reflection-transmission interference (which takes place only under / over the barrier or the potential well). So there exist equivalent S-matrix (S_M) related with M-monodromy translation operator if M is symmetric. Asymmetry causes problems and microreversibility is exact up to tunneling. M-matrix can be periodic but generally it is not. To describe properly tunneling and reflection we need mixture of inward and outward solutions (or at each point of the space the true solution is mixture of regular and irregular one coupled by tunneling effect at origin where integration of the wave equation starts).

In tunneling, due to equivalence between the complex Schrodinger and two dimensional Maxwell (Helmholtz) equations, we consider as well photons as massive particles.

1.5 Monodromy time

Two phase shifts suggest that Wigner causality should be applied separately to reflected and transmitted waves. But if reflection has nothing common with transmission their coupling through the $R^2 + T^2 = 1$ relation would result in completely different phases of both functions. The above analysis shows that in principle for symmetric systems both waves have common phase $\phi_2 = \phi_1 + \phi_2$ [8] and such sum should be used in causality relation. The phase ϕ_2 alone corresponds to (1) if $k^{(0)}$ where (0) is the barrier height i.e. $2mV = \hbar^2 k^{(0)2}$. We can generalize the Wigner time and write

$$t_{\text{Monodromy}} = \frac{\partial(\phi_2 + dk)}{\partial k} > 0; \quad \phi_2 = \phi_1 + \phi_2 \quad (1.26)$$

Tangent to $\phi_{\text{Monodromy}} = \phi_2(k) + dk$ cannot be negative: the scattered wave cannot leave the barrier of width d before the incoming wave has entered it - in consequence $t_{\text{Monodromy}} > 0$. There is additional phase ϕ_1 which modifies weak causality relation (eq. 1.11). Both phases result from M-matrix.

In case of asymmetric barrier systems we can introduce times separately for reflection and transmission:

$$t_{\text{Monodromy,refl}} = \frac{\partial(\phi_2 + dk)}{\partial k}; \quad t_{\text{Monodromy,trans}} = \frac{\partial(\phi_2 + dk + \phi_1)}{\partial k} \quad (1.27)$$

2 Nitz experiments in view of the monodromy matrix

The barriers in Nitz experiment [12] consist of two photonic lattices which are separated by an air gap. Each lattice consists between one and four equidistant Perspex layers separated by an air. The refractive index of Perspex is $n = 1.61$ in the measured frequency region. In order to build a photonic barrier for the microwave signals, the thickness of the Perspex $b = 6.0$ (or 5.0) mm and the air layers $a = 12.0$, (8.5) mm present a quarter of the microwave carrier's wavelength in barrier $\lambda_n = c/(nf_c) = 22.1$; (20.4) mm and in air $\lambda_0 = c/f_c = 35.5$; (32.8) mm respectively. The air space $d_{\text{cav}} = 130$; (189) mm between the two lattices forms a cavity and extends the total length of the barrier. The resonance frequencies of the cavity can be calculated on the base of monodromy matrix and are in case of two setups 1097 MHz (or 764 MHz); according to Nitz $f_{\text{res}} = c/(2d)$ is (1153) or (794) MHz.

The calculated transmission and wave function phases (according to monodromy for symmetric photonic lattices the reflection phase equals the transmission phase) are displayed in Fig(7,8). In Fig 8 we marked three areas with anomalous dispersion.

Nitz assumes that the frequency spectrum of the microwave signal lies completely in the nonresonant "forbidden" frequency region between $11f_{\text{res}}$ and $12f_{\text{res}}$. Using the monodromy calculation method and if (0) is correct, f_c should be shifted in comparison to Nitz data (see figs 7,8) i.e. k from the value 0.1769 up to 0.19 equivalent, $f_c^{(0)} = 9$ GHz. The superluminal k -regions weakly depend on small (0) changes. However (0) should be determined from the

internal Perspex structure. Sometimes for one barrier there is the sharp change in both $\phi_1; \phi_2$ phases behaviour at $k = k^{(0)}$ if barrier width is comparable or bigger than particle wave length. for

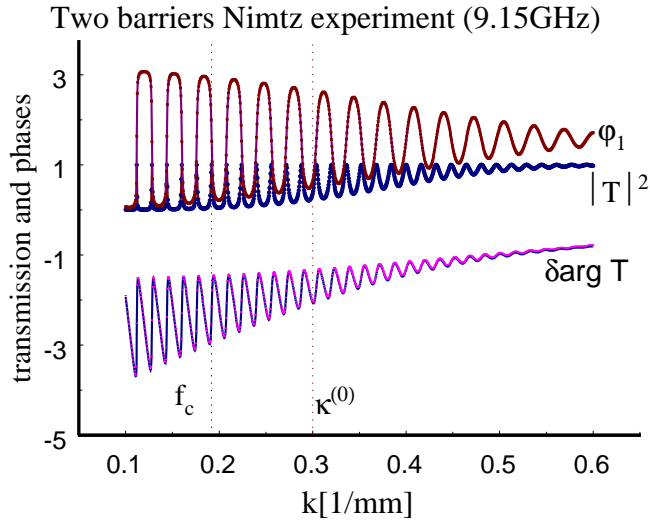


FIGURE 7. Two barriers (9.15GHz) experiment: thickness of barrier is 5.0mm, $d_{cav} = 189\text{mm}$. The superluminal speed changes gradually from $6.9c$ at $k = 0.12$ to $3.4c$ near f_c , cf. g8. Total width of the system is 199mm.

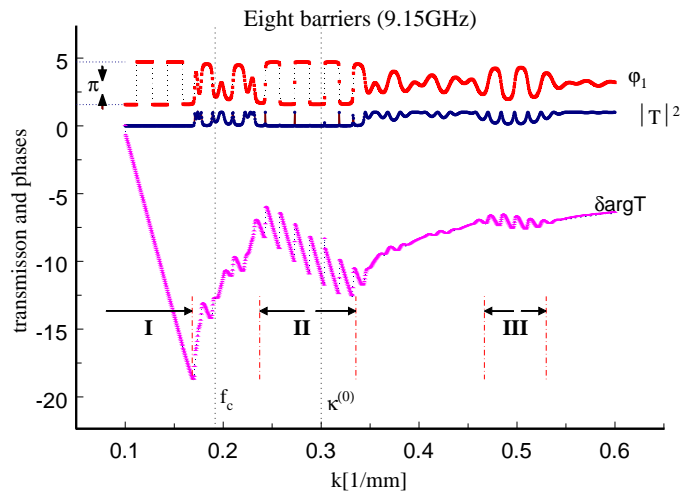


FIGURE 8. Eight barriers (9.15GHz) experiment at 9.15GHz: thickness of barrier is 5.0mm, of air layers is 8.5mm, while $d_{cav} = 189\text{mm}$. The superluminal speed in region I is $23c$ while in region II $14c$. Total width of the system is 280mm.

It is not easy, from the phase curves to say where $k^{(0)}$ is placed. $k^{(0)}$ should be found by any independent method.

At the end we present phase shift analysis in case of the Kiang model with 10 barriers [10,11]. In allowed bands the "quantum hurdler" is retarded. But it is not so simple in case of forbidden bands. If the particle is reflected, negative slope can be related with penetration depth and for the transmitted wave with advance speed.

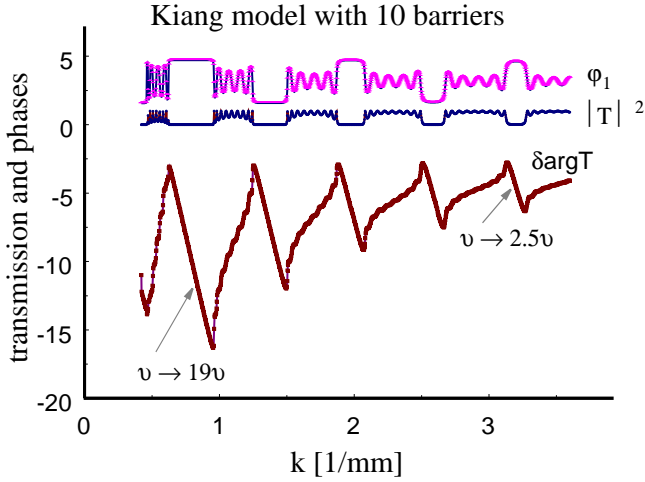


FIGURE 9. The Kiang model with ten barriers is a good example of ("superluminal") time advance effect in the successive k -forbidden regions. As in [10], we used for that model $\eta = 5$, where η is barrier penetrability and d is the interbarrier distance. The slope of the phase line characterizes the superluminal speed i.e. for the deepest band we have $19c$ for the next bands this speed decreases and is adequately: $10c$, $5.5c$, $4c$ and $2.5c$ in the latest band. In allowed regions the slopes are positive and give retardations. The group time delay is much bigger at resonances then between them – the phase curve oscillates strongly.

2.1 Final remarks

We assume that d is system width and $t^{(0)} = d/c$ is the "classical" time needed to travel through barriers. For symmetric device both waves reflected and transmitted received the same phase shift ϕ_2 (mod 2π). The monodromy phase shift analysis of reflection and transmission amplitudes rejects reflection from the front and treats both processes as occurring after the time $t_{\text{tun}} = t^{(0)} + t^{(2)}$ where $t^{(2)}$ results from ϕ_2 . From the M -matrix point of view reflection and transmission delay is defined as $t_{\text{tun}} = (d + \partial\phi_2/\partial k) = 2d_{\text{pen}} =$ is positive and allow us to interpret d_{pen} as penetration depth in case of reflection. But we are unable to say from which position particle is transmitted. In that case interpretation is not easy. Maybe the tunneling wave function is strongly repelled from forbidden bands resulting in negative phase derivative. It seems that the tunneling particle needs much shorter time to travel through barrier than in free space. Numerical calculations (with M -matrix) show that always $d_{\text{pen}} > 0$ according to weak Wigner causality. If $2d_{\text{pen}}$ is actual distance seeing by the tunneling particle then $2d_{\text{pen}} = t_{\text{tun}}$ is typical speed (v) in the matter, but $d = t_{\text{tun}}$ gives the advance speed. We stress once more the transfer matrix enable us to find k -dependence of phases. The phase shift ϕ_2 alone is not monotonic and corresponds to phase shifts from S matrix. A analysis of amplitudes from equivalent S matrix cause problems. We must define the arrival time for reflected particle and "departure" time for transmitted one. The probabilistic interpretation of R and T suggests that reflection occurs at barrier front [14] and then anomalous dispersion brakes weak Wigner causality, $t^{(0)}$ time must be separately defined for the reflected and transmitted waves, in consequence there is no interference between these waves. When we calculate $\phi_2(k)$ in allowed bands in simple n -barrier systems we recognize that it is monotonic function of k with nontypical resonance structure of another origin. The quantum hurdler is retarded as it can be seen from $\arg T$ in the Kiang model (Fig. 9) but forbidden bands push out the particle. This structure emerges from interference effects between both (reflected and transmitted or incoming and reflected) elastic channels in "continuum" including tunneling. Possible superluminal area are seen in Fig.(5–9). i.e. anomalous dispersion $\frac{\partial\phi_2}{\partial k} < 0$ but it is questionable if $\phi_1 = \text{const}$ or is negligible – ϕ_1 is oscillating function of wave number k . We analyze anomalous dispersion (without absorption or dissipation) only from two channel interaction point of view. In usual propagation of light in refractive media we reject influence of reflected wave.

Brillouin has written in his book [15] "it is impossible to think of refractive medium without

dispersion" (and energy loss) so the questions – what velocity coincides with elastic tunneling as well what the nature of anomalous dispersion is – remain open.

We thank Nimitz for kind scientific cooperation. For stimulating discussion we are grateful to A Horzela, V S Otkhovsky, E Recami, S Maydaniuk.

References

- [1] Smith, F.T., Phys.Rev. 118 349 (1960) ; Ohmura, T. Progress of Theor.Phys. 29 108 (1964).
- [2] Bohm, D. (1951), Quantum Theory, Prentice-Hall, New York.
- [3] Wigner, E.P., Phys. Rev. 98 145 (1955).
- [4] Otkhovsky, V.S., Recami, E. Phys. Rep. 214 340 (1992).
- [5] Joachain, Ch.J., Quantum Collision Theory, North Holland Publishing Co., (1975) Ch.4.4; Taylor, J.R., Scattering theory, Wiley & Sons., N.Y. London, Sydney, Toronto (1972), Ch.11;
- [6] Arnold, V.I., Geometric Methods in the Theory of Ordinary Differential Equations, Springer, (1987)
- [7] Jaworski, W. Wardlaw, D.M. Phys.Rev. A 37 2843 (1988).
- [8] Jakiel, J. Otkhovsky, V.S. Recami, E. Phys.Lett. A 248 156 (1998)
- [9] Flugge, S., Rechenmethoden der Quantentheorie, Springer-Verlag 1990
- [10] Sprung, D.W.L. Hua Wu, Martorell, J. Am. J. Phys. 61 1118 (1993)
- [11] Kiang, D. Am. J. Phys. 42 785 (1974)
- [12] Nimitz, G. Nonlocal reflection by photonic barriers, CERN physics/0103073, /0204043
- [13] Vezzetti, D.J. Cahay, M.M. J. Phys. D 19 L53 (1986)
- [14] Hauge, E.H. Steneng, J. A Rev. of Mod. Phys. 61 917 (1989)
- [15] Brillouin, L. Wave propagation and group velocity Academic Press New York (1960)
- [16] Peierls, R. Surprises in theoretical physics Princeton (1979)

Figure descriptions

FIGURE 1. Inward, outward, tunneling etc. waves in scattering. During scattering only one wave (here) outward or inward is modified. There is no cross terms between inward and outward waves.

ψ_{tun} is not incorporated in ψ_{outw} nor in ψ_{inw} . It is not clear if the reflected wave $\psi_{\text{refl}} (j=1)$ is equal to ψ_{outw} . In shadow region the complete wave function must vanish [16] ($\psi = 0$), there is no place for ψ_{tun} in.

FIGURE 2. The monodromy problem as defined in [6] for one barrier. Mutual relations between ingoing and outgoing (from left or right side) particle wave functions are displayed. (In the picture bars mean complex conjugations.) The transition from initial state to final one

is given by the unimodular M matrix $\begin{pmatrix} 1=T & R=T \\ R=T & 1=T \end{pmatrix}$ easy deduced from transitions as drawn in picture.

FIGURE 3. Set of barriers as used in tunneling and transmission or reflection.

FIGURE 4. Transmission through one barrier three units [nm] wide. $h^{(0)}$ is barrier height in k units [1/nm]. kd represents maximal negative phase slope according to weak Wigner causality. Slope of $\phi_2 = \phi_2 + \phi_1$ kd is connected with the group velocity in transmission through the barrier. $(\partial/\partial k)(\phi_2) = \text{time "delay"}$. The wave length at $h^{(0)}$ is smaller than the barrier width.

FIGURE 5. Transmission through one Nitz barrier 6nm wide. $h^{(0)}$ is barrier height in k units (here nm^{-1}). As in fig.4 (kd) represents maximal negative phase slope according to weak Wigner causality. The wave length at $h^{(0)}$ is bigger than the barrier width so phase characteristic is dominated by ϕ_1 . The slopes of $\phi_1(k)$ and $\arg T$ phase curves are positive and give retardation. However ϕ_2 $kd = 2$ suggests small speed advance.

FIGURE 6. Transmission through two equal barriers each one length unit [nm] wide. The cavity diameter is one millimeter wide too. $h^{(0)}$ is barrier height in k units [1/nm] the same as for one barrier tunneling (cf. fig.4).

FIGURE 7. Two barriers (9.15GHz) experiment: thickness of barrier is 5.0mm, $d_{\text{cav}} = 189\text{mm}$. The superluminal speed changes gradually from 6.9c at $k = 0.12$ to 3.4c near f_c , cf. fig.8. Total width of the system is 199mm.

FIGURE 8. Eight barriers (9.15GHz) experiment at 9.15GHz: thickness of barrier is 5.0mm, of air layers is 8.5mm, while $d_{\text{cav}} = 189\text{mm}$. The superluminal speed in region I is 23c while in region II 14c. Total width of the system is 280mm.

FIGURE 9. The Kiang model with ten barriers is a good example of ("superluminal") time advance effect in the successive k-forbidden regions. As in [10], we used for that model $\mu = 5$, where μ is barrier penetrability and d is the interbarrier distance. The slope of the phase line characterizes the superluminal speed i.e. for the deepest band we have 19c for the next bands this speed decreases and is adequately: 10c, 5.5c, 4c and 2.5c in the latest band. In allowed regions the slopes are positive and give retardations. The group time delay is much bigger at resonances than between them - the phase curve oscillates strongly.