

Strongly Interacting Polaritons in Coupled Arrays of Cavities

Michael J. Hartmann,^{*} Fernando G.S.L. Brandão, and Martin B. Plenio

Institute for Mathematical Sciences, Imperial College London,

53 Exhibition Road, SW7 2PG, United Kingdom and

QOLS, The Blackett Laboratory, Imperial College London,

Prince Consort Road, SW7 2BW, United Kingdom

(Dated: April 1, 2022)

The experimental observation of quantum phenomena in strongly correlated many particle systems is difficult because of the short length- and timescales involved. Obtaining at the same time detailed control of individual constituents appears even more challenging and thus to date inhibits employing such systems as quantum computing devices. Substantial progress to overcome these problems has been achieved with cold atoms in optical lattices, where a detailed control of collective properties is feasible but it is very difficult to address and hence control or measure individual sites. Here we show, that polaritons, combined atom and photon excitations, in an array of cavities such as a photonic crystal or coupled toroidal micro-cavities, can form a strongly interacting many body system, where individual particles can be controlled and measured. All individual building blocks of the proposed setting have already been experimentally realised, thus demonstrating the potential of this device as a quantum simulator. With the possibility to create attractive on-site potentials the scheme allows for the creation of highly entangled states and a phase with particles much more delocalised than in superfluids.

PACS numbers: 03.67.Mn, 42.50.Dv, 73.43.Nq, 03.67.-a

INTRODUCTION

Physical systems where the interactions between the constituent particles are weak and can be treated perturbatively are mostly well understood. A precise understanding of strongly correlated systems however appears to be much harder to obtain because the experimental observation of several important mechanisms is less feasible. Many processes take place at high energy and therefore on fast timescales while precise control over individual constituent particles is very hard to achieve. This unattainability of detailed control lies at the heart of the difficulties to experimentally implement quantum information processes.

Nonetheless, substantial progress has been achieved recently by considering cold atoms trapped in an optical lattice [1], which can effectively be described by a Bose-Hubbard Hamiltonian. This idea lead to several important experiments emulating condensed matter phenomena. The most prominent example is probably the observation of the superfluid to Mott insulator quantum phase transition [2] in a three dimensional lattice, but also other geometries like a Kagome lattice [3] or a Tonks Girardeau gas [4] are being studied. Even theoretical ideas for the implementation of quantum information processing have been pursued by entangling neighbouring atoms via controlled collisions [5, 6].

In addition, these systems could act as quantum simulators, where the dynamics of a rather complex Hamiltonian can be simulated in an experiment by either creating the Hamiltonian in question, or Trotter decomposing the evolution into small steps, where the dynamics of each step is generated by a much simpler Hamiltonian

[7, 8].

Despite their success, optical lattices are in all their applications limited by an intrinsic draw back: It is exceedingly difficult to access individual lattice sites, since their separation is only half of the employed optical wavelength.

Here we propose an alternative way to create an effective Bose-Hubbard model and other Hamiltonians, which does not suffer from this problem. We consider two realisations of an array of cavities and study the dynamics of polaritons, combined atom photon excitations, in this arrangement. Since the distance between adjacent cavities is considerably larger than the optical wavelength of the resonant mode, individual cavities can be addressed.

Photon hopping occurs between neighboring cavities while the repulsive force between two polaritons occupying the same site is generated by a large Kerr nonlinearity that occurs if atoms with a specific level structure usually considered in Electromagnetically Induced Transparency [9, 10, 11, 12, 13, 14, 15] interact with light. Each cavity is interacting with an ensemble of these atoms, which are driven by an external laser, see fig. 1. By varying the intensity of the driving laser, the nonlinearity can be tuned and hence the system can be driven through the superfluid to Mott insulator transition. In particular, the driving laser may be adjusted for each cavity individually allowing for a much wider range of tuning possibilities than in an optical lattice, including attractive interactions.

Our system can be described in terms of three species of polaritons, where under the conditions specified below, the species which is least vulnerable to decay processes is governed by the effective Bose-Hubbard (BH) Hamil-

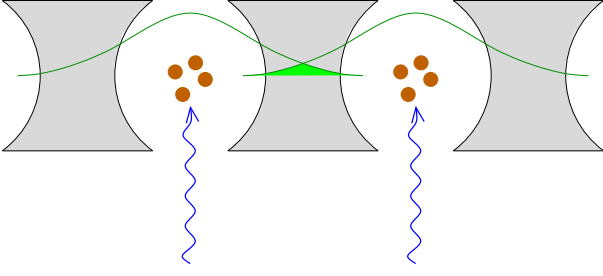


FIG. 1: Our model consists of an array of cavities, where photon hopping occurs due to the overlap (shaded green) of the light modes (green lines) of adjacent cavities. Atoms in each cavity (brown), which are driven by external lasers (blue) give rise to an on site repulsion.

tonian,

$$H_{\text{eff}} = \kappa \sum_{\vec{R}} \left(p_{\vec{R}}^{\dagger} \right)^2 \left(p_{\vec{R}} \right)^2 + J \sum_{\langle \vec{R}, \vec{R}' \rangle} \left(p_{\vec{R}}^{\dagger} p_{\vec{R}'} + \text{h.c.} \right). \quad (1)$$

$p_{\vec{R}}^{\dagger}$ creates a polariton in the cavity at site \vec{R} and the parameters κ and J describe on site repulsion and inter cavity hopping respectively.

The most promising candidates for an experimental realisation are toroidal or spherical micro-cavities, which are coupled via tapered optical fibres [16]. These cavities can be produced and positioned with high precision and in large numbers. They have a very large Q-factor ($> 10^8$) for light that is trapped as whispering gallery modes and efficient coupling to optical fibres [17] as well as coupling to Cs-atoms in close proximity to the cavity via the evanescent field [18, 19] have been demonstrated experimentally very recently.

In the longer term, photonic crystals represent an appealing alternative as they offer the possibility for the fabrication of large arrays of cavities in lattices or networks [20, 21, 22, 23]. Obviously, our concept is not limited to certain geometries, as it is the case for the optical lattice. Any arrangement of the cavity array may be considered.

We first derive the Hamiltonian (1) for the considered structure and then present a theoretical analysis of the feasible parameter range, which is backed up by a full numerical demonstration of the superfluid to Mott insulator transition including experimental imperfections.

QUANTISED ELECTROMAGNETIC FIELD IN A PERIODIC ARRAY OF CAVITIES

We consider a periodic array of cavities, which we describe here by a periodic dielectric constant,

$$\epsilon(\vec{r}) = \epsilon(\vec{r} + \vec{R}); \quad \vec{R} = \vec{n} R, \quad (2)$$

for all tuples of integers $\vec{n} = (n_x, n_y, n_z)$. We assume the dielectric constant ϵ to be real, i.e. we neglect ab-

sorption processes, and limit our considerations to linear, isotropic dielectric media. The electromagnetic field may be represented by a vector potential \vec{A} and a scalar potential Φ which obey the gauge conditions, $\Phi = 0$ and $\nabla \cdot (\epsilon(\vec{r}) \vec{A}) = 0$ [24]. \vec{A} can be expanded in Wannier functions, $\vec{w}_{\vec{R}}$, each localised at one single cavity at location \vec{R} . We describe this single cavity by the dielectric function $\epsilon_{\vec{R}}(\vec{r})$ such that the Wannier functions satisfy the eigenvalue equation,

$$\frac{\epsilon_{\vec{R}}(\vec{r}) \omega_C^2}{c^2} \vec{w}_{\vec{R}} - \nabla \times (\nabla \times \vec{w}_{\vec{R}}) = 0, \quad (3)$$

where the eigenvalue ω_C^2 is the square the resonance frequency of the cavity which is independent of \vec{R} due to the periodicity. We assume that the Wannier functions decay strongly enough outside the cavity such that only Wannier modes of nearest neighbour cavities have non-vanishing overlap.

In terms of the creation and annihilation operators of the Wannier modes, $a_{\vec{R}}^{\dagger}$ and $a_{\vec{R}}$, the Hamiltonian of the field can be written,

$$\mathcal{H} = \omega_C \sum_{\vec{R}} \left(a_{\vec{R}}^{\dagger} a_{\vec{R}} + \frac{1}{2} \right) + 2\omega_C \alpha \sum_{\langle \vec{R}, \vec{R}' \rangle} \left(a_{\vec{R}}^{\dagger} a_{\vec{R}'} + \text{h.c.} \right). \quad (4)$$

Here $\sum_{\langle \vec{R}, \vec{R}' \rangle}$ is the sum of all pairs of cavities which are nearest neighbours of each other. Since $\alpha \ll 1$, we neglected rotating terms which contain products of two creation or two annihilation operators of Wannier modes in deriving (4). α is given by [20, 25],

$$\alpha = \int d^3r \left(\epsilon_{\vec{R}}(\vec{r}) - \epsilon(\vec{r}) \right) \vec{w}_{\vec{R}}^* \vec{w}_{\vec{R}'}; \quad |\vec{R} - \vec{R}'| = R, \quad (5)$$

and can be obtained numerically for specific models [26].

The model (4) provides an excellent approximation to many relevant implementations such as coupled photonic crystal micro-cavities or fibre coupled toroidal micro-cavities. Furthermore, it allows for the observation of state transfer [27] and entanglement dynamics and propagation for Gaussian states [28, 29] as the Hamiltonian is harmonic. In the next section we present a possible realisation of the repulsive term in the Hamiltonian (1).

THE EFFECTIVE ON SITE REPULSION

To generate a repulsion between polaritons that are located in the same cavity, we fill the cavity with 4 level atoms of a particular level structure that are driven with an external laser in the same manner as in Electromagnetically Induced Transparency, see figure 2: The transitions between levels 2 and 3 are coupled to the laser field and the transitions between levels 2-4 and 1-3 couple via dipole moments to the cavity resonance mode. It has been shown by Imamoglu and co-workers, that this atom

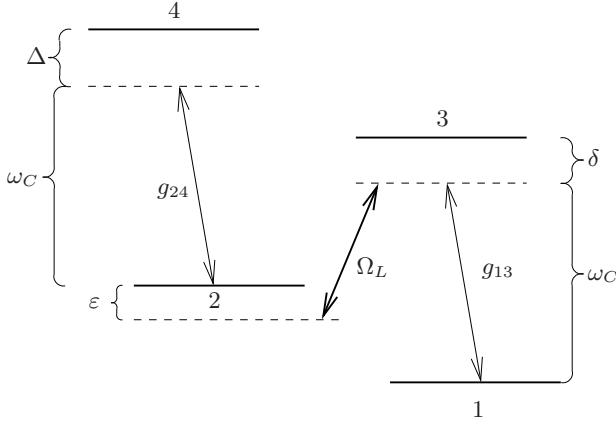


FIG. 2: The level structure and the possible transitions of one atom, ω_C is the frequency of the cavity mode, Ω_L is the Rabi frequency of the driving by the laser, g_{13} and g_{24} are the parameters of the respective dipole couplings and δ , Δ and ε are detunings.

cavity system can show a very large nonlinearity [11], and a similar nonlinearity has recently been observed experimentally [30].

In a rotating frame with respect to $H_0 = \omega_C (a^\dagger a + \frac{1}{2}) + \sum_{j=1}^N (\omega_C \sigma_{22}^j + \omega_C \sigma_{33}^j + 2\omega_C \sigma_{44}^j)$, the Hamiltonian of the atoms in the cavity reads,

$$H_I = \sum_{j=1}^N \left(\varepsilon \sigma_{22}^j + \delta \sigma_{33}^j + (\Delta + \varepsilon) \sigma_{44}^j \right) \quad (6)$$

$$+ \sum_{j=1}^N \left(\Omega_L \sigma_{23}^j + g_{13} \sigma_{13}^j a^\dagger + g_{24} \sigma_{24}^j a^\dagger + \text{h.c.} \right),$$

where $\sigma_{kl}^j = |k_j\rangle\langle l_j|$ projects level l of atom j to level k of the same atom, ω_C is the frequency of the cavity mode, Ω_L is the Rabi frequency of the driving by the laser and g_{13} and g_{24} are the parameters of the dipole coupling of the cavity mode to the respective atomic transitions which are all assumed to be real.

Since we are only interested in the situation, where there is on average one excitation in each cavity and since the probability to have two excitations in one cavity is suppressed by the Kerr nonlinearity, it is appropriate to only consider states with at most two excitations per cavity. All atoms interact in the same way with the cavity mode and hence the only relevant states are Dicke type dressed states. Neglecting two photon detuning and coupling to level 4, the Hamiltonian (6) can be written as a model of three species of polaritons in this subspace.

Polaritons

In the case where $g_{24} = 0$ and $\varepsilon = 0$, level 4 of the atoms decouples from the rest of the two excitation manifold [12, 31]. If we furthermore assume that the number

of atoms is large, $N \gg 1$, the Hamiltonian (6) truncated to the subspace of at most two excitations can be diagonalised. Let us therefore define the following creation (and annihilation) operators:

$$p_0^\dagger = \frac{1}{B} (g S_{12}^\dagger - \Omega_L a^\dagger)$$

$$p_+^\dagger = \sqrt{\frac{2}{A(A+\delta)}} \left(\Omega_L S_{12}^\dagger + g a^\dagger + \frac{A+\delta}{2} S_{13}^\dagger \right)$$

$$p_-^\dagger = \sqrt{\frac{2}{A(A-\delta)}} \left(\Omega_L S_{12}^\dagger + g a^\dagger - \frac{A-\delta}{2} S_{13}^\dagger \right), \quad (7)$$

where $g = \sqrt{N} g_{13}$, $B = \sqrt{g^2 + \Omega_L^2}$, $A = \sqrt{4B^2 + \delta^2}$, $S_{12}^\dagger = \frac{1}{\sqrt{N}} \sum_{j=1}^N \sigma_{21}^j$ and $S_{13}^\dagger = \frac{1}{\sqrt{N}} \sum_{j=1}^N \sigma_{31}^j$.

The operators p_0^\dagger , p_+^\dagger and p_-^\dagger describe polaritons, quasi particles formed by combinations of atom and photon excitations. By looking at their matrix representation in the subspace of at most two excitations, one can see that in the limit of large atom numbers, $N \gg 1$, they satisfy bosonic commutation relations,

$$[p_j, p_l] = 0 \quad ; \quad [p_j, p_l^\dagger] = \delta_{jl} \quad ; \quad j, l = 0, +, - \quad (8)$$

p_0^\dagger , p_+^\dagger and p_-^\dagger thus describe independent bosonic particles. In terms of these polaritons, the Hamiltonian (6) for $g_{24} = 0$ and $\varepsilon = 0$ reads,

$$[H_I]_{g_{24}=0, \varepsilon=0} = \mu_0 p_0^\dagger p_0 + \mu_+ p_+^\dagger p_+ + \mu_- p_-^\dagger p_- \quad , \quad (9)$$

where the frequencies are given by $\mu_0 = 0$, $\mu_+ = (\delta - A)/2$ and $\mu_- = (\delta + A)/2$. We will now focus on the dark state polaritons, p_0^\dagger , which can be described by the Hamiltonian (1) as we shall see.

Perturbations

To write the full Hamiltonian H_I , (6), in the polariton basis, we express the operators $\sum_{j=1}^N \sigma_{22}^j$ and $a^\dagger \sum_{j=1}^N \sigma_{24}^j$ in terms of p_0^\dagger , p_+^\dagger and p_-^\dagger .

In the subspace of at most two excitations, the coupling of the polaritons to the level 4 of the atoms via the dipole moment g_{24} reads,

$$g_{24} \left(\sum_{j=1}^N \sigma_{42}^j a + \text{h.c.} \right) \approx -g_{24} \frac{g \Omega_L}{B^2} \left(S_{14}^\dagger p_0^2 + \text{h.c.} \right), \quad (10)$$

where $S_{14}^\dagger = \frac{1}{\sqrt{N}} \sum_{j=1}^N \sigma_{41}^j$. In deriving (10), we made use of the rotating wave approximation: In a frame rotating with respect to (9), the polaritonic creation operators rotate with the frequencies μ_0 , μ_+ and μ_- . Furthermore, the operator S_{14}^\dagger rotates at the frequency $2\mu_0$, (c.f. (6)). Hence, provided that

$$|g_{24}|, |\varepsilon|, |\Delta| \ll |\mu_+|, |\mu_-| \quad (11)$$

all terms that rotate at frequencies $2\mu_0 - (\mu_+ \pm \mu_-)$ or $\mu_0 \pm \mu_+$ or $\mu_0 \pm \mu_-$ can be neglected, which eliminates all interactions that would couple p_0^\dagger and S_{14}^\dagger to the remaining polariton species.

For $g_{24} \ll |\Delta|$, the coupling to level 4 can be treated in a perturbative way. This results in an energy shift of 2κ with

$$\kappa = -\frac{g_{24}^2}{\Delta} \frac{Ng_{13}^2\Omega_L^2}{(Ng_{13}^2 + \Omega_L^2)^2} \quad (12)$$

and in an occupation probability of the state of one S_{14}^\dagger excitation of $-2\kappa/\Delta$, which will determine an effective decay rate for the polariton p_0^\dagger via spontaneous emission from level 4 (see below). Note that $\kappa > 0$ for $\Delta < 0$ and vice versa. In a similar way, the two photon detuning ε leads to an energy shift of $\varepsilon g^2 B^{-2}$ for the polariton p_0^\dagger , which plays the role of a chemical potential in the effective Hamiltonian.

Hence, provided (11) holds, the Hamiltonian for the dark state polariton p_0^\dagger can be written as

$$H_{\text{eff}} = \kappa (p_0^\dagger)^2 (p_0)^2 + \varepsilon \frac{g^2}{B^2} p_0^\dagger p_0, \quad (13)$$

in the rotating frame. Next we turn to estimate the effects of loss and decoherence.

Spontaneous emission and cavity decay

Since level 2 of the atoms is metastable and hence its decay rate negligible on the relevant time scales, the dark state polaritons p_0^\dagger suffer loss and decoherence via two processes only: The photons are subject to cavity decay at a rate Γ_C and spontaneous emission from the atomic level 4 at a rate Γ_4 induces an effective decay via its small but nonvanishing occupation.

Taking into account the definition (7) of p_0^\dagger and the effective decay of p_0^\dagger induced by the occupation of level 4, we obtain the following decay rate Γ for the polaritons p_0^\dagger :

$$\Gamma = \frac{2\Omega_L^2}{Ng_{13}^2 + \Omega_L^2} \left(\frac{\Gamma_C}{2} + \frac{g_{24}^2 Ng_{13}^2}{\Delta^2 (Ng_{13}^2 + \Omega_L^2)} \Gamma_4 \right). \quad (14)$$

Due to $g_{24} \ll |\Delta|$, spontaneous emission from level 4 affects the polaritons much less than cavity decay.

For successfully observing the dynamics and phases of the effective Hamiltonian (13), the repulsion term κ needs to be much larger than the damping Γ . Choosing $\Omega_L \ll \sqrt{N}g_{13}$, one can achieve a ratio of $\kappa/\Gamma \sim 0.4$ for photonic band gap cavities [32], while for toroidal micro-cavities the much larger value of $\kappa/\Gamma \sim 1.1 \times 10^3$ is possible, which makes them an ideal candidate for an experimental implementation [17, 18, 32]. In the next section we turn to combine the on site repulsion for polaritons with the photon hopping between neighbouring cavities.

THE COMPLETE PICTURE

Now we look at an array of cavities which forms a periodic dielectric medium, see fig. 1. The first term of the Hamiltonian (4) has already been incorporated in the polariton analysis for one individual cavity. The second term transforms into the polariton picture via (7). To distinguish between the dark state polaritons in different cavities, we introduce the notation $p_{\vec{R}}^\dagger$ to label the polariton p_0^\dagger in the cavity at position \vec{R} . We get,

$$a_{\vec{R}}^\dagger a_{\vec{R}'} \approx \frac{\Omega_L^2}{B^2} p_{\vec{R}}^\dagger p_{\vec{R}'} + \text{"terms for other polariton species"}, \quad (15)$$

where we have applied a rotating wave approximation. Contributions of different polaritons decouple due to the separation of their frequencies μ_0 , μ_+ and μ_- . As a consequence the Hamiltonian for the polaritons $p_{\vec{R}}^\dagger$ takes on the form (1), with

$$J = \frac{2\omega_C\Omega_L^2}{Ng_{13}^2 + \Omega_L^2} \alpha, \quad (16)$$

where we have assumed a negligible two photon detuning, $\varepsilon \approx 0$.

NUMERICAL ANALYSIS

To provide evidence for the accuracy of our approach, we present a numerical simulation of the dynamics of one dark state polariton in an array of three toroidal micro-cavities with periodic boundary conditions. Parameters from [32], $g_{13} = 2.5 \times 10^9 \text{s}^{-1}$, $g_{24} = 2.5 \times 10^9 \text{s}^{-1}$, $\Gamma_4 = 1.6 \times 10^7 \text{s}^{-1}$, $\Gamma_C = 0.4 \times 10^5 \text{s}^{-1}$, and assuming $\delta = 1.0 \times 10^{12} \text{s}^{-1}$, $\Delta = -1.0 \times 10^{11} \text{s}^{-1}$, $N = 10000$, $\varepsilon = 0$, $2\omega_C\alpha = 0.4 \times 10^8 \text{s}^{-1}$ and $\Omega_L = 2.5 \times 10^{13} \text{s}^{-1}$ yields values of $\kappa = 1.6 \times 10^7 \text{s}^{-1}$ and $J = 2.0 \times 10^7 \text{s}^{-1}$.

The polariton is initially located in cavity 2, and we compare its dynamics to that of a pure BH model. In doing so we look at the number of polaritons in one cavity/site, $n_l = \langle p_l^\dagger p_l \rangle$ for site l , and the number fluctuations, $\Delta_l = \langle (p_l^\dagger p_l)^2 \rangle - \langle p_l^\dagger p_l \rangle^2$. Figure 3 shows cavity polariton numbers and number fluctuations for cavities 1 and 2, in the upper plot while the lower plot shows the differences between the cavity polariton number in one cavity and the excitation number at one site for the pure BH model, $\delta n_l = [n_l]_{\text{cavities}} - [n_l]_{\text{BH}}$, as well as the difference between both models in the number fluctuations, $\delta \Delta_l = [\Delta_l]_{\text{cavities}} - [\Delta_l]_{\text{BH}}$. All our simulation results show a single trajectory of a quantum jump simulation [33]. Within the simulated time range the probability of a decay event remained less than 2×10^{-3} .

A key question is of course, whether the polaritons undergo the Mott insulator to superfluid phase transition

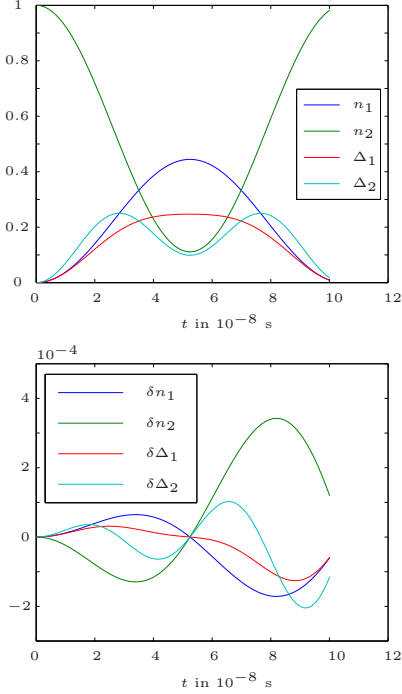


FIG. 3: Upper plot: Cavity polariton numbers and number fluctuations for cavities 1 and 2. Lower plot: Differences between the cavity polariton number in one cavity and the excitation number at one site for the pure BH model, δn_i , and difference between both models in the number fluctuations, $\delta \Delta_i$ for cavities/sites 1 and 2. Deviations from the pure BH model are less than 10^{-3} .

in the same way as a pure BH model. We give evidence for that in the next section.

The phase transition

An important feature of the Bose-Hubbard Hamiltonian (1) are two phases of the matter it describes: One is a superfluid phase, where the hopping term dominates over the on site repulsion, $J \gg \kappa$, and the polaritons $p_0^\dagger(\vec{R})$ move almost freely between the cavities. As a consequence one can observe large fluctuations in the number of polaritons in each individual cavity. The other phase is the Mott insulator, in which the on site repulsion is much stronger than the hopping term $J \ll \kappa$ and double occupancies of a cavity are strongly suppressed. Provided the system contains on average one polariton per cavity, this implies that in the Mott phase the number of polaritons is exactly one for each cavity and number fluctuations are very small.

A numerical simulation of this phase transition is shown in figure 4. Again we consider the parameters for coupled toroidal micro-cavities, but now we assume that the driving laser is tuned from very weak driving to strong driving throughout the experiment. We look at

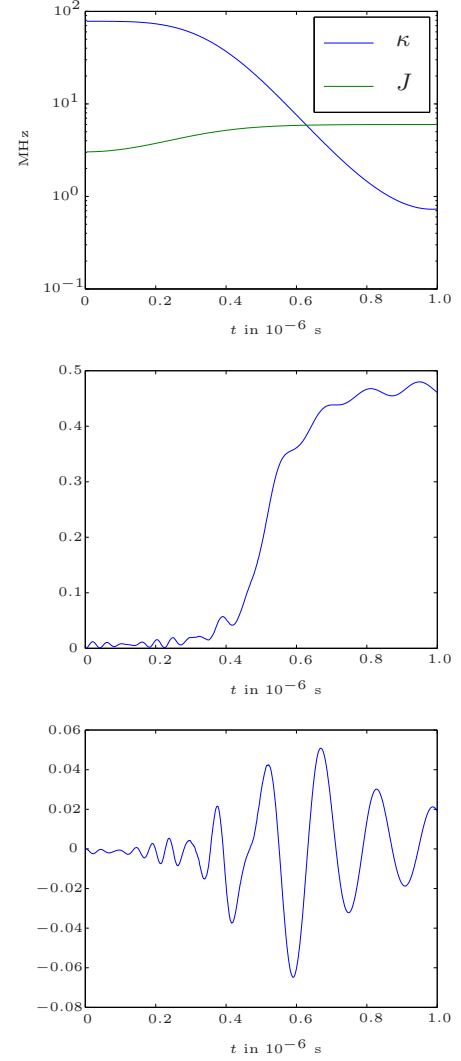


FIG. 4: Log-plot of κ (blue) and J (green) as a function of time, upper plot, number fluctuations of cavity polaritons in cavity 1, Δ_1 , as a function of time, middle plot and difference between number fluctuations in cavity polaritons and number fluctuations in a pure BH model, $\delta \Delta_1$, as a function of time, lower plot. Parameters are the same as in figure 3 except for $N = 1000$, $\Delta = -0.2 \times 10^{11} \text{s}^{-1}$ and $2\omega_C \alpha = 0.12 \times 10^8 \text{s}^{-1}$. Deviations from the pure BH model are about 5%.

four coupled cavities with periodic boundary conditions, which are initially prepared such that there is one polariton p_0^\dagger in each. Figure 4 shows how the values of κ and J vary in time due to the tuning (upper plot), the number fluctuations of cavity polaritons in cavity 1, Δ_1 (middle plot), and the difference between number fluctuations in cavity polaritons and number fluctuations in a pure BH model, $\delta \Delta_1$ (lower plot). The expectation value for the number of polaritons, $\langle p_0^\dagger p_0 \rangle$ would be equal to one for an exact BH model. This also holds for the two cavities with deviations less than 3×10^{-3} . The probability for a decay event is about 15% for the total simulated time range. Next we mention some applications of the setup

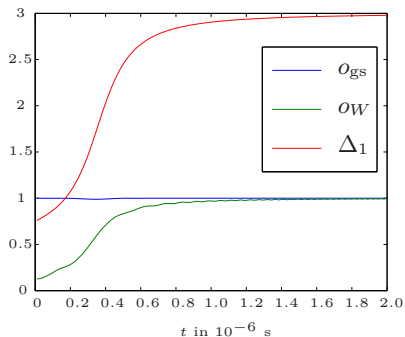


FIG. 5: Overlap with the momentary ground state $o_{gs} = |\langle \phi(t) | \phi_{gs}(t) \rangle|$, overlap with the W_N state $o_W = |\langle \phi(t) | W_N \rangle|$ and the number fluctuations Δ_1 for the effective Hamiltonian (1) with 4 cavities where $J = 10^7 \text{s}^{-1}$ and κ is linearly tuned from $\kappa_{\min} = -2 \times 10^5 \text{s}^{-1}$ to $\kappa_{\max} = -4 \times 10^7 \text{s}^{-1}$.

when operated with attractive on-site potential.

Attractive on-site potential

As mentioned above, if the detuning Δ is positive, the on-site potential becomes attractive. The ground state of the system with N polaritons on N sites and a strong attractive on-site potential is then a highly entangled W_N state; $|W_N\rangle = \frac{1}{\sqrt{N}} \sum_{j=1}^N |N_j\rangle$, where $|N_j\rangle$ is the state with all N polaritons on site j [34]. Although the ground state becomes degenerate in the limit $\kappa \rightarrow -\infty$, one can generate the W_N state with high fidelity since the hopping terms do not induce transitions between the nearly degenerate low energy states. The procedure is robust against disorder as long as the hopping J is stronger than the fluctuations of κ . In the W_N state regime, the polaritons enter a physically different phase, where the number fluctuations at one site become $\Delta_i = N - 1$.

Figure 5 shows results of a simulation for the effective Hamiltonian (1) with 4 cavities where $J = 10^7 \text{s}^{-1}$ and κ is tuned from $\kappa_{\min} = -2 \times 10^5 \text{s}^{-1}$ to $\kappa_{\max} = -4 \times 10^7 \text{s}^{-1}$. The plotted quantities are the overlap with the momentary ground state $|\langle \phi(t) | \phi_{gs}(t) \rangle|$, the overlap with the W_N state $|\langle \phi(t) | W_N \rangle|$ and the number fluctuations Δ_1 .

Switching between positive and negative on-site potential is possible since the detuning Δ can be varied via the Stark shift induced by an applied electric field. We now turn to discuss how to distinguish different phases in a measurement.

MEASURING THE STATE OF THE POLARITONS

A possible way to detect whether or not there is a polariton present in a certain cavity is to make use of

resonance fluorescence. To that end an additional probe laser is resonantly coupled to the transition between an atomic level 5, which is well separated from the levels 1 - 4, and the level 2. The intensity of the probe laser needs to be weak enough such that its Rabi frequency Ω_p fulfils $\Omega_p \ll (|\mu_+ - \mu_0|, |\mu_- - \mu_0|)$. In that case the probe laser couples a polariton p_0^\dagger to the extra level 5 while its coupling to the other polariton species is negligible. Hence whenever resonant light is detected, at least one polariton p_0^\dagger must have been present in the cavity.

Provided there is on average one polariton per cavity, repeated measurements at several cavities reveal whether there has always been a polariton in each cavity (Mott phase) or whether there are every now and then empty cavities indicating polariton number fluctuations (superfluid phase).

Furthermore the fluorescence spectrum contains information about the energy differences between level 5 and the eigenstates of the polaritonic BH model. In the limit of negligible Rabi frequency of the probe laser and negligible linewidth of level 5, the exact spectrum of (1), which is gapped in the Mott phase and gapless in the superfluid phase, could be observed. In the real situation, the finite Rabi frequency of the probe laser has to be taken into account and the linewidth of level 5 limits the accuracy of the measurement.

CONCLUSIONS

We have shown, that polaritons, combined atom - photon excitations, can form an effective quantum many particle system, which is described by a Bose-Hubbard Hamiltonian, and numerically demonstrated that an observation of the Mott insulator to superfluid phase transition is indeed feasible for experimentally realisable parameters.

In contrast to earlier realisations in optical lattices, our scenario has the advantage that single sites of the BH model can be addressed individually. This feature opens up various new experimental possibilities: One can for example operate one part of the system in the Mott insulator regime while the rest is in the superfluid phase and study the physics that happens at the boundary. This boundary may even be moved around during the experiment. Local properties of the system may be probed [35, 36]. Moreover being able to address individual sites is a prerequisite for the implementation of quantum information processes. Hence we expect our proposal to lead to significant progress in that direction [37, 38].

In addition, our setup offers the possibility to create a BH type Hamiltonian with an attractive on site potential, which is readily achieved by choosing the detuning Δ to be positive, and may be used to generate highly entangled states [39]. Even designing many body systems with long range interactions seems feasible since toroidal

micro-cavities are usually coupled to light in optical fibres [17]. This fibre can couple many cavities in a row without a significant decrease of the light field along it.

ACKNOWLEDGEMENTS

The authors would like to thank Ataç Imamoğlu, Tobias Kippenberg and Kerry Vahala for discussions and Alex Retzker for proof-reading the manuscript. This work is part of the QIP-IRC supported by EPSRC (GR/S82176/0), the Integrated Project Qubit Applications (QAP) supported by the IST directorate as Contract Number 015848' and was also supported by the Alexander von Humboldt Foundation, the Conselho Nacional de Desenvolvimento Científico e Tecnológico (CNPq), Hewlett-Packard and the Royal Society.

* Electronic address: m.hartmann@imperial.ac.uk

- [1] D. Jaksch, C. Bruder, J.I. Cirac, C.W. Gardiner and P. Zoller, *Phys. Rev. Lett.* **81**, 3108 (1997)
- [2] M. Greiner, O. Mandel, T. Esslinger, T.W. Hänsch and I. Bloch, *Nature* **415**, 39-44 (2002)
- [3] L. Santos, M.A. Baranov, J.I. Cirac, H.-U. Everts, H. Fehrmann and M. Lewenstein, *Phys. Rev. Lett.* **93**, 030601 (2004)
- [4] B. Paredes, A. Widera, V. Murg, O. Mandel, S. Fölling, J.I. Cirac, G.V. Schlyapnikov, T.W. Hänsch and I. Bloch, *Nature* **429**, 277-281 (2004)
- [5] D. Jaksch, H.J. Briegel, J.I. Cirac, C.W. Gardiner and P. Zoller, *Phys. Rev. Lett.* **82**, 19751978 (1999)
- [6] O. Mandel, M. Greiner, A. Widera, T. Rom, T. W. Hänsch and I. Bloch, *Nature* **425**, 937-940 (2003)
- [7] D. Jaksch and P. Zoller, *Annals of Physics* **315**, 5279 (2005)
- [8] A. Micheli, G.K. Brennen and P. Zoller, *Nature Physics* **2**, 341 (2006)
- [9] S.E. Harris, J.E. Field and A. Imamoglu, *Phys. Rev. Lett.* **64**, 1107 (1990)
- [10] H. Schmidt and A. Imamoglu, *Opt. Lett.* **21**, 1936 (1996).
- [11] A. Imamoglu, H. Schmidt, G. Woods and M. Deutsch, *Phys. Rev. Lett.* **79**, 1467 (1997); *Phys. Rev. Lett.* **81**, 2836 (1998)
- [12] M.J. Werner and A. Imamoglu, *Phys. Rev. A* **61**, 011801(R) (1999)
- [13] P. Grangier, D.F. Walls and K.M. Gehri, *Phys. Rev. Lett.* **81**, 2833 (1998)
- [14] K.M. Gehri, W. Alge and P. Grangier, *Phys. Rev. A* **60**, R2673 (1999)
- [15] L.V. Hau, S.E. Harris, Z. Dutton and C.H. Behroozi, *Nature* **397**, p. 594 (1999)
- [16] D.K. Armani, T.J. Kippenberg, S.M. Spillane and K.J. Vahala, *Nature* **421**, 925 (2003)
- [17] L. Yang, D.K. Armani and K.J. Vahala, *App. Phys. Lett.* **83**, 825 (2003)
- [18] T. Aoki, B. Dayan, E. Wilcut, W.P. Bowen, A.S. Parkins, H.J. Kimble, T.J. Kippenberg and K.J. Vahala, *quant-ph/0606033*
- [19] K.M. Birnbaum, A.S. Parkins and H.J. Kimble, *quant-ph/0606079*
- [20] A. Yariv, Y. Xu, R.K. Lee and A. Scherer, *Optics Lett.* **24**, 711 (1999)
- [21] A. Badolato, K. Hennessy, M. Atatüre, J. Dreiser, E. Hu, P.M. Petroff and A. Imamoglu, *Science* **308**, 1158 (2005)
- [22] Y. Akahane, T. Asano and B.-S. Song, *Nature* **425**, 944 (2003)
- [23] B. Lev, K. Srinivasan, P. Barclay, O. Painter and H. Mabuchi, *Nanotechnology* **15**, 556 (2004)
- [24] R.J. Glauber and M. Lewenstein, *Phys. Rev. A* **43**, 467 (1991)
- [25] M. Bayindir, B. Tmelkuran and E. Ozbay, *Phys. Rev. Lett.* **84**, 2140 (2000)
- [26] N. Marzari and D. Vanderbilt, *Phys. Rev. B* **56**, 12847 (1997)
- [27] M.J. Hartmann, M.E. Reuter and M.B. Plenio, *New. J. Phys.* **8**, 94 (2006)
- [28] M.B. Plenio, J. Hartley and J. Eisert, *New. J. Phys.* **6**, 36 (2004)
- [29] J. Eisert, M.B. Plenio, S. Bose and J. Hartley, *Phys. Rev. Lett.* **93**, 190402 (2004)
- [30] K.M. Birnbaum, A. Boca, R. Miller, A.D. Boozer, T.E. Northup and H.J. Kimble, *Nature* **436**, p. 87 (2005)
- [31] S. Reib, A.S. Parkins and S.M. Tan, *Phys. Rev. A* **65**, 043806 (2002)
- [32] S.M. Spillane, T.J. Kippenberg, K.J. Vahala, K.W. Goh, E. Wilcut and H.J. Kimble, *Phys. Rev. A* **71**, 013817 (2005)
- [33] M.B. Plenio, and P.L. Knight, *Rev. Mod. Phys.* **70**, 101 - 144 (1998)
- [34] M.W. Jack and M. Yamashita, *Phys. Rev. A* **71**, 023610 (2005)
- [35] M. Hartmann, G. Mahler and O. Hess, *Phys. Rev. Lett.* **93**, 080402 (2004)
- [36] M. Hartmann, *Contemporary Physics* **47**, 89-102 (2006)
- [37] D.Ö. Güney and D.A. Meyer, *quant-ph/0603087*
- [38] H. Azuma, *quant-ph/0604086*
- [39] M.J. Hartmann, F.G.S.L. Brandão and M.B. Plenio, in preparation
- [40] D.G. Angelakis, M.F. Santos and S. Bose, *quant-ph/0606159*
- [41] A.D. Greentree, C. Tahan, J.H. Cole, L.C.L. Hollenberg *cond-mat/0609050*