

# One-mode Bosonic Gaussian channels: a full weak-degradability classification

F. Caruso, V. Giovannetti

NEST CNR-INFM & Scuola Normale Superiore,  
Piazza dei Cavalieri 7, I-56126 Pisa, Italy

A. S. Holevo\*

Steklov Mathematical Institute,  
Gubkina 8, 119991 Moscow, Russia

November 9, 2021

## Abstract

A complete degradability analysis of one-mode Gaussian Bosonic channels is presented. We show that apart from the class of channels which are unitarily equivalent to the channels with additive classical noise, these maps can be characterized in terms of weak- and/or anti-degradability. Furthermore a new set of channels which have null quantum capacity is identified. This is done by exploiting the composition rules of one-mode Gaussian maps and the fact that anti-degradable channels can not be used to transfer quantum information.

Within the context of quantum information theory [1] Bosonic Gaussian channels [2, 3, 4] play a fundamental role. They include all the physical transformations which preserve “Gaussian character” of the transmitted signals and can be seen as the quantum counterpart of the Gaussian channels in the classical information theory [5]. Bosonic Gaussian channels describe most of the noise sources which are routinely encountered in optics, including those responsible for the attenuation and/or the amplification of signals

---

\*The Leverhulme Visiting Professor at Centre for Quantum Computation, Department of Applied Mathematics and Theoretical Physics, Cambridge University.

along optical fibers. Moreover, due to their relatively simple structure, these channels provide an ideal theoretical playground for the study of continuous variable [6] quantum communication protocols.

Not surprisingly in the recent years an impressive effort has been put forward to characterize the properties of Bosonic Gaussian channels. Most of the efforts focused on the evaluation of the optimal transmission rates of these maps under the constraint on the input average energy both in the multi-mode scenario (where the channel acts on a collection of many input Bosonic mode) and in the one-mode scenario (where, instead, it operates on a single input Bosonic mode). In few cases [7, 8, 9, 10] the exact values of the communication capacities [11, 12, 13] of the channels have been computed. In the general case however only certain bounds are available (see [3, 10, 14, 15, 16]). Finally various additivity issues has been analyzed in Refs. [17, 18].

Recently the notions of anti-degradability and weak-degradability were proposed as an useful tool for studying the quantum capacity properties of one-mode Gaussian channels [19]. This suggested the possibility of classifying these maps in terms of a simple canonical form which was achieved in Ref. [20]. Moreover, proceeding along similar lines, the exact solution of the quantum capacity of an important subset of those channels was obtained in Ref. [21].

In this paper we provide a complete degradability classification of one-mode Gaussian channels and exhibit a new set of channels which have null quantum capacity extending a previous result in Ref. [3].

The definition of weak- and anti-degradability of a quantum channel is similar to the definition of degradability introduced by Devetak and Shor in Ref. [22]. It is based on replacing the Stinespring dilation [23] of the channel with a representation where the ancillary system (environment) is not necessarily in a *pure* state [2, 24]. This yields a generalization of the notion of *complementary* channel from Ref. [22, 25, 26] which is named *weakly complementary* [19]. In this context weakly degradable are those channels where the modified state of the ancillary system – described by the action of the weakly complementary channel – can be recovered from the output state of the channel through the action of a third channel. Vice-versa anti-degradable channels obey the opposite rule (i.e. the output state of the channel can be obtained from the modified state of the ancilla through the action of another suitable channel). Exploiting the canonical form [20] one can show that, apart from the class  $B_2$  consisting of the maps which are unitarily equivalent to the channels with additive classical Gaussian noise [3], all one-mode Bosonic Gaussian channels are either weakly degradable or anti-degradable. As discussed in Ref. [19] the anti-degradability property allows one to simplify the analysis of the quantum capacity [13] of these channels. Indeed those maps which are anti-degradable can be shown to have null quantum capacity. On the other hand, those

channels which are weakly degradable with pure ancillas (i.e. those which are degradable in the sense of Ref. [22]) have quantum capacity which can be expressed in terms of a single-letter expression. Here we will focus mostly on the anti-degradability property, and, additionally, we will show that by exploiting the composition rules of one-mode Bosonic Gaussian channels, one can extend the set the maps with null quantum capacity well beyond the set of anti-degradable maps.

The paper is organized as follows. In Sec. 1 we introduce the notion of weakly complementarity and weak-degradability in a rather general context. In Sec. 2 we give a detailed description of the canonical decomposition of one-mode Bosonic Gaussian channels. In Sec. 3 we discuss the weak-degradability properties of one-mode channels. Finally, in Sec 4 we determine the new set of channels with null quantum capacity.

## 1 Weakly complementary and weakly degradable channels

In quantum mechanics, quantum channels describe evolution of an open system  $A$  interacting with external degrees of freedom. In the Schrödinger picture these transformations are described by completely positive trace preserving (CPT) linear maps  $\Phi$  acting on the set  $\mathcal{D}(\mathcal{H}_a)$  of the density matrices  $\rho_a$  of the system. It is a well known (see e.g. [2], [24]) that  $\Phi$  can be described by a unitary coupling between the system  $A$  in input state  $\rho_a$  with an external ancillary system  $B$  (describing the *environment*) prepared in some fixed *pure* state. This follows from Stinespring dilation [23] of the map which is unique up to a partial isometry. More generally, one can describe  $\Phi$  as a coupling with environment prepared in some *mixed* state  $\rho_b$ , i.e.

$$\Phi(\rho_a) = \text{Tr}_b[U_{ab}(\rho_a \otimes \rho_b)U_{ab}^\dagger], \quad (1.1)$$

where  $\text{Tr}_b[\dots]$  is the partial trace over the environment  $B$ ,  $U_{ab}$  is a unitary operator in the composite Hilbert space  $\mathcal{H}_a \otimes \mathcal{H}_b$ . We call Eq. (1.1) a “physical representation” of  $\Phi$  to distinguish it from the Stinespring dilation, and to stress its connection with the physical picture of the noisy evolution represented by  $\Phi$ . Any Stinespring dilation gives rise to a physical representation. Moreover from any physical representation (1.1) one can construct a Stinespring dilation by purifying  $\rho_b$  with an external ancillary system  $C$ , and by replacing  $U_{ab}$  with the unitary coupling  $U_{abc} = U_{ab} \otimes \mathbb{1}_c$ .

Equation (1.1) motivates the following [19]

**Definition 1** For any physical representation (1.1) of the quantum channel  $\Phi$  we define its weakly complementary as the map  $\tilde{\Phi} : \mathcal{D}(\mathcal{H}_a) \rightarrow \mathcal{D}(\mathcal{H}_b)$  which takes the input state  $\rho_a$  into the state of the environment  $B$  after the interaction with  $A$ , i.e.

$$\tilde{\Phi}(\rho_a) = \text{Tr}_a[U_{ab}(\rho_a \otimes \rho_b)U_{ab}^\dagger] . \quad (1.2)$$

The transformation (1.2) is CPT, and it describes a quantum channel connecting systems  $A$  and  $B$ . It is a generalization of the *complementary (conjugate) channel*  $\Phi_{\text{com}}$  defined in Ref. [22, 25, 26]. In particular, if Eq. (1.1) arises from a Stinespring dilation (i.e. if  $\rho_b$  of Eq. (1.2) is pure) the map  $\tilde{\Phi}$  coincides with  $\Phi_{\text{com}}$ . Hence the latter is a particular instance of a weakly complementary channel of  $\Phi$ . On the other hand, by using the above purification procedure, we can always represent a weakly complementary map as a composition

$$\tilde{\Phi} = T \circ \Phi_{\text{com}}, \quad (1.3)$$

where  $T$  is the partial trace over the purifying system (here “ $\circ$ ” denotes the composition of channels). As we will see, the properties of weakly complementary and complementary maps in general differ.

**Definition 2** Let  $\Phi, \tilde{\Phi}$  be a pair of mutually weakly-complementary channels such that

$$(\Psi \circ \Phi)(\rho_a) = \tilde{\Phi}(\rho_a) , \quad (1.4)$$

for some channel  $\Psi : \mathcal{D}(\mathcal{H}_a) \rightarrow \mathcal{D}(\mathcal{H}_b)$  and all density matrix  $\rho_a \in \mathcal{D}(\mathcal{H}_a)$ . Then  $\Phi$  is called *weakly-degradable* while  $\tilde{\Phi}$  – *anti-degradable* (cf. [19]).

Similarly if

$$(\overline{\Psi} \circ \tilde{\Phi})(\rho_a) = \Phi(\rho_a) , \quad (1.5)$$

for some channel  $\overline{\Psi} : \mathcal{D}(\mathcal{H}_b) \rightarrow \mathcal{D}(\mathcal{H}_a)$  and all density matrix  $\rho_a \in \mathcal{D}(\mathcal{H}_a)$ , then  $\Phi$  is *anti-degradable* while  $\tilde{\Phi}$  is *weakly-degradable*.

In Ref. [22] the channel  $\Phi$  is called *degradable* if in Eq. (1.4) we replace  $\tilde{\Phi}$  with a complementary map  $\Phi_{\text{com}}$  of  $\Phi$ . Clearly any degradable channel [22] is weakly degradable but the opposite is not necessarily true. Notice, however, that due to Eq. (1.3), in the definition of anti-degradable channel we can always replace weakly complementary with complementary (for this reason there is no point in introducing the notion of weakly anti-degradable channel). This allows us to verify that if  $\Phi$  is anti-degradable (1.5) then its complementary channel  $\Phi_{\text{com}}$  is degradable [22] and vice-versa. It is also worth pointing out that channels which are unitarily equivalent to a channel  $\Phi$  which is weakly degradable (anti-degradable) are also weakly degradable (anti-degradable).

Finally an important property of anti-degradable channels is the fact that their quantum capacity [13] is null. As discussed in [19] this is a consequence of the no-cloning theorem [27] (more precisely, of the impossibility of cloning with arbitrary high fidelity [28]).

It is useful also to reformulate our definitions in the Heisenberg picture. Here the states of the system are kept fixed and the transformation induced on the system by the channel is described by means of a linear map  $\Phi_H$  acting on the algebra  $\mathcal{B}(\mathcal{H}_a)$  of all bounded operators of  $A$  so that

$$\text{Tr}_a[\Phi(\rho_a) \Theta_a] = \text{Tr}_a[\rho_a \Phi_H(\Theta_a)] , \quad (1.6)$$

for all  $\rho_a \in \mathcal{D}(\mathcal{H}_a)$  and for all  $\Theta_a \in \mathcal{B}(\mathcal{H}_a)$ . From this it follows that the Heisenberg picture counterpart of the physical representation (1.1) is given by the unital channel

$$\Phi_H(\Theta_a) = \text{Tr}_b \left[ U_{ab}^\dagger (\Theta_a \otimes \mathbb{1}_b) U_{ab} (\mathbb{1}_a \otimes \rho_b) \right] . \quad (1.7)$$

Similarly, from (1.2) it follows that in the Heisenberg picture the weakly complementary of the channel is described by the completely positive unital map

$$\tilde{\Phi}_H(\Theta_b) = \text{Tr}_b \left[ U_{ab}^\dagger (\mathbb{1}_a \otimes \Theta_b) U_{ab} (\mathbb{1}_a \otimes \rho_b) \right] , \quad (1.8)$$

which takes bounded operators in  $\mathcal{H}_b$  into bounded operators in  $\mathcal{H}_a$ .

Within this framework the weak-degradability property (1.4) of the channel  $\Phi_H$  requires the existence of a channel  $\Psi_H$  taking bounded operators of  $\mathcal{H}_b$  into bounded operators of  $\mathcal{H}_a$ , such that

$$(\Phi_H \circ \Psi_H)(\Theta_b) = \tilde{\Phi}_H(\Theta_b) , \quad (1.9)$$

for all  $\Theta_b \in \mathcal{B}(\mathcal{H}_b)$ . Similarly we say that a quantum channel  $\Phi_H$  is anti-degradable, if there exists a channel  $\bar{\Psi}_H$  from  $\mathcal{B}(\mathcal{H}_a)$  to  $\mathcal{B}(\mathcal{H}_b)$ , such that

$$(\tilde{\Phi}_H \circ \bar{\Psi}_H)(\Theta_a) = \Phi_H(\Theta_a) , \quad (1.10)$$

for all  $\Theta_a \in \mathcal{B}(\mathcal{H}_a)$ .

## 2 One-mode Bosonic Gaussian channels

Gaussian channels arise from linear dynamics of open Bosonic system interacting with Gaussian environment via quadratic Hamiltonians. Loosely speaking, they can be characterized as CPT maps that transform Gaussian states into Gaussian states [3, 4, 29].

Here we focus on one-mode Bosonic Gaussian channels which act on the density matrices of single Bosonic mode  $A$ . A classification of such maps obtained recently in the paper [20] allows us to simplify the analysis of the weak-degradability property. In the following we start by reviewing the result of Ref. [20], clarifying the connection with the analysis of Ref. [19] (cf. also Ref. [18]). Then we pass to the weak-degradability analysis of these channels, showing that with some important exception, they are either weakly degradable or anti-degradable.

## 2.1 General properties

Consider a single Bosonic mode characterized by canonical observables  $Q_a, P_a$  obeying the canonical commutation relation  $[Q_a, P_a] = i$ . A consistent description of the system can be given in terms of the unitary Weyl operators  $V_a(z) = \exp[i(Q_a, P_a) \cdot z]$ , with  $z = (x, y)^T$  being a column vector of  $R^2$ . In this framework the canonical commutation relation is written as

$$V_a(z) V_a(z') = \exp\left[\frac{i}{2}\Delta(z, z')\right] V_a(z + z') ,$$

where  $\Delta(z, z')$  is the symplectic form

$$\Delta(z, z') = -i z^T \cdot \sigma_2 \cdot z' = x'y - xy' , \quad (2.1)$$

with  $\sigma_2$  being the second Pauli matrix. Moreover the density operators  $\rho_a$  of the system can be expressed in terms of an integral over  $z$  of the  $V_a(z)$ 's, i.e.

$$\rho_a = \int \frac{d^2 z}{2\pi} \phi(\rho_a; z) V_a(-z) , \quad (2.2)$$

with

$$\phi(\rho_a; z) = \text{Tr}_a[\rho_a V_a(z)] , \quad (2.3)$$

being the characteristic function of  $\rho_a$ <sup>1</sup>. Consequently a complete description of a quantum channel on  $A$  is obtained by specifying its action on the operators  $V_a(z)$ , or, equivalently, by specifying how to construct the characteristic function  $\phi(\Phi(\rho_a); z)$  of the evolved states. In the case of Gaussian channels  $\Phi$  this is done by assigning a mapping of the Weyl operators

$$\Phi_H(V_a(z)) = V_a(K \cdot z) \exp\left[-\frac{1}{2} z^T \cdot \alpha \cdot z + i m^T \cdot z\right] , \quad (2.4)$$

---

<sup>1</sup> In effect an analogous decomposition (2.2) holds also for all trace class operators of  $A$  [30].

in the Heisenberg picture, or the transformation of the characteristic functions

$$\phi(\Phi(\rho_a); z) = \phi(\rho_a; K \cdot z) \exp\left[-\frac{1}{2} z^T \cdot \alpha \cdot z + i m^T \cdot z\right], \quad (2.5)$$

in the Schrödinger picture. Here  $m$  is a vector, while  $K$  and  $\alpha$  are real matrices (the latter being symmetric and positive). Equation (2.5) guarantees that any input Gaussian characteristic function will remain Gaussian under the action of the map. A useful property of Gaussian channels is the fact that the composition of two of them (say  $\Phi'$  and  $\Phi''$ ) is still a Gaussian channel. Indeed one can easily verify that the composite map  $\Phi'' \circ \Phi'$  is of the form (2.5) with  $m$ ,  $K$  and  $\alpha$  given by

$$\begin{aligned} m &= (K'')^T \cdot m' + m'' \\ K &= K' K'' \\ \alpha &= (K'')^T \alpha' K'' + \alpha'' . \end{aligned} \quad (2.6)$$

Here  $m'$ ,  $K'$ , and  $\alpha'$  belongs to  $\Phi'$  while  $m''$ ,  $K''$ , and  $\alpha''$  belongs to  $\Phi''$ .

Not all possible choices of  $K$ ,  $\alpha$  correspond to transformations  $\Phi$  which are completely positive. A necessary and sufficient condition for this last property (adapted to the case of one mode) is provided by the nonnegative definiteness of the following  $2 \times 2$  Hermitian matrix [3, 20]

$$2 \alpha - \sigma_2 + K^T \sigma_2 K . \quad (2.7)$$

This matrix reduces to  $2\alpha + (\text{Det}[K] - 1) \sigma_2$  and its nonnegative definiteness to the inequality

$$\text{Det}[\alpha] \geq \left( \frac{\text{Det}[K] - 1}{2} \right)^2 . \quad (2.8)$$

Within the limit imposed by Eq. (2.8) we can use Eq. (2.5) to describe the whole set of the one-mode Gaussian channels.

## 2.2 Channels with single-mode physical representation

An important subset of one-mode Gaussian channels is given by the maps  $\Phi$  which possess a physical representation (1.1) with  $\rho_b$  being a Gaussian state of a *single* external Bosonic mode  $B$  and with  $U_{ab}$  being a canonical transformation of  $Q_a$ ,  $P_a$ ,  $Q_b$  and  $P_b$  (the latter being the canonical observables of the mode  $B$ ). In particular let  $\rho_b$  be a thermal state of average photon number  $N$ , i.e.

$$\phi(\rho_b; z) = \text{Tr}_b[\rho_b V_b(z)] = \exp[-(N + 1/2)|z|^2/2] , \quad (2.9)$$

and let  $U_{ab}$  be such that

$$U_{ab}^\dagger (Q_a, P_a, Q_b, P_b) U_{ab} = (Q_a, P_a, Q_b, P_b) \cdot M , \quad (2.10)$$

with  $M$  being a  $4 \times 4$  symplectic matrix of block form

$$M \equiv \left( \begin{array}{c|c} m_{11} & m_{21} \\ \hline m_{12} & m_{22} \end{array} \right) . \quad (2.11)$$

This yields the following evolution for the characteristic function  $\phi(\rho_a; z)$ ,

$$\begin{aligned} \phi(\Phi(\rho_a); z) &= \text{Tr}_a[\Phi(\rho_a) V_a(z)] = \text{Tr}_a[\rho_a \Phi_H(V_a(z))] \\ &= \text{Tr}_{ab} \left[ U_{ab}^\dagger (V_a(z) \otimes \mathbb{1}) U_{ab} (\rho_a \otimes \rho_b) \right] \\ &= \text{Tr}_{ab} \left[ (V_a(m_{11} \cdot z) \otimes V_b(m_{12} \cdot z)) (\rho_a \otimes \rho_b) \right] \\ &= \phi(\rho_a; m_{11} \cdot z) \exp[-(N + 1/2) |m_{12} \cdot z|^2 / 2] , \end{aligned} \quad (2.12)$$

which is of the form (2.5) by choosing  $m = 0$ ,  $K = m_{11}$  and  $\alpha = (N + 1/2) m_{12}^T \cdot m_{12}$ . It is worth stressing that in the case of Eq. (2.12) the inequality (2.8) is guaranteed by the symplectic nature of the matrix  $M$ , i.e. by the fact that Eq. (2.10) preserves the commutation relations among the canonical operators. Indeed we have

$$\begin{aligned} \text{Det}[\alpha] &= (N + 1/2)^2 \text{Det}[m_{12}]^2 = (N + 1/2)^2 (\text{Det}[m_{11}] - 1)^2 \\ &\geq (\text{Det}[K] - 1)^2 / 4 , \end{aligned} \quad (2.13)$$

where in the second identity the condition (2.21) was used.

As we shall see, with certain important exception one-mode Gaussian channels (2.4) are unitarily equivalent to transformations which admit physical representation with  $\rho_b$  and  $U_{ab}$  as in Eqs. (2.9) and (2.10).

## 2.3 Canonical form

Following Ref. [20] any Gaussian channel (2.5) can be transformed (through unitarily equivalence) into a simple canonical form. Namely, given a channel  $\Phi$  characterized by the vector  $m$  and the matrices  $K$ ,  $\alpha$  of Eq. (2.5), one can find unitary operators  $U_a$  and  $W_a$  such that the channel defined by the mapping

$$\rho_a \longrightarrow \Phi^{(\text{can})}(\rho_a) = W_a \Phi(U_a \rho_a U_a^\dagger) W_a^\dagger \quad \text{for all } \rho_a, \quad (2.14)$$



Channel $\Phi$ Det[ $K$ ]		Class	Canonical form $\Phi^{(\text{can})}$	
			$K_{\text{can}}$	$\alpha_{\text{can}}$
0	rank[ $K$ ] = 0	$A_1$	0	$(N_0 + 1/2) \mathbb{1}$
0	rank[ $K$ ] = 1	$A_2$	$(\mathbb{1} + \sigma_3)/2$	$(N_0 + 1/2) \mathbb{1}$
1	rank[ $\alpha$ ] = 1	$B_1$	$\mathbb{1}$	$(\mathbb{1} - \sigma_3)/4$
1	rank[ $\alpha$ ] $\neq$ 1	$B_2$	$\mathbb{1}$	$N_0 \mathbb{1}$
$\kappa^2$	$(\kappa \neq 0, 1)$	$C$	$\kappa \mathbb{1}$	$ \kappa^2 - 1 (N_0 + 1/2) \mathbb{1}$
$-\kappa^2$	$(\kappa \neq 0)$	$D$	$\kappa \sigma_3$	$(\kappa^2 + 1)(N_0 + 1/2) \mathbb{1}$

Table 1: Canonical form for one-mode Gaussian Bosonic channels. In the first columns the properties of  $K$  and  $\alpha$  of the map  $\Phi$  are reported. In last two columns instead we give the matrices  $K_{\text{can}}$  and  $\alpha_{\text{can}}$  of the canonical form  $\Phi^{(\text{can})}$  associated with  $\Phi$  — see Eqs. (2.14) and (2.15). In these expressions  $\sigma_3$  is the third Pauli matrix,  $N_0$  is a non-negative constant and  $\kappa$  is a positive constant. Notice that the constraint (2.8) is always satisfied. In  $B_1$  the free parameter  $N_c$  has been set equal to  $1/2$  — see discussion below Eq. (2.17).

is of the form (2.5) with  $m = 0$  and with  $K, \alpha$  replaced, respectively, by the matrices  $K_{\text{can}}, \alpha_{\text{can}}$  of Table 1, i.e.

$$\phi(\Phi^{(\text{can})}(\rho_a); z) = \phi(\rho_a; K_{\text{can}} \cdot z) \exp\left[-\frac{1}{2} z^T \cdot \alpha_{\text{can}} \cdot z\right]. \quad (2.15)$$

An important consequence of Eq. (2.15) is that to analyze the weak-degradability properties of a one-mode Gaussian channel it is sufficient to focus on the canonical map  $\Phi^{(\text{can})}$  which is unitarily equivalent to it (see remark at the end of Sec. 1). Here we will not enter into the details of the derivation of Eqs. (2.14) and (2.15), see Ref. [20].

The dependence on the matrix  $K_{\text{can}}$  of  $\Phi^{(\text{can})}$  upon the parameters of  $\Phi$  can be summarized as follows,

$$K_{\text{can}} = \begin{cases} \begin{cases} \sqrt{\text{Det}[K]} \mathbb{1} & \text{Det}[K] \geq 0 \\ \sqrt{|\text{Det}[K]|} \sigma_3 & \text{Det}[K] < 0 \end{cases} & \text{rank}[K] \neq 1 \\ (\mathbb{1} + \sigma_3)/2 & \text{rank}[K] = 1, \end{cases} \quad (2.16)$$

with  $\sigma_3$  being the third Pauli matrix. Analogously for  $\alpha_{\text{can}}$  we have

$$\alpha_{\text{can}} = \begin{cases} \sqrt{\text{Det}[\alpha]} \mathbb{1} & \text{rank}[\alpha] \neq 1 \\ N_c (\mathbb{1} - \sigma_3)/2 & \text{rank}[\alpha] = 1. \end{cases} \quad (2.17)$$

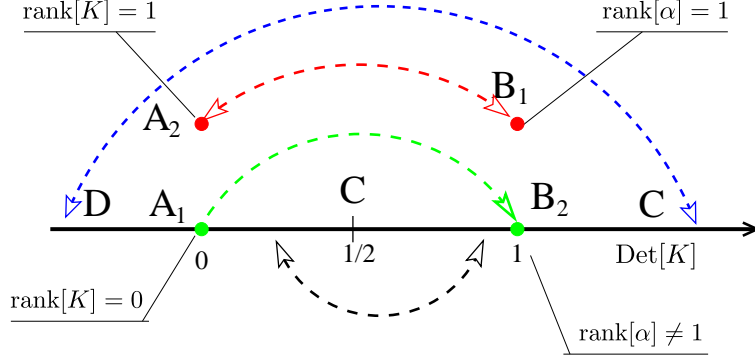


Figure 1: Pictorial representation of the classification in terms of canonical forms of Table 1. Depending on the values of  $\text{Det}[K]$ ,  $\text{rank}[K]$  and  $\text{rank}[\alpha]$  any one-mode Gaussian channel can be transformed to one of the channels of the scheme through unitary transformations as in Eq. (2.14). The point on the thick oriented line for  $\text{Det}[K] < 0$  represent the maps of  $D$ , those with  $\text{Det}[K] > 0$  and  $\text{Det}[K] \neq 1$  represent  $C$ . The classes  $A_{1,2}$  and  $B_{1,2}$  are represented by the four colored points of the graph. Notice that the channel  $B_2$  and  $A_1$  can be obtained as limiting cases of  $D$  and  $C$ . The dotted arrows connect channels which are weakly complementary (1.2) of each others with respect to the physical representations introduced in Sec. 2.4. For instance the weakly complementary of  $B_1$  is channel of the class  $A_2$  (and vice-versa) — see Sec. 3.1 and Table 2 for details. Notice that the weakly complementary channel of  $A_1$  belongs to  $B_2$ . However, not all the channels of  $B_2$  have weakly complementary channels which are in  $A_1$  — see Sec. 2.5.

The quantity  $N_c$  is a free parameter which can set to any positive value upon properly calibrating the unitaries  $U_a$  and  $W_a$  of Eq. (2.14). Following Ref. [20] we will assume  $N_c = 1/2$ . Notice also that from Eq. (2.8),  $\text{rank}[\alpha] = 1$  is only possible for  $\text{Det}[K] = 1$ .

Equations (2.16) and (2.17) show that only the determinant and the rank of  $K$  and  $\alpha$  are relevant for defining  $K_{\text{can}}$  and  $\alpha_{\text{can}}$ . Indeed one can verify that  $K_{\text{can}}$  and  $\alpha_{\text{can}}$  maintain the same determinant and rank of the original matrices  $K$  and  $\alpha$ , respectively. This is a consequence of the fact the  $\Phi$  and  $\Phi^{(\text{can})}$  are connected through a symplectic transformation for which  $\text{Det}[K]$ ,  $\text{Det}[\alpha]$ ,  $\text{rank}[K]$ , and  $\text{rank}[\alpha]$  are invariant quantities. [In particular  $\text{Det}[K]$  is directly related with the invariant quantity  $q$  analyzed in Ref. [19].]

The six inequivalent canonical forms of Table 1 follow by parametrizing the value of  $\sqrt{\text{Det}[\alpha]}$  to account for the constraints imposed by the inequality (2.8). It should be noticed that to determine which class a certain channel belongs to, it is only necessary to know if  $\text{Det}[K]$  is null, equal to 1, negative or positive ( $\neq 1$ ). If  $\text{Det}[K] = 0$  the class

is determined by the rank of the matrix. If  $\text{Det}[K] = 1$  the class is determined by the rank of  $\alpha$  (see Fig. 1). Within the various classes, the specific expression of the canonical form depends then upon the effective values of  $\text{Det}[K]$  and  $\text{Det}[\alpha]$ . We observe also that the class  $A_1$  can be obtained as a limiting case (for  $\kappa \rightarrow 0$ ) of the maps of class  $C$  or  $D$ . Analogously the class  $B_2$  can be obtained as a limiting case of the maps of class  $C$ . Indeed consider the channel with  $K_{\text{can}} = \kappa \mathbb{1}$  and  $\alpha_{\text{can}} = |\kappa^2 - 1|(N'_0 + 1/2)\mathbb{1}$  with  $N'_0 = N_0/(|\kappa^2 - 1|) - 1/2$ , with  $N_0$  and  $\kappa$  positive ( $\kappa \neq 0, 1$ ). For  $\kappa$  sufficiently close to 1,  $N'_0$  is positive and the maps belongs to the class  $C$  of Table 1. Moreover in the limit of  $\kappa \rightarrow 1$  this channel yields the map  $B_2$ .

Finally it is interesting to study how the canonical forms of Table 1 compose under the product (2.6). A simple calculation shows that the following rules apply

$\circ$	$A_1$	$A_2$	$B_1$	$B_2$	$C$	$D$
$A_1$	$A_1$	$A_1$	$A_1$	$A_1$	$A_1$	$A_1$
$A_2$	$A_1$	$A_2$	$A_2$	$A_2$	$A_2$	$A_2$
$B_1$	$A_1$	$A_2$	$B_1$	$B_1/B_2$	$C$	$D$
$B_2$	$A_1$	$A_2$	$B_1/B_2$	$B_2$	$C$	$D$
$C$	$A_1$	$A_2$	$C$	$C$	$B_2/C$	$D$
$D$	$A_1$	$A_2$	$D$	$D$	$D$	$C$

(2.18)

In this table, for instance, the element on the row 2 and column 3 represents class (i.e.  $A_2$ ) associated to the product  $\Phi'' \circ \Phi'$  between a channel  $\Phi'$  of  $B_1$  and a channel  $\Phi''$  of  $A_2$ . Notice that the canonical form of the products  $B_1 \circ B_2$ ,  $B_2 \circ B_1$  and  $C \circ C$  is not uniquely defined. In the first case in fact, even though the determinant of the matrix  $K$  of Eq. (2.6) is one, the rank of the corresponding  $\alpha$  might be one or different from one depending on the parameters of the two “factor” channels: consequently the  $B_1 \circ B_2$  and  $B_2 \circ B_1$  might belong either to  $B_1$  or to  $B_2$ . In the case of  $C \circ C$  instead it is possible that the resulting channel will have  $\text{Det}[K] = 1$  making it a  $B_2$  map. Typically however  $C \circ C$  will be a map of  $C$ . Composition rules analogous to those reported here have been extensively analyzed in Refs. [19, 16, 17].

## 2.4 Single-mode physical representation of the canonical forms

Apart from the case  $B_2$  that will be treated separately (see next section), all canonical transformations of Table 1 can be expressed as in Eq. (2.12), i.e. through a physical representation (1.1) with  $\rho_b$  being a thermal state (2.9) of a single external Bosonic mode  $B$  and  $U_{ab}$  being a linear transformation (2.10)<sup>2</sup>. To show this it is sufficient to

---

<sup>2</sup>The exceptional role of  $B_2$  corresponds to the fact that any one-mode Bosonic Gaussian channel can be represented as a unitary coupling with a single-mode environment plus an additive classical noise

verify that, for each of the classes of Table 1 but  $B_2$ , there exists a non-negative number  $N$  and a symplectic matrix  $M$  such that Eq. (2.12) gives the mapping (2.15). This yields the conditions

$$m_{11} = K_{\text{can}} , \quad (2.19)$$

$$m_{12} = O \sqrt{\frac{\alpha_{\text{can}}}{N + 1/2}} , \quad (2.20)$$

with  $O^T = O^{-1}$  being an orthogonal  $2 \times 2$  matrix to be determined through the symplectic condition

$$\text{Det}[m_{11}] + \text{Det}[m_{12}] = 1 , \quad (2.21)$$

which guarantees that  $U_{ab}^\dagger Q_a U_{ab}$  and  $U_{ab}^\dagger P_a U_{ab}$  satisfy canonical commutation relations. It is worth noticing that once  $m_{11}$  and  $m_{12}$  are determined within the constraint (2.21) the remaining blocks (i.e.  $m_{21}$  and  $m_{22}$ ) can always be found in order to satisfy the remaining symplectic conditions of  $M$ . An explicit example will be provided in few paragraphs. For the classes  $A_1$ ,  $A_2$ ,  $B_1$ ,  $D$ , and  $C$  with  $\kappa < 1$ , Eqs. (2.20) and (2.21) can be solved by choosing  $O = \mathbb{1}$  and  $N = N_0$ . Indeed for  $B_1$  the latter setting is not necessary. Any non-negative number will do the job: thus we choose  $N = 0$  making the density matrix  $\rho_b$  of Eq. (2.9) the vacuum of the  $B$ . For  $C$  with  $\kappa > 1$  instead a solution is obtained by choosing  $O = \sigma_3$  and again  $N = N_0$ . The corresponding transformations (2.10) for  $Q_a$  and  $P_a$  (together with the choice for  $N$ ) are summarized below.

Class	$\rho_b$	$U_{ab}^\dagger Q_a U_{ab}$	$U_{ab}^\dagger P_a U_{ab}$
$A_1$	thermal( $N = N_0$ )	$Q_b$	$P_b$
$A_2$	thermal( $N = N_0$ )	$Q_a + Q_b$	$P_b$
$B_1$	vacuum( $N = 0$ )	$Q_a$	$P_a + P_b$
$C$ $\kappa < 1$	thermal( $N = N_0$ )	$\kappa Q_a + \sqrt{1 - \kappa^2} Q_b$	$\kappa P_a + \sqrt{1 - \kappa^2} P_b$
$C$ $\kappa > 1$	thermal( $N = N_0$ )	$\kappa Q_a + \sqrt{\kappa^2 - 1} Q_b$	$\kappa P_a - \sqrt{\kappa^2 - 1} P_b$
$D$	thermal( $N = N_0$ )	$\kappa Q_a + \sqrt{\kappa^2 + 1} Q_b$	$-\kappa P_a + \sqrt{\kappa^2 + 1} P_b$

To complete the definition of the unitary operators  $U_{ab}$  we need to provide also the transformations of  $Q_b$  and  $P_b$ . This corresponds to fixing the blocks  $m_{21}$  and  $m_{22}$  of  $M$

---

(see next section and Ref. [4]).

and cannot be done uniquely: one possible choice is presented in the following table

Class		$U_{ab}^\dagger Q_b U_{ab}$	$U_{ab}^\dagger P_b U_{ab}$
$A_1$		$Q_a$	$P_a$
$A_2$		$Q_a$	$P_a - P_b$
$B_1$		$Q_a - Q_b$	$-P_b$
$C$	$\kappa < 1$	$\sqrt{1 - \kappa^2} Q_a - \kappa Q_b$	$\sqrt{1 - \kappa^2} P_a - \kappa P_b$
$C$	$\kappa > 1$	$\sqrt{\kappa^2 - 1} Q_a + \kappa Q_b$	$-\sqrt{\kappa^2 - 1} P_a + \kappa P_b$
$D$		$\sqrt{\kappa^2 + 1} Q_a + \kappa Q_b$	$\sqrt{\kappa^2 + 1} P_a - \kappa P_b$

The above definitions make explicit the fact that the canonical form  $C$  represents attenuator ( $\kappa < 1$ ) and amplifier ( $\kappa > 1$ ) channel [3]. We will see in the following sections that the class  $D$  is formed by the weakly complementary of the amplifier channels of the class  $C$ . For the sake of clarity the explicit expression for the matrices  $M$  of the various classes has been reported in App. A.

Finally it is important to notice that the above physical representations are equivalent to Stinespring representations only when the average photon number  $N$  of  $\rho_b$  nullifies. In this case the environment  $B$  is represented by a pure input state (i.e. the vacuum). According to our definitions this is always the case for the canonical form  $B_1$  while for the canonical forms  $A_1$ ,  $A_2$ ,  $C$  and  $D$  it happens for  $N_0 = 0$ .

## 2.5 The class $B_2$ : additive classical noise channel

As mentioned in the previous section the class  $B_2$  of Table 1 must be treated separately. The map  $B_2$  corresponds<sup>3</sup> to the additive classical noise channel [3] defined by

$$\Phi(\rho_a) = \int d^2z p(z) V_a(z) \rho_a V_a(-z) , \quad (2.22)$$

with  $p(z) = (2\pi N_0)^{-1} \exp[-|z|^2/(2N_0)]$  which, in Heisenberg picture, can be seen as a random shift of the annihilation operator  $a$ .

These channels admit a natural physical representation which involve two environmental modes in a pure state (see Ref. [20] for details) but do not have a physical representations (1.1) involving a single environmental mode. This can be verified by noticing that in this case, from Eqs. (2.19) and (2.20) we get

$$m_{11} = \mathbb{1} \quad (2.23)$$

$$m_{12} = \sqrt{N_0/(N + 1/2)} O , \quad (2.24)$$

---

<sup>3</sup>This can be seen for instance by evaluating the characteristic function of the state (2.22) and comparing it with Eq. (2.15).

Class of $\Phi$	Weak complementary channel $\tilde{\Phi}$		Class of $\tilde{\Phi}$
	$K$	$\alpha$	
$A_1$	$\mathbb{1}$	0	$B_2$
$A_2$	$\mathbb{1}$	$(N_0 + 1/2) (\mathbb{1} - \sigma_3)/2$	$B_1$
$B_1$	$(\mathbb{1} + \sigma_3)/2$	$\mathbb{1}/2$	$A_2$
$C$ $\kappa < 1$	$\sqrt{1 - \kappa^2} \mathbb{1}$	$k^2(N_0 + 1/2) \mathbb{1}$	$C$ ( $\kappa < 1$ )
$C$ $\kappa > 1$	$\sqrt{\kappa^2 - 1} \sigma_3$	$\kappa^2(N_0 + 1/2) \mathbb{1}$	$D$
$D$	$\sqrt{\kappa^2 + 1} \mathbb{1}$	$\kappa^2(N_0 + 1/2) \mathbb{1}$	$C$ ( $\kappa > 1$ )

Table 2: Description of the weakly complementary (1.2) of the canonical forms  $A_1$ ,  $A_2$ ,  $B_1$ ,  $C$  and  $D$  of Table 1 constructed from the physical representations (1.1) given in Sec. 2.4. In the first column is indicated the class of  $\Phi$ . In the central columns instead is given a description of  $\tilde{\Phi}$  in terms of the representation (2.5). Finally in the last column is reported the canonical form corresponding to the map  $\tilde{\Phi}$ . In all cases the identification is immediate: for instance the canonical form of the map  $\tilde{\Phi}_{A_1}$  belongs to the class  $B_2$ , while the canonical form of the map  $\tilde{\Phi}_D$  is the class  $C$  with  $\text{Det}[K_{\text{can}}] > 1$ . In the case of  $\tilde{\Phi}_{A_2}$  the identification with the class  $B_1$  was done by exploiting the possibility freely varying  $N_c$  of Eq. (2.17) — see Ref. [20]. A pictorial representation of the above weak-degradability connections is given in Fig. 1.

which yields

$$\text{Det}[m_{11}] + \text{Det}[m_{12}] = 1 \pm N_0/(N + 1/2) , \quad (2.25)$$

independently of the choice of the orthogonal matrix  $O^4$ . Therefore, apart from the trivial case  $N_0 = 0$ , the only solution to the constraint (2.21) is by taking the limit  $N \rightarrow \infty$ . This would correspond to representing the channel  $B_2$  in terms of a linear coupling with a single-mode thermal state  $\rho_b$  of “infinite” temperature. Unfortunately this is not a well defined object. However we can use the “asymptotic” representation described at the end of Sec. 2.3 where it was shown how to obtain  $B_2$  as limiting case of  $C$  class maps, to claim at least that there exists a one-parameter family of one-mode Gaussian channels which admits single-mode physical representation and which converges to  $B_2$ .

---

<sup>4</sup>This follows from the fact that  $\text{Det}[O] = \pm 1$  since  $O^T = O^{-1}$ .

### 3 Weak-degradability of one-mode Gaussian channels

In the previous section we have seen that all one-mode Gaussian channels are unitarily equivalent to one of the canonical forms of Table 1. Moreover we verified that, with the exception of the class  $B_2$ , all the canonical forms admits a physical representation (1.1) with  $\rho_b$  being a thermal state of a single environmental mode and  $U_{ab}$  being a linear coupling. Here we will use such representations to construct the weakly complementary (1.2) of these channels and to study their weak-degradability properties.

#### 3.1 Weakly complementary channels

In this section we construct the weakly complementary channels  $\tilde{\Phi}$  of the class  $A_1$ ,  $A_2$ ,  $B_1$ ,  $C$  and  $D$  starting from their single-mode physical representations (1.1) of Sec. 2.4. Because of the linearity of  $U_{ab}$  and the fact that  $\rho_b$  is Gaussian, the channels  $\tilde{\Phi}$  are Gaussian. This can be seen for instance by computing the characteristic function (2.3) of the output state  $\tilde{\Phi}(\rho_a)$

$$\begin{aligned}\phi(\tilde{\Phi}(\rho_a); z) &= \text{Tr}_b[\tilde{\Phi}(\rho_a) V_b(z)] = \text{Tr}_b[\rho_a \tilde{\Phi}_H(V_b(z))] \\ &= \phi(\rho_a; m_{21} \cdot z) \exp\left[-\frac{1}{2}(N + 1/2) |m_{22} \cdot z|^2\right],\end{aligned}\quad (3.1)$$

where  $m_{21}$ ,  $m_{22}$  are the blocks elements of the matrix  $M$  of Eq. (2.11) associated with the transformations  $U_{ab}$ , and with  $N$  being the average photon number of  $\rho_b$  (the values of these quantities are given in the tables of Sec. 2.4 — see also App. A). By setting  $m = 0$ ,  $K = m_{21}$  and  $\alpha = (N + 1/2) m_{22}^T m_{22}$ , Eq. (3.1) has the same structure (2.5) of the one-mode Gaussian channel of  $A$ . Therefore by cascading  $\tilde{\Phi}$  with an isometry which exchanges  $A$  with  $B$  (see Refs. [31, 19]) we can then treat  $\tilde{\Phi}$  as an one-mode Gaussian channel operating on  $A$  (this is possible because both  $A$  and  $B$  are Bosonic one-mode systems). With the help of Table 1 we can then determine which classes can be associated with the transformation (3.1). This is summarized in Table 2.

#### 3.2 Weak-degradability properties

Using the compositions rules of Eqs. (2.6) and (2.18) it is easy to verify that the canonical forms  $A_1$ ,  $A_2$ ,  $D$  and  $C$  with  $\kappa \leq \sqrt{1/2}$  are anti-degradable (1.10). Vice-versa one can verify that the canonical forms  $B_1$  and  $C$  with  $\kappa \geq \sqrt{1/2}$  are weakly degradable (1.9) — for  $C$ ,  $D$  and  $A_1$  these results have been proved in Ref. [19]. Through unitary equivalence

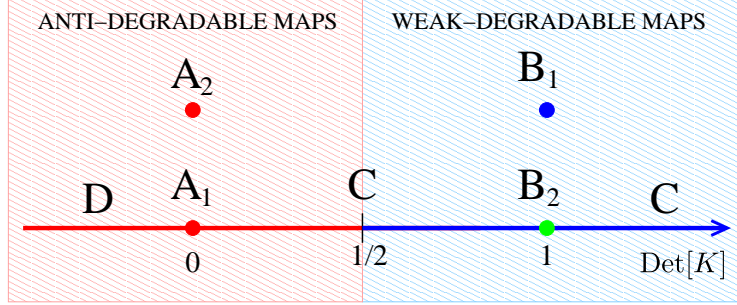


Figure 2: Pictorial representation of the weak-degradability regions for one-mode Gaussian channels. All canonical forms with  $\text{Det}[K] \leq 1/2$  are anti-degradable: this includes the classes  $A_1$ ,  $A_2$ ,  $D$  and part of the  $C$ . The remaining (with the exception of  $B_2$ ) are instead weakly degradable. Moreover  $B_1$  is also degradable in the sense of Ref. [22]. The same holds for channels of canonical form  $C$  with  $N_0 = 0$ : the exact expression for the quantum capacity of these channels has been given in Ref. [21].

this can be summarized by saying that all one-mode Gaussian channels (2.5) having  $\text{Det}[K] \leq 1/2$  are anti-degradable, while the others (with the exception of the channels belonging to  $B_2$ ) are weakly degradable (see Fig. 2).

In the following we verify the above relations by explicitly constructing the connecting channels  $\Psi$  and  $\bar{\Psi}$  of Eqs. (1.9) and (1.10) for each of the mentioned canonical forms. Indeed one has:

- For a channel  $\Phi$  of standard form  $A_1$  or  $A_2$ , anti-degradability can be shown by simply taking  $\bar{\Psi}$  of Eq. (1.10) coincident with the channel  $\Phi$ . The result immediately follows from the composition rule (2.6).
- For a channel  $\Phi$  of  $B_1$ , weak-degradability comes by assuming the map  $\Psi$  to be equal to the weakly complementary channel  $\tilde{\Phi}$  of  $\Phi$  (see Table 2). As pointed out in Ref. [20] this also implies the degradability of  $\Phi$  in the sense of Ref. [22]. Let us remind that for  $B_1$  the physical representation given in Sec. 2.4 was constructed with an environmental state  $\rho_b$  initially prepared in the vacuum state, which is pure. Therefore in this case our representation gives rise to a Stinespring dilation.
- For a channel  $\Phi$  of the class  $C$  with  $K_{\text{can}} = \kappa \mathbb{1}$  and  $\alpha_{\text{can}} = |\kappa^2 - 1|(N_0 + 1/2)\mathbb{1}$  we have the following three possibilities:

– If  $\kappa \leq \sqrt{1/2}$  the channel is anti-degradable and the connecting map  $\bar{\Psi}$  is a



- channel of  $C$  characterized by  $K_{\text{can}} = \kappa' \mathbb{1}$  and  $\alpha_{\text{can}} = (1 - (\kappa')^2)(N_0 + 1/2)\mathbb{1}$  with  $\kappa' = \kappa/\sqrt{1 - \kappa^2} < 1$ .
- If  $\kappa \in [\sqrt{1/2}, 1[$  the channel is weakly degradable and the connecting map  $\Psi$  is again a channel of  $C$  defined as in the previous case but with  $\kappa' = \sqrt{1 - \kappa^2}/\kappa < 1$ . For  $N_0 = 0$  the channel is also degradable [22] since our physical representation is equivalent to a Stinespring representation.
  - If  $\kappa > 1$  the channel is weakly degradable and the connecting map  $\Psi$  is a channel of  $D$  with  $K_{\text{can}} = \kappa' \mathbb{1}$  and  $\alpha_{\text{can}} = ((\kappa')^2 - 1)(N_0 + 1/2)\mathbb{1}$  with  $\kappa' = \sqrt{\kappa^2 - 1}/\kappa$ . As in the previous case, for  $N_0 = 0$  the channel is also degradable [22].
- For a channel  $\Phi$  of  $D$  with  $K_{\text{can}} = \kappa \sigma_3$  and  $\alpha_{\text{can}} = (\kappa^2 + 1)(N_0 + 1/2)\mathbb{1}$  ( $\kappa > 0$  and  $N_0 \geq 0$ ) we can prove anti-degradability by choosing  $\bar{\Psi}$  of Eq. (1.10) to be yet another maps of  $D$  with  $K_{\text{can}} = \kappa' \sigma_3$  and  $\alpha_{\text{can}} = ((\kappa')^2 + 1)(N_0 + 1/2)\mathbb{1}$  where  $\kappa' = \kappa/\sqrt{\kappa^2 + 1}$ . From Eq. (2.6) and Table 2 it then follows that  $\Psi \circ \tilde{\Phi}$  is indeed equal to  $\Phi$ .

Concerning the case  $B_2$  it was shown in Ref. [20] that the channel is neither anti-degradable nor degradable in the sense of [22] (apart from the trivial case  $N_0 = 0$  which corresponds to the identity map). On the other hand one can use the continuity argument given in Sec. 2.5 to claim that the channel  $B_2$  can be arbitrarily approximated with maps which are weakly degradable (those belonging to  $C$  for instance).

## 4 One-mode Gaussian channels with $\text{Det}[K] > 1/2$ and having null quantum capacity

In the previous section we saw that all channels (2.5) with  $\text{Det}[K] \leq 1/2$  are anti-degradable. Consequently these channel must have null quantum capacity [19, 31]. Here we go a little further showing that the set of the maps (2.5) which can be proved to have null quantum capacity include also some maps with  $\text{Det}[K] > 1/2$ . To do this we will use the following simple fact:

*Let be  $\Phi_1$  a quantum channel with null quantum capacity and let be  $\Phi_2$  some quantum channel. Then the composite channels  $\Phi_1 \circ \Phi_2$  and  $\Phi_2 \circ \Phi_1$  have null quantum capacity.*

The proof of this property follows by interpreting  $\Phi_2$  as a quantum operation performed either at the decoding or at encoding stage of the channel  $\Phi_1$ . This shows that the quantum capacities of  $\Phi_1 \circ \Phi_2$  and  $\Phi_2 \circ \Phi_1$  cannot be greater than the capacity of

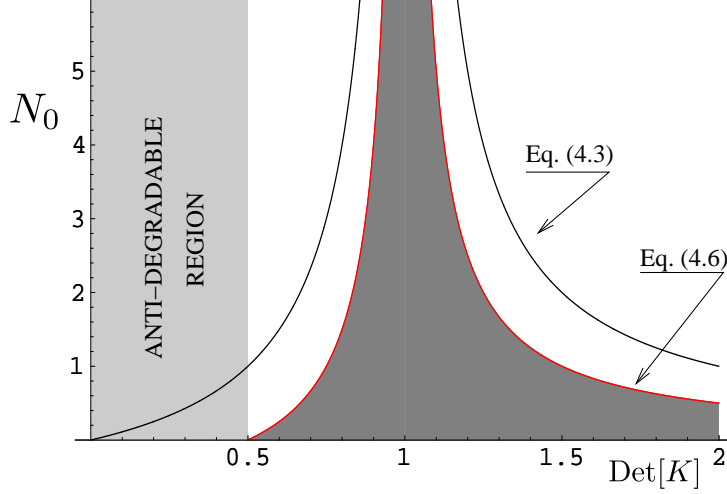


Figure 3: The dark-grey area of the plot is the region of the parameters  $N_0$  and  $\text{Det}[K] = \kappa^2$  where a channel with canonical form  $C$  can have not null quantum capacity. For  $\text{Det}[K] < 1/2$  the channel is anti-degradable. In the remaining white area the quantum capacity is null since these maps can be obtained by a composition of channels one of which being anti-degradable. The curve in black refers to the bound of Eq. (4.3). The contour of the dark-grey area is instead given by Eq. (4.6).

$\Phi_1$  (which is null). In the following we will present two cases where the above property turns out to provide some nontrivial results.

#### 4.1 Composition of two class $D$ channels

We observe that according to composition rule (2.18) the combination of any two channels  $\Phi_1$  and  $\Phi_2$  of  $D$  produces a map  $\Phi_{21} \equiv \Phi_2 \circ \Phi_1$  which is in the class  $C$ . Since the class  $D$  is anti-degradable the resulting channel must have null quantum capacity. Let then  $\kappa_j \sigma_3$  and  $(\kappa_j^2 + 1)(N_j + 1/2)\mathbb{1}$  be the matrices  $K_{\text{can}}$  and  $\alpha_{\text{can}}$  of the channels  $\Phi_j$ , for  $j = 1, 2$ . From Eq. (2.6) one can then verify that  $\Phi_{21}$  has the canonical form  $C$  with parameters

$$\kappa = \kappa_1 \kappa_2, \quad (4.1)$$

$$N_0 = \frac{(\kappa_2^2 + 1)N_2 + \kappa_2^2(\kappa_1^2 + 1)N_1}{|\kappa_1^2 \kappa_2^2 - 1|} + \frac{1}{2} \left( \frac{\kappa_1^2 \kappa_2^2 + 2\kappa_2^2 + 1}{|\kappa_1^2 \kappa_2^2 - 1|} - 1 \right). \quad (4.2)$$

Equation (4.1) shows that by varying  $\kappa_j$ ,  $\kappa$  can take any positive values: in particular it can be greater than  $\sqrt{1/2}$  transforming  $\Phi_{21}$  into a channel which does not belong to the anti-degradable area of Fig. 2. On the other hand, by varying the  $N_j$  and  $\kappa_2$ , but keeping the product  $\kappa_1\kappa_2$  fixed, the parameter  $N_0$  can assume any value satisfying the inequality

$$N_0 \geq \frac{1}{2} \left( \frac{\kappa^2 + 1}{|\kappa^2 - 1|} - 1 \right). \quad (4.3)$$

We can therefore conclude that all channels  $C$  with  $\kappa$  and  $N_0$  as in Eq. (4.3) have null quantum capacity — see Fig. 3. A similar bound was found in a completely different way in Ref. [3].

## 4.2 Composition of two class $C$ channels

Consider now the composition of two class  $C$  channels, i.e.  $\Phi_1$  and  $\Phi_2$ , with one of them (say  $\Phi_2$ ) being anti-degradable.

Here, the canonical form of  $\Phi_1$  and  $\Phi_2$  have matrices  $K_{\text{can}}$  and  $\alpha_{\text{can}}$  given by  $K_i = \kappa_j \mathbb{1}$  and  $\alpha_j = |\kappa_j^2 - 1|(N_j + 1/2)\mathbb{1}$ , where for  $j = 1, 2$ ,  $N_j$  and  $\kappa_j$  are positive numbers, with  $\kappa_1 \neq 0, 1$  and with  $\kappa_2 \in ]0, \sqrt{1/2}]$  (to ensure anti-degradability). From Eq. (2.6) follows then that the composite map  $\Phi_{21} = \Phi_2 \circ \Phi_1$  has still a  $C$  canonical form with parameters

$$\kappa = \kappa_1 \kappa_2, \quad (4.4)$$

$$N_0 = \frac{|\kappa_2^2 - 1|N_2 + \kappa_2^2|\kappa_1^2 - 1|N_1}{|\kappa_1^2\kappa_2^2 - 1|} + \frac{1}{2} \left( \frac{\kappa_2^2|\kappa_1^2 - 1| + |\kappa_2^2 - 1|}{|\kappa_1^2\kappa_2^2 - 1|} - 1 \right). \quad (4.5)$$

As in the previous example,  $\kappa$  can assume any positive value. Vice-versa keeping  $\kappa$  fixed, and varying  $\kappa_1 > 1$  and  $N_{1,2}$  it follows that  $N_0$  can take any values which satisfy the inequality

$$N_0 \geq \frac{1}{2} \left( \frac{\kappa^2}{|\kappa^2 - 1|} - 1 \right). \quad (4.6)$$

We can then conclude that all maps  $C$  with  $\kappa$  and  $N_0$  as above must possess null quantum capacity. The result has been plotted in Fig. 3. Notice that the constraint (4.6) is an improvement with respect to the constraint of Eq. (4.3).

## 5 Conclusion

In this paper we provide a full weak-degradability classification of one-mode Gaussian channels by exploiting the canonical form decomposition of Ref. [20]. Within this context

we identify those channels which are anti-degradable. By exploiting composition rules of Gaussian maps, this allows us to strengthen the bound for one-mode Gaussian channels which have not null quantum capacity.

F.C. and V.G. thank the Quantum Information research program of Centro di Ricerca Matematica Ennio De Giorgi of Scuola Normale Superiore for financial support. A. H. acknowledges hospitality of Centre for Quantum Computation, Department of Applied Mathematics and Theoretical Physics, Cambridge University.

## A The matrix $M$

Here we give the explicit expressions of the matrix  $M$  of Eq. (2.11) associated with the physical representations of the classes  $A_1$ ,  $A_2$ ,  $B_1$ ,  $C$  and  $D$ , discussed in Sec. 2.4. They are,

$$M_{A_1} \equiv \left( \begin{array}{cc|cc} 0 & 0 & 1 & 0 \\ 0 & 0 & 0 & 1 \\ \hline 1 & 0 & 0 & 0 \\ 0 & 1 & 0 & 0 \end{array} \right), \quad M_{A_2} \equiv \left( \begin{array}{cc|cc} 1 & 0 & 1 & 0 \\ 0 & 0 & 0 & 1 \\ \hline 1 & 0 & 0 & 0 \\ 0 & 1 & 0 & -1 \end{array} \right), \quad M_{B_1} \equiv \left( \begin{array}{cc|cc} 1 & 0 & 1 & 0 \\ 0 & 1 & 0 & 0 \\ \hline 0 & 0 & -1 & 0 \\ 0 & 1 & 0 & -1 \end{array} \right),$$

$$M_C \equiv \left( \begin{array}{cc|cc} k & 0 & \sqrt{1-k^2} & 0 \\ 0 & k & 0 & \sqrt{1-k^2} \\ \hline \sqrt{1-k^2} & 0 & -k & 0 \\ 0 & \sqrt{1-k^2} & 0 & -k \end{array} \right) \quad (\text{for } \kappa < 1),$$

$$M_C \equiv \left( \begin{array}{cc|cc} k & 0 & \sqrt{k^2-1} & 0 \\ 0 & k & 0 & -\sqrt{k^2-1} \\ \hline \sqrt{k^2-1} & 0 & k & 0 \\ 0 & -\sqrt{k^2-1} & 0 & k \end{array} \right) \quad (\text{for } \kappa > 1),$$

$$M_D \equiv \left( \begin{array}{cc|cc} k & 0 & \sqrt{k^2+1} & 0 \\ 0 & -k & 0 & \sqrt{k^2+1} \\ \hline \sqrt{k^2+1} & 0 & k & 0 \\ 0 & \sqrt{k^2+1} & 0 & -k \end{array} \right).$$

## References

- [1] C. H. Bennett and P. W. Shor, IEEE Trans. Inf. Theory **44**, 2724 (1998).
- [2] A. S. Holevo, Probl. Inform. Transm. **8**, 63, (1972).
- [3] A. S. Holevo and R. F. Werner, Phys. Rev. A **63** 032312 (2001).
- [4] J. Eisert and M. M. Wolf, E-print quant-ph/0505151.
- [5] R. G. Gallager, *Information Theory and Reliable Communication* (Wiley, New York, 1968).
- [6] S. Braunstein and P. van Loock, Rev. Mod. Phys. **77**, 513 (2005).
- [7] C. M. Caves and P. D. Drummond, Rev. Mod. Phys. **66**, 481 (1994); H. P. Yuen and M. Ozawa, Phys. Rev. Lett. **70** 363 (1993).
- [8] A. S. Holevo, M. Sohma, and O. Hirota, Phys. Rev. A **59**, 1820 (1999).
- [9] V. Giovannetti, S. Guha, S. Lloyd, L. Maccone, J. H. Shapiro, and H. P. Yuen, Phys. Rev. Lett. **92**, 027902 (2004).
- [10] V. Giovannetti, S. Lloyd, L. Maccone and P.W. Shor, Phys. Rev. Lett. **91**, 047901 (2003); Phys. Rev. A **68**, 062323 (2003).
- [11] A. S. Holevo, IEEE Trans. Inf. Theory **44**, 269 (1998); P. Hausladen, R. Jozsa, B. Schumacher, M. Westmoreland and W. K. Wootters, Phys. Rev. A **54**, 1869 (1996); B. Schumacher and M. D. Westmoreland, Phys. Rev. A **56**, 131 (1997).
- [12] A. S. Holevo, Probability Theory and Application, **48**, 359 (2003); A. S. Holevo and M. E. Shirokov, Commun. Math. Phys. **249**, 417, 2004; M. E. Shirokov, Commun. Math. Phys. **262**, 137 (2006) ; A. S. Holevo and M. E. Shirokov, quant-ph/0408176.
- [13] S. Lloyd, Phys. Rev. A **55**, 1613 (1997); H. Barnum, M. A. Nielsen, and B. Schumacher, Phys. Rev. A **57**, 4153 (1998); I. Devetak, IEEE Trans. Inform. Theory **51**, 44 (2005).
- [14] C.H. Bennett, P. W. Shor, J. A. Smolin, and A. V. Thapliyal, IEEE Trans. Inf. Theory **48**, 2637 (2002).

- [15] M.J.W. Hall and M.J. O'Rourke, *Quantum Opt.* **5** 161, (1993); M.J.W. Hall, *Phys. Rev. A* **50**, 3295 (1994); J.H. Shapiro, V. Giovannetti, S. Guha, S. Lloyd, L. Maccone, and B.J. Yen *AIP Conf. Proc.* **734**, 15 (2004); M. Sohma and O. Hirota, quant-ph/0105042.
- [16] V. Giovannetti, S. Guha, S. Lloyd, L. Maccone, and J.H. Shapiro, *Phys. Rev. A* **70**, 032315 (2004); V. Giovannetti, S. Lloyd, L. Maccone, J.H. Shapiro, and B.J. Yen, *Phys. Rev. A* *ib.* **70**, 022328 (2004).
- [17] V. Giovannetti and S. Lloyd, *Phys. Rev. A* **69**, 062307 (2004).
- [18] A. Serafini, J. Eisert, and M.M. Wolf, *Phys. Rev. A* **71** 012320 (2005).
- [19] F. Caruso and V. Giovannetti, to appear in *Phys. Rev. A* (2006), E-print quant-ph/0603257.
- [20] A. S. Holevo, E-print quant-ph/0607051.
- [21] M. M. Wolf and D. Pérez-García, E-print quant-ph/0607070.
- [22] I. Devetak and P. W. Shor, *Commun. Math. Phys.* **256**, 287 (2005).
- [23] W. F. Stinespring, *Proc. Am. Math. Soc.* **6**, 211 (1955).
- [24] G. Lindblad, *Commun. Math. Phys.* **48**, 116 (1976).
- [25] A. S. Holevo, E-print quant-ph/0509101.
- [26] C. King, K. Matsumoto, M. Nathanson, and M. B. Ruskai, E-print quant-ph/0509126.
- [27] W. K. Wootters and W. H. Zurek, *Nature* **299**, 802 (1982).
- [28] N. Gisin and S. Massar, *Phys. Rev. Lett.* **79**, 2153 (1997); D. Bruß, D. P. DiVincenzo, A. Ekert, C. A. Fuchs, C. Macchiavello, and J. A. Smolin, *Phys. Rev. A* **57**, 2368 (1998); R. F. Werner, *Phys. Rev. A* **58**, 1827 (1998); V. Büzek, and M. Hillery, *Phys. Rev. Lett.* **81**, 5003 (1998).
- [29] A. Ferraro, S. Olivares, and M. G. A. Paris, *Gaussian states in quantum information* (Bibliopolis, Napoli, 2005).
- [30] A. S. Holevo, *Probabilistic Aspects of Quantum Theory* (North-Holland, Amsterdam, 1982).

[31] V. Giovannetti and R. Fazio, Phys. Rev. A **71**, 032314 (2005).