

Quantum Network Coding for General Graphs

Kazuo Iwama¹ Harumichi Nishimura^{2y} Rudy Raymond³ Shigeru Yamashita^{4z}

¹School of Informatics, Kyoto University
iwama@kuis.kyoto-u.ac.jp

²School of Science, Osaka Prefecture University
hnishimura@mi.s.osakafu-u.ac.jp

³Tokyo Research Laboratory, IBM Japan
raymond@jp.ibm.com

⁴Graduate School of Information Science, Nara Institute of Science and Technology
ger@is.naist.jp.

Abstract. Network coding is often explained by using a small network model called Butterfly. In this network, there are two flow paths, s_1 to t_1 and s_2 to t_2 , which share a single bottleneck channel of capacity one. So, if we consider conventional flow (of liquid, for instance), then the total amount of flow must be at most one in total, say $1/2$ for each path. However, if we consider information flow, then we can send two bits (one for each path) at the same time by exploiting two side links, which are of no use for the liquid-type flow, and encoding/decoding operations at each node. This is known as network coding and has been quite popular since its introduction by Ahlswede, Cai, Li and Yeung in 2000. In QIP 2006, Hayashi et al showed that quantum network coding is possible for Butterfly, namely we can send two qubits simultaneously with keeping their fidelity strictly greater than $1/2$.

In this paper, we show that the result can be extended to a large class of general graphs by using a completely different approach. The underlying technique is a new cloning method called entanglement-free cloning which does not produce any entanglement at all. This seems interesting on its own and to show its possibility is an even more important purpose of this paper. Combining this new cloning with approximation of general quantum states by a small number of fixed ones, we can design a quantum network coding protocol which "simulates" its classical counterpart for the same graph.

1 Introduction

In some cases, digital information flow can be done much more efficiently than conventional (say, liquid) flow. For example, consider the Butterfly network in Fig. 1 having directed links of capacity one and two source-sink pairs s_1 to t_1 and s_2 to t_2 . Apparently, both paths have to go through the single link from s_0 to t_0 (the two side links from s_1 to t_2 and s_2 to t_1 are of no use at all) and hence the total amount of flow is bounded by one, say $1/2$ for each pair. For information flow, however, we can send two bits, x and y , simultaneously by using the protocol in Fig. 2. Such a protocol, by which we can effectively achieve larger channel capacity than can be achieved by simple routing, has been referred to as network coding since its introduction in [2].

In [10], the authors proved that quantum network coding (QNC) is possible for the same Butterfly network, namely, we can send two qubits simultaneously with keeping their fidelity strictly greater than $1/2$. They also showed that QNC is no longer possible or the worst-case fidelity becomes $1/2$ or

Supported in part by Scientific Research Grant, Ministry of Japan, 16092101.

^ySupported in part by Scientific Research Grant, Ministry of Japan, 18244210.

^zSupported in part by Scientific Research Grant, Ministry of Japan, 16092218.

less, if we remove the two side links. Classical network coding (CNC) for this reduced network is also impossible. Thus, CNC and QNC are closely related in Butterfly and we are naturally interested in a similar relation for general graphs. A typical question to this end is whether QNC is possible for the graph class $G(F_2)$ (including Butterfly and many others, see e.g., [1, 9]) which allows CNC by using linear operations over F_2 at each node. This has been an obvious open question since [10].

The crucial difference between CNC and QNC happens at a node with two or more outgoing edges, where we need some kind of "copy" operation. (s_1, s_2 and t_0 in Fig. 1 are such nodes.) In the case of CNC, nothing is hard; just a usual copy operation is optimal. In the case of QNC, we first encounter the famous no-cloning theorem [18]. This difficulty might be bypassed by using the approximate cloning by Buzek and Hillery [4] with a sacrifice of fidelity, but then arises another much more serious problem; entanglement between cloned states. Note that entanglement extends to the whole graph. In [10], our analysis needed to explicitly observe the total state on the seven edges of the Butterfly network. It is very unlikely that we can stay on the same approach for general graphs.

Our Contribution. In this paper, we give a positive answer to the open question even for the much larger graph class G_4 : the graph class which allows some nonlinear operations over a size-four alphabet to achieve CNC. G_4 includes the above $G(F_2)$ and also many other graphs for which linear operations are not enough for CNC (see the next section for details). For a given G in G_4 and a CNC protocol which sends any one letter in the alphabet correctly from each source to sink, we can design a QNC protocol which sends an arbitrary qubit similarly with fidelity $> 1/2$.

Our key technique is a new cloning method called entanglement-free cloning, which we believe is interesting in its own right. By using this cloning at each branching node, we no longer need to observe the entire state of G explicitly but it is enough to calculate the quantum state at each node independently. Combining this with approximation of quantum states by fixed ones, we can design a QNC protocol which "simulates" the given CNC protocol.

Related Work. [10] inspired several studies on quantum network coding. Shi and Soljanin [16] investigated the quantum network coding for the so-called multi-cast problem where the graph has only one source node. Leung, Oppenheim and Winter [13] discussed an asymptotic limit of quantum network coding for graphs of low depth, including the Butterfly network. [11] showed the impossibility of the (4;1)-quantum random access coding and its relation to quantum network coding.

Quantum cloning has been one of the most popular topics. Its studies are divided into the two types; the universal cloning and the state-dependent cloning. The universal cloning, initiated by Buzek and Hillery [4], and its successors (say, [3, 5, 17]) produce approximated copies of any quantum state equally well. On the other hand, the input of the state-dependent cloning is restricted to a fixed set of quantum states, which has two different directions (and their hybrid such as [6]). The first one,

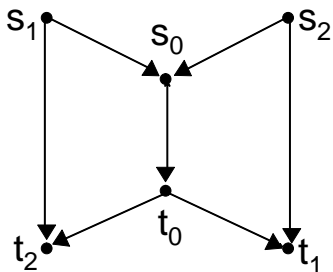


Figure 1

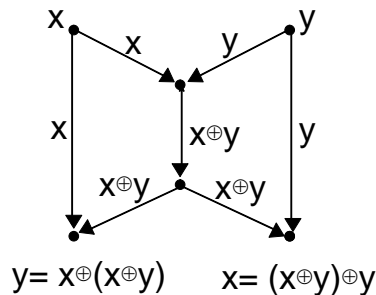


Figure 2

introduced in [12] and further studied in [3], is to seek a better quality by limiting the input of the universal cloning into fixed states. The goal of the second approach is to exactly clone quantum states in a probabilistic manner, so this is called the probabilistic cloning. The probabilistic cloning was proposed by Duan and Guo [8] and seems most related to ours (see Sec. 3.4 for further details).

2 Classical and Quantum Network Coding

2.1 Classical Network Coding

For (classical) network coding, an instance is given as a directed acyclic graph $G = (V; E)$, a set $S = \{s_1; \dots; s_n\} \subseteq V$ of n source nodes, a set $T = \{t_1; \dots; t_m\} \subseteq V$ of m sink nodes and a source-sink requirement given by a mapping $\rho: \{1; \dots; m\} \rightarrow \{1; \dots; n\}$, meaning that an input value on node s_i should be sent to node(s) t_j such that $\rho(j) = i$. (Precisely, this does not contain the case that the sink requires multiple sources, but it is easy to adapt our result to that case.) Each link $e \in E$ has a unit capacity, i.e., it can transmit a single letter in a fixed alphabet \mathcal{A} . A network code (or a protocol) for G , denoted by $P_C(G)$, is defined by l functions (called operations) $f_{v,j}: \mathcal{A}^k \rightarrow \mathcal{A}$, $j = 1; 2; \dots; l$, for each vertex $v \in V$ with indegree k and outdegree l . We say that classical network coding (CNC) is possible if there is a protocol such that input values $(x_1; \dots; x_n)$ given to the source nodes $S = \{s_1; \dots; s_n\}$ imply the output values $(y_1; \dots; y_m)$ on the sink nodes $T = \{t_1; \dots; t_m\}$ such that $y_j = x_{\rho(j)}$.

Li, Yeung and Cai showed in [4] that if G has only one source, linear operations are enough, i.e., if CNC is possible for such a graph, it is possible only by using linear operations over a finite (but maybe large) field. However, this is not the case for graphs with two or more sources: The first example, known as the Koetter's example, was given in [15] where it is shown that the graph does not have a linear CNC even if its alphabet size is arbitrarily large, but does have a CNC if "vector" linear operations over an alphabet of size four (actually F_2^2) are allowed. Very recently another example appeared in [7], which does not have a vector linear CNC over any alphabet, but has a CNC if we allow some non-linear operations over a size-four alphabet.

In this paper we consider the following operations over a size-four alphabet which covers both [15] and [7]: Let $\mathcal{A} = \{00; 01; 10; 11\}$ and let v be a node of indegree m . Then if the values of m incoming edges are $X_1; \dots; X_m \in \mathcal{A}$, then the output of each outgoing edge can be written as $\sum_{i=1}^m h_i(X_i)$. Here, the summation is taken under the additive groups Z_4 or $Z_2 \times Z_2$ (note that additive groups over \mathcal{A} includes only Z_4 and $Z_2 \times Z_2$), and h_i ($i = 1; \dots; m$) is any constant, one-to-one or two-to-one mapping over \mathcal{A} . If G has a CNC under these operations, we say that G is in the graph class G_4 . As mentioned before, G_4 includes both examples in [15] and [7], and of course all the graphs (including Butterfly) for which CNC is possible by linear operations of size two and four.

2.2 Quantum Network Coding

In quantum network coding (QNC), we suppose that each link of the graph G is a quantum channel of capacity one, i.e., it can transmit a single quantum bit. At each node, any trace-preserving completely-positive (TP-CP) map is allowed. A protocol $P_Q(G)$ is given as a set of these operations at each node. We say that QNC is possible for a given graph G if there is a protocol $P_Q(G)$ which determines, for given input qubits $j_1; \dots; j_n$ on the n source nodes, outputs $y_1; \dots; y_m$ on the sink nodes such that the fidelity between y_j and $j_{\rho(j)}$ is greater than $1-\epsilon$. (Thus the inputs are pure qubits without entanglement and the output may be general mixed states. We often use bold fonts for density matrices

for exposition.) Our main goal of this paper is to show that QNC is possible for any graph G in G_4 , in other words, we can design a legitimate protocol $P_Q(G)$ from a given graph G in G_4 and its classical protocol $P_C(G)$.

3 Entanglement-Free Cloning

3.1 Basic Ideas of Designing $P_Q(G)$

Our QNC is based on the following ideas: (i) If we carefully select a small number (say, four) of fixed quantum states, then any quantum state can be "approximated" by one of them. (ii) Therefore, if we can change a given state into its approximation at each source node, we can assume without loss of generality that each source node receives only one of these four states. Thus our task is to send it to its required sink node(s) as faithfully as possible. (iii) This can be obviously done by the following: Select a one-to-one mapping between the four quantum states and the four letters in Σ_4 and design a TP-CP map which simulates the classical operation for Σ_4 at each node.

Now the question is how to design these quantum operations from its classical counterparts. It then turns out that it is not so hard to design "main" operations corresponding to $\sum_{i=1}^4 h_i(X_i)$. The real hard part (the trivial part in the classical case) is to distribute this calculated state into two (or more) outgoing edges. The reason is, as one can expect easily, that entanglement is easily involved. Since the graph is arbitrarily complicated, there are a lot of different paths from one source to one sink which fork and join many times; it seems totally impossible to keep track of how the global entangled state is expanding to the entire graph. (In fact we need a lot of effort to cope with this problem even for the (very simple) Butterfly network [10].)

Our solution to this difficulty is entanglement-free cloning (EFC) that does not produce any entanglement between two outputs. Formally, EFC is defined as follows. A TP-CP map f is an EFC for a set of quantum states $Q = \{f_1; \dots; f_m\}$ if there exist $p; q > 0$ such that, for any $\rho \in Q$, $f(\rho) = (p + (1-p)\frac{I}{2}) \otimes (q + (1-q)\frac{I}{2})$. If such a map exists, we say that Q admits an EFC.

3.2 Necessary Conditions for EFC

Now our goal is to find a set of states which admits an EFC. We first prove the following necessary condition.

Proposition 3.1 If a set $Q = \{f_1; \dots; f_m\}$ of quantum states admits an EFC, then $f_1; \dots; f_m$ are linearly independent (on the vector space $M_2(C)$, the set of 2×2 matrices on C).

Proof. Suppose for contradiction that $f_1; \dots; f_m$ are not linearly independent. Namely, there exists an index j such that $f_j = \sum_{i \neq j} c_i f_i$. Without loss of generality, we can assume $j = m$, that is,

$$f_m = \sum_{i=1}^{m-1} c_i f_i \tag{1}$$

Notice that $\sum_{i=1}^{m-1} c_i = 1$ since $\text{Tr}(f_m) = 1$, and that there are at least two non-zero c_i 's since any two states are linearly independent on $M_2(C)$. Moreover, we can assume that the states of $Q \setminus f_m$ are linearly independent (otherwise, remove some elements from $Q \setminus f_m$ until it becomes linearly independent).

Suppose that Q admits an EFC. Then there is a TP-CP map M such that $M(|i\rangle) = (p|i\rangle + (1-p)|\frac{1}{2}\rangle)(q|i\rangle + (1-q)|\frac{1}{2}\rangle)$ where $p, q > 0$. By the linearity of M and Eq. (1) we have

$$M(|m\rangle) = \sum_{i=1}^{m-1} c_i M(|i\rangle); \quad (2)$$

which implies the following relation.

$$p|q|_m + (1-p)|\frac{1}{2}\rangle = \sum_{i=1}^{m-1} c_i (p|i\rangle + (1-p)|\frac{1}{2}\rangle)(q|i\rangle + (1-q)|\frac{1}{2}\rangle); \quad (3)$$

The left-hand side of Eq.(3) is rewritten as

$$pq|_m + p(1-q)|_m |\frac{1}{2}\rangle + q(1-p)|_m |\frac{1}{2}\rangle + (1-p)(1-q)|\frac{1}{2}\rangle |\frac{1}{2}\rangle;$$

and the right-hand as

$$\begin{aligned} & \sum_{i=1}^{m-1} c_i (p|i\rangle + (1-p)|\frac{1}{2}\rangle)(q|i\rangle + (1-q)|\frac{1}{2}\rangle) \\ &= pq \sum_{i=1}^{m-1} c_i |i\rangle + p(1-q)|_m |\frac{1}{2}\rangle + q(1-p)|_m |\frac{1}{2}\rangle + (1-p)(1-q)|\frac{1}{2}\rangle |\frac{1}{2}\rangle; \end{aligned}$$

where we used Eq.(1) and $\sum_{i=1}^{m-1} c_i = 1$. Thus, by canceling the same terms we obtain $pq|_m + p(1-q)|_m |\frac{1}{2}\rangle = pq \sum_{i=1}^{m-1} c_i |i\rangle$, which implies $|_m = \sum_{i=1}^{m-1} c_i |i\rangle$ since $pq \neq 0$. On the other hand, $|_m = (\sum_{i=1}^{m-1} c_i |i\rangle)^2$ by Eq.(1) and hence we have

$$\sum_{i=1}^{m-1} c_i |i\rangle = \sum_{i,j=1}^{m-1} c_i c_j |i\rangle |j\rangle;$$

Note that the states $|i\rangle |j\rangle_{i,j=1}^{m-1}$ are linearly independent since $|i\rangle_{i=1}^{m-1}$ are linearly independent. Thus, for any $i, j \in \{1, 2, \dots, m-1\}$

$$c_i c_j = \begin{cases} c_i & \text{if } j = i; \\ 0 & \text{if } j \neq i; \end{cases} \quad (4)$$

Obviously $c_i = 0$ or 1 for any $i \in \{1, 2, \dots, m-1\}$. Since $\sum_{i=1}^{m-1} c_i = 1$, there is only one index i_0 such that $c_{i_0} = 1$ and $c_j = 0$ for all other j . This contradicts the fact that there are at least two non-zero c_i 's. 2

Note that any two different states are linearly independent and thus satisfy the condition. In fact, we can show that any set of two states admits an EFC (see Appendix). Unfortunately, two states are not enough for our purpose since it is impossible to approximate an arbitrary quantum state with fidelity $> 1/2$. For a set of four states, one can easily see that the BB84 states $|i\rangle |j\rangle, |i\rangle |j\rangle, |i\rangle |j\rangle, |i\rangle |j\rangle$, for instance, are not linearly independent and cannot be used, either.

3.3 EFC for Four States

Our solution is to use what we call "the tetra states" defined by $|j(00)\rangle = \cos \theta |j\rangle + e^{i\phi} \sin \theta |j\rangle$, $|j(01)\rangle = \cos \theta |j\rangle + e^{i\phi} \sin \theta |j\rangle$, $|j(10)\rangle = \sin \theta |j\rangle + e^{i\phi} \cos \theta |j\rangle$, $|j(11)\rangle = \sin \theta |j\rangle + e^{i\phi} \cos \theta |j\rangle$ with $\cos^2 \theta = \frac{1}{2} + \frac{\sqrt{3}}{6}$ (forming a tetrahedron in the Bloch sphere). It is straightforward to prove that $|f(00)\rangle; |f(01)\rangle; |f(10)\rangle; |f(11)\rangle$ (where $\theta = \arccos \frac{1}{2}$) are linearly independent, but we still have to design an explicit map (protocol) for EFC. As shown below, our protocol fully depends on the tetra measurement, denoted by TTR, which is defined by the POVM (positive operator-valued measure) $\frac{1}{2} |f(00)\rangle\langle f(00)|; \frac{1}{2} |f(01)\rangle\langle f(01)|; \frac{1}{2} |f(10)\rangle\langle f(10)|; \frac{1}{2} |f(11)\rangle\langle f(11)|$. The following lemma is straightforward:

Lemma 3.2 TTR on $|j(z_1 z_2)\rangle$ produces the two bits $z_1 z_2$ with probability $1/2$, and the other three bits $\bar{z}_1 \bar{z}_2; \bar{z}_1 z_2; z_1 \bar{z}_2$ with probability $1/6$. (\bar{z} is the negation of z .) Furthermore, the TP-CP map induced by TTR, $\mathcal{T}TR_j$ ($\mathcal{T}TR_j(|j\rangle)$), is $1/3$ -shrinking, that is, $\mathcal{T}TR_j(|j\rangle) = \frac{1}{3} |j\rangle + \frac{2}{3} \mathbb{I}$.

Now here is our protocol EFC. The important point is that our cloning works not only for $|X\rangle$ where $X \in \{0,1\}^2$, but also for $|X\rangle + (1 - \sqrt{2}) \frac{\mathbb{I}}{2}$ if the value of X is known in advance.

Protocol EFC. Input: $\rho = \frac{1}{2} |X\rangle\langle X| + (1 - \frac{1}{2}) \frac{\mathbb{I}}{2}$ where $X \in \{0,1\}^2$.

Step 1. Apply the tetra measurement on ρ , and obtain the two-bit measurement result $X \in \{0,1\}^2$.

Step 2. Produce the pairs of two bits $(Z_1; Z_2)$ from the measurement value X according to the following probability distribution: $(X; X)$ with probability p_1 ; each of the forms $(X; Y)$ or $(Y; X)$ (6 patterns) with probability p_2 where Y is a two bit different from X ; each of the forms $(Y; Y^0)$ (6 patterns) with probability p_3 where Y^0 is a two bit different from X and Y ; each of the forms $(Y; Y)$ (3 patterns) with probability p_4 . (If $X = 00$, for example, $(X; Y) = (00; 01); (00; 10)$, and $(00; 11)$, $(Y; X) = (01; 00); (10; 00)$, and $(11; 00)$, $(Y; Y^0) = (01; 10); (01; 11); (10; 01); (10; 11); (11; 01)$, and $(11; 10)$, and $(Y; Y) = (01; 01); (10; 10)$, and $(11; 11)$.) Here, $p_1; p_2; p_3; p_4$ are positive numbers depending on X that are determined in the proof of Lemma 3.3.

Step 3. Send $|j(Z_1)\rangle$ and $|j(Z_2)\rangle$ to the two outgoing edges.

Lemma 3.3 For any $\epsilon > 0$, EFC on input ρ produces the output $\frac{1}{9} + (1 - \frac{1}{9}) \frac{\mathbb{I}}{2} - \epsilon$.

Proof. Notice that

$$p_1 + 6p_2 + 6p_3 + 3p_4 = 1; \tag{5}$$

which is the sum of probabilities. Let $X = (z_1 z_2)$ and suppose $z_1 z_2 = 00$ for better exposition. By Lemma 3.2, we obtain 00 with probability $1/2$ and the other three 2-bits with probability $1/6$. Thus, at step 1 we obtain 00 with probability $a = (1/2) + (1 - 1/2) = 1/2 + 1/4 = 3/4$ and 01; 10 and 11 with probability $b = (1/6) + (1 - 1/2) = 1/6 + 1/4 = 5/12$ for each. At step 2, the following four probabilities $q_1; q_2; q_3$ and q_4 are important: q_1 is the probability that (00; 00) is obtained; q_2 is the probability that each of (00; 01); (00; 10); (00; 11); (01; 00); (10; 00); (11; 00) is obtained; q_3 is the probability that each of (01; 10); (01; 11); (10; 01); (10; 11); (11; 01); (11; 10) is obtained; q_4 is the probability that each of (01; 01); (10; 10); (11; 11) is obtained.

(00; 00) arises with probability p_1 after measuring 00 and with probability p_4 after measuring 01; 10 or 11. We thus have

$$q_1 = ap_1 + 3bp_4 \tag{6}$$

and similarly

$$q_2 = (a + b)p_2 + 2bp_3; \quad q_3 = 2bp_2 + (a + b)p_3; \quad q_4 = bp_1 + (a + 2b)p_4; \tag{7}$$

Now let

$$q_1 = (1+4+12)^2; q_2 = (1+4+36)(1+4+12); \text{ and } q_3 = q_4 = (1+4+36)^2: \quad (8)$$

Then one can easily verify that $q_1 + 6q_2 + 6q_3 + 3q_4 = 1$. Furthermore, the two-qubit state sent to the two outgoing links is

$$\begin{aligned} & q_1 (00) (00) + q_2 (00) (01) + q_2 (00) (10) + q_2 (00) (11) \quad (11) \\ & + q_2 (01) (00) + q_4 (01) (01) + q_3 (01) (10) + q_3 (01) (11) \quad (11) \\ & + q_2 (10) (00) + q_3 (10) (01) + q_4 (10) (10) + q_3 (10) (11) \quad (11) \\ & + q_2 (11) (00) + q_3 (11) (01) + q_3 (11) (10) + q_4 (11) (11); \end{aligned}$$

which equals

$$\frac{1}{4} + \frac{1}{12} (00) + \frac{1}{4} \frac{1}{36} ((01) + (10) + (11)) \quad :$$

Since $(00) + (01) + (10) + (11) = 2\mathbf{I}$, this can be rewritten as

$$\frac{1}{4} + \frac{1}{12} \frac{1}{4} \frac{1}{36} (00) + \frac{1}{4} \frac{1}{36} 2\mathbf{I} = \frac{1}{9} (00) + \frac{1}{9} \frac{\mathbf{I}}{2} :$$

Thus, we obtain the desired two-qubit state.

What remains to do is to make sure that the values of $p_1; p_2; p_3$ and p_4 satisfying Eqs.(6),(7) and (8) are all positive and also satisfy Eq.(5). This can be done just by substituting $p_1 = \frac{81+6+2}{432}$, $p_2 = \frac{(9)(15+)}{1296}$, $p_3 = \frac{(9)(3+)}{1296}$ and $p_4 = \frac{9 \cdot 2 + 2}{432}$ (all of them are obviously positive for $0 < 1$) into Eqs.(6),(7),(8) and (5). Obtaining those values is not so trivial but omitted in this preprint. 2

3.4 Brief Remarks for the Previous Work

Recall that quantum cloning for a general state [4] cannot get rid of a lot of entanglement. In [8], Duan and Guo developed a probabilistic cloning system for any fixed two (or more) states, which produces, from a given j i, state j i j i with probability $p > 0$ and an arbitrarily chosen state, say $\frac{1}{2} \frac{1}{2}$, with probability $1 - p$. The technique, also based on the fact that the states are fixed, is beautiful but it is quite different from ours in the following two senses: (i) Their output state $p + (1 - p)\frac{1}{2} \frac{1}{2}$ is not entanglement-free in the sense of our definition. (ii) Their cloning is impossible for any three or more states since they showed that their probabilistic cloning can be done if and only if the pure states to be cloned are linearly independent in the sense of the vector space of pure state vectors. (Note that the linear independence in Proposition 3.1 is about the vector space of 2×2 matrices.)

4 Our Protocol and Its Analysis

4.1 Formal Description of the Protocol

Recall that our current problem is as follows.

Input: A graph G and its CNC protocol $P_C(G)$

Output: A QNC protocol $P_Q(G)$ which simulates $P_C(G)$.

We first show a technical lemma about the input graph G and protocol $P_C(G)$. A degree-3 (D3) graph is defined as follows: It has five different kinds of nodes, fork nodes, join nodes, transform

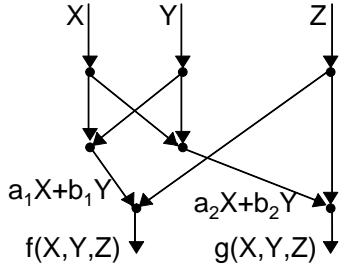


Figure 3

	P_α	Q_α	Q_α	Q_α
	00	01	10	11
P_β 00	00	01	10	11
Q_β 01	01	00	11	10
Q_β 10	10	11	00	01
Q_β 11	11	10	01	00

Figure 4

nodes, source nodes, and sink nodes whose (indegree, outdegree) is $(1;2)$, $(2;1)$, $(1;1)$, $(0;1)$ and $(1;0)$, respectively. The classical protocol $P_C(G)$ for a D3 graph is called simple if the operation at each node is restricted as follows: (i) The input is sent to the outgoing edge without any change at each source node. (ii) The incoming value is just copied and sent to the two outgoing edges at each fork node. (iii) The operation of each transform node is constant, one-to-one, or two-to-one. (iv) The operation of each join node is the addition (denoted by $+$) over Z_2 , Z_2 or Z_4 . (v) The sink node just receives the incoming value (no operation).

Lemma 4.1 Without loss of generality we can assume that the input of our problem is a pair of a D3 graph and a simple protocol.

Proof. Assume that a (general) graph G and a protocol $P_C(G)$ are given. Then, we transform G and $P_C(G)$ into a 3D graph and a simple protocol as follows. If a source node s has $m \geq 2$ inputs, then we add m parent nodes to s as new source nodes that have one input for each. Notice that s is no longer a source node. Similarly, if a sink node t requires $m \geq 2$ inputs, add m child nodes to t as new sink nodes. Then, the operations of new sources and sinks clearly satisfy restrictions (i) and (v).

Next, we decompose nodes of degree 4 into fork and join nodes, and adapt the classical protocol to the graph changed by the decomposition. This is possible since we only consider the operation in the form of $\sum_{i=1}^m h_i(X_i)$. For example, Fig. 3 is the decomposition of a node such that its (indegree, outdegree) is $(3;2)$ and the operations for two outgoing edges are $f(X;Y;Z) = a_1X + b_1Y + c_1Z$ and $g(X;Y;Z) = a_2X + b_2Y + c_2Z$, respectively. Then, we obtain a D3 graph but we need more transformation to obtain a simple protocol. Now the join node has an operation of the form $f(X;Y) = h_1(X) + h_2(Y)$. Recall that since our original graph is in G_4 , h_1 and h_2 are constant, two-to-one, or one-to-one mapping. We decompose such a join node into two transform nodes $u_1;u_2$ and a new join node u_3 , and design the corresponding protocol as follows: u_1 and u_2 are the parents of u_3 , the operations of u_1 , u_2 and u_3 are h_1 , h_2 and $+$, respectively. Then, the new graph is still a D3 graph and the new protocol satisfies restrictions (iii) and (iv). What remains to do is to satisfy restriction (ii). For this purpose, we delay the operations of a fork node, which are written as $h(X)$ for each operation of two outgoing edges, until the next transform node (if the next node is a sink, insert an extra transform node before the sink). Finally, we have obtained a D3 graph G^0 and the corresponding simple protocol $P_C(G^0)$.

We design a quantum protocol for the input $(G^0;P_C(G^0))$ by the algorithm given below. Then it is easy to change the protocol back to the protocol for the original graph G by combining all the decomposed operations for a node of G into a single operation. 2

Now we are ready to present our protocol $P_Q(G)$, which is given by the following algorithm (Q (v))

is the operation at a node v , and $\alpha(v)$ is the shrinking factor at that node).

Algorithm for designing $P_Q(G)$.

Step 1. Determine a total order for the vertices of G by their depth (= the length of the longest path from a source node). Break ties arbitrarily. Let $v_1; v_2; \dots; v_r$ be their order.

Step 2. For each $v = v_1; v_2; \dots; v_r$, do the following:

If v is a source node then let $\alpha(v) = 1$ and let $Q(v) = [\text{Apply TTR for the source, obtain the measurement value } x_1 x_2 \dots x_n \text{ and send } (x_1 x_2 \dots x_n) \text{ to its child node}]$.

Else if v is a join node then let $\alpha(v) = (1-\alpha(v_1) - \alpha(v_2))$ where v_1 and v_2 are v 's parent nodes, and let $Q(v) = [\text{Apply TTR for the two source states, obtain measurement values } x_1 x_2 \dots x_n \text{ and } y_1 y_2 \dots y_n, \text{ and send } (x_1 x_2 \dots x_n + y_1 y_2 \dots y_n) \text{ to its child node}]$.

Else if v is a transform node then let g be the corresponding operation in $P_C(G)$.

If g is a constant function, i.e., $g(x) = x_1 x_2 \dots x_n$ then let $\alpha(v) = 1$ and $Q(v) = [\text{Send } (x_1 x_2 \dots x_n) \text{ to its child}]$.

Else if g is a one-to-one function then let $\alpha(v) = \alpha(v_1) \alpha(v_2)$ for the parent node v_1 , and $Q(v) = [\text{Apply TTR for the source state, obtain measurement value } x_1 x_2 \dots x_n \text{ and send } (g(x_1 x_2 \dots x_n)) \text{ to its child}]$.

Else (i.e., g is a two-to-one function) let $\alpha(v) = \frac{\alpha(v_1)}{6 - \alpha(v_1)}$ for the parent node v_1 and $Q(v) = [\text{Apply TTR for the source state, obtain measurement value } x_1 x_2 \dots x_n, \text{ send } (g(x_1 x_2 \dots x_n)) \text{ to its child with probability } \frac{3 - \alpha(v)}{6} \text{ and send } (y_1 y_2 \dots y_n) \text{ and } (z_1 z_2 \dots z_n) \text{ to its child with probability } \frac{3 - \alpha(v)}{2(6 - \alpha(v))} \text{ for each, where } f y_1 y_2 \dots y_n; z_1 z_2 \dots z_n g = \alpha(v) \text{ n Range}(g)]$.

Else if v is a fork node then let $\alpha(v) = (1-\alpha(v_1))$ for the parent node v_1 , and $Q(v) = [\text{Apply EFC}_{(v)} \text{ for the incoming state and send the resulting two-qubit state to its child nodes}]$.

Else (i.e., v is a sink node) $Q(v) = [\text{Do nothing}]$.

Our key lemma is as follows. The proof is given in the next subsection.

Lemma 4.2 (i) The value $\alpha(u)$ calculated in the above algorithm is positive for any vertex $u \in V$.

(ii) Suppose that $P_C(G)$ produces output values $y \in \mathbb{R}^n$ at node $u \in V$ (actually the value of the outgoing edge from u) from input values $(x_1; \dots; x_n) \in \mathbb{R}^n$. Then, if we supply input states (x_i) to source node s_i for $i = 1; \dots; n$, then $P_Q(G)$ produces the state $\alpha(u) (y) + (1 - \alpha(u)) \frac{I}{2}$.

Now we state our main theorem.

Theorem 4.3 (Main theorem) Suppose that $P_C(G)$ is the same as Lemma 4.2 and suppose that we supply (general) input states $j_{1i}; \dots; j_{ni}$. Then if $P_Q(G)$ produces output states $i_1; \dots; i_m$, the fidelity between i_i and $j_{(i)i}$ is larger than $1/2$.

Proof. Let s be the source node that has $j_{(i)i}$, and t be the sink that receives i_i by $P_Q(G)$. By TTR at s we obtain probabilistic mixture of the four states, $\rho = a(00) + b(01) + c(10) + d(11)$. By Lemma 4.2 (note that the value of $\alpha(u)$ does not depend upon the input states (x_i)) and linearity we can see that $\rho_i = \alpha(t) \rho + (1 - \alpha(t)) \frac{I}{2}$. By Lemma 3.2, the TP-CP map induced by TTR transforms $j_{(i)i}$ to $\frac{1}{3} j_{(i)i} + \frac{2}{3} \frac{I}{2}$ (= ρ_i). Thus, ρ_i is written as $\rho_i = \frac{\alpha(t)}{3} j_{(i)i} + (1 - \frac{\alpha(t)}{3}) \frac{I}{2}$. Hence we can conclude that the fidelity at t is $\frac{1}{2} + \frac{1}{2} \frac{\alpha(t)}{3}$, which is strictly larger than $1/2$. 2

4.2 Proof of Lemma 4.2

It is obvious by the algorithm that $\rho(u) > 0$ for all $u \in V$. To prove (ii), we need to know what happens at each node. We already know the effect of a fork node which is given in Sec. 3. To know the effect of a join node and a transform node, we show two lemmas. The first lemma is for a join node.

Lemma 4.4 Assume that $x = (x_1x_2) + (1 \quad)\frac{I}{2}$ and $y = (y_1y_2) + (1 \quad)\frac{I}{2}$ are sent to a join node. Then, the output state is $\frac{1}{9} (x_1x_2 + y_1y_2) + (1 \quad)\frac{I}{2}$.

Proof. Recall that the operation at a join node is the addition over $Z_2 \times Z_2$ or Z_4 . Let f be one of such additions. Then one can see that the matrix $M_f = (f(X;Y))$ has the property that each value in Z_4 appears exactly once in each column and in each row. See Fig. 4 for the case of $Z_2 \times Z_2$. Suppose for example that $x_1x_2 = y_1y_2 = 00$. Then, by Lemma 3.2, TTR on x (resp. y) produces 00 (resp. 00) with $p = \frac{1}{4} + (1 \quad) = \frac{1}{4}$ (resp. $p = \frac{1}{4} + (1 \quad) = \frac{1}{4}$) and other 01;10 and 11 with probability $q = \frac{1}{4} + (1 \quad) = \frac{1}{4}$ (resp. $q = \frac{1}{4} + (1 \quad) = \frac{1}{4}$) for each. Note that $f(00;00) = 00$, which appears at four different positions of the matrix whose total probability is $r_1 = p^2 + 3q^2$. Similarly, the value 01 (similarly for 10 and 11) appears at four different positions whose total probability is $r_2 = p^2q + pq^2 + 2pq$. By simple calculation, we have $r_1 = \frac{1}{4} + \frac{3}{4} = 1$ and $r_2 = \frac{1}{4} + \frac{3}{4} = 1$, and therefore the output state can be written as

$$\frac{1}{4} + \frac{1}{12} (z_1z_2) + \frac{1}{4} \frac{1}{36} ((z_1z_2) + (z_1z_2) + (z_1z_2)) = \frac{1}{9} (f(x_1x_2; y_1y_2)) + (1 \quad)\frac{I}{2} :$$

2

The second lemma is for the transform node.

Lemma 4.5 Assume that $(Z) + (1 \quad)\frac{I}{2}$ is sent to a transform node whose operation in $P_C(G)$ is g . Then, the output state is (Z_0) if g is a constant function $g(\cdot) = Z_0$, $(\frac{1}{2} + \frac{1}{6})(g(Z)) + (1 \quad)\frac{I}{2}$ if g is one-to-one, and $\frac{1}{6} (g(Z)) + (1 \quad)\frac{I}{2}$ if g is two-to-one.

Proof. The case that g is constant is trivial. The case that g is one-to-one is also easy since TTR is the 1=3-shrinking map (changing the state by g does not lose any identity). Thus, it suffices to analyze the case that g is two-to-one. Assume that Z^0 is the unique element different from $g(Z)$ in $\text{Range}(g)$. (It might help to consider an example such as $g(00) = g(01) = 00$, $g(10) = g(11) = 10$, $Z = 00$ and $Z^0 = 10$.) The tetra measurement gives us Z with probability $\frac{1}{4} + \frac{1}{4} = \frac{1}{2}$ and the other three elements with probability $\frac{1}{4} = \frac{1}{4}$ for each. This means that by the calculation of g we obtain $g(Z)$ with probability $\frac{1}{4} + \frac{1}{4} + \frac{1}{4} = \frac{3}{4}$ and Z^0 with probability $2 \cdot (\frac{1}{4} + \frac{1}{4}) = 1$. By our protocol, we obtain $(g(Z))$ with probability $(\frac{1}{2} + \frac{1}{6})\frac{3}{6} = \frac{3}{4}$, (Z^0) with probability $(\frac{1}{2} + \frac{1}{6})\frac{1}{6} = \frac{1}{6}$, and the other two tetra states (Y_1) and (Y_2) with probability $\frac{1}{6}$. Therefore, the output state, which is their mixed state, is

$$\frac{3}{4} (g(Z)) + \frac{1}{6} ((Z^0) + (Y_1) + (Y_2)) = \frac{3}{4} (g(Z)) + (1 \quad)\frac{I}{2} :$$

This completes the proof.

2

Now we prove Lemma 4.2 by induction on the depth of nodes. First, consider a node u of depth 1, which has the three cases.

(Case 1-a: u is a fork node.) Let (x_1x_2) be the state sent from a source node s . By EFC₁ the state $\frac{1}{9}(x_1x_2) + \frac{8}{9}\frac{\mathbb{I}}{2}$ is sent to each of the next two nodes. This clearly satisfies the statement of the lemma since $(u) = (1=9)(s) = 1=9$ (notice that $(s) = 1$ for any source node s) by the algorithm for designing $P_Q(G)$.

(Case 1-b: u is a join node.) Let (x_1x_2) and (y_1y_2) be the states sent from two source nodes s_1 and s_2 . By Lemma 4.4 we obtain $\frac{1}{9}(x_1x_2 + y_1y_2) + \frac{8}{9}\frac{\mathbb{I}}{2}$. This satisfies the statement of the lemma since $(u) = (1=9)(s_1)(s_2) = 1=9$.

(Case 1-c: u is a transform node.) Let (x_1x_2) be the state received from a source node s . By Lemma 4.5, we obtain the state (X_0) if the operation f at u in $P_C(G)$ produces a constant $X_0 \in \{2, 4, 1=3\}$ (x_1x_2) + $(2=3)\frac{\mathbb{I}}{2}$ if f is one-to-one, and $(1=5)(x_1x_2) + (4=5)\frac{\mathbb{I}}{2}$ if f is two-to-one. By definition, we can see that $(u) = 1, 1=3$ and $1=5$ ($= \frac{1}{6}\frac{\mathbb{I}}{1}$) if u is constant, one-to-one, and two-to-one, respectively. Thus, the statement of the lemma holds.

Next, we show that the statement of the lemma holds for any node u at depth d under the assumption that it holds for depth $d-1$.

(Case d-a: u is a fork node.) By assumption, u receives a state $(v)(x_1x_2) + (1-(v))\frac{\mathbb{I}}{2}$ from the parent node v , where $x_1x_2 \in \{2, 4\}$ is received at u in $P_C(G)$. In the protocol $P_Q(G)$ this state is transformed by EFC_(v). By Lemma 3.3, the output state is $\frac{1}{9}(x_1x_2) + (1-\frac{1}{9})\frac{\mathbb{I}}{2}$. Our algorithm says $(u) = (1=9)(v) = (u)$. Thus, the statement of the lemma holds at u .

(Case d-b: u is a join node.) By assumption, u receives two states $(v_1)(x_1x_2) + (1-(v_1))\frac{\mathbb{I}}{2}$ and $(v_2)(y_1y_2) + (1-(v_2))\frac{\mathbb{I}}{2}$ from the parent nodes v_1 and v_2 , where x_1x_2 and $y_1y_2 \in \{2, 4\}$ are sent from v_1 and v_2 to u in $P_C(G)$, respectively. Then, by Lemma 4.4 the output state is $\frac{1}{9}(v_1)(v_2)(x_1x_2 + y_1y_2) + (1-\frac{1}{9})(v_1)(v_2)\frac{\mathbb{I}}{2}$. This satisfies the statement of the lemma since $\frac{1}{9}(v_1)(v_2) = (u)$ by our algorithm.

(Case d-c: u is a transform node.) By assumption, u receives a state $(v)(x_1x_2) + (1-(v))\frac{\mathbb{I}}{2}$ from the parent node v , where $x_1x_2 \in \{2, 4\}$ is received at u in $P_C(G)$. Let g be the operation at u in $P_C(G)$. Then, by Lemma 4.5 the output state is $(g(x_1x_2))$ if g is constant, $\frac{(v)}{3}(g(x_1x_2)) + (1-\frac{(v)}{3})\frac{\mathbb{I}}{2}$ if g is one-to-one, and $\frac{(v)}{6}\frac{\mathbb{I}}{(v)}(g(x_1x_2)) + (1-\frac{(v)}{6}\frac{\mathbb{I}}{(v)})\frac{\mathbb{I}}{2}$ if g is two-to-one. This satisfies the statement of the lemma since for each of the three cases the shrinking factor is (u) by our algorithm.

Therefore, by induction we have shown Lemma 4.2.

5 Concluding Remarks

Apparently there remains a lot of future work for EFC. First of all, we strongly conjecture that the condition of Proposition 3.1 is also sufficient. The optimality of our EFC is another interesting research target. We also would like to study the opposite direction on the relation between CNC and QNC, i.e., whether we can derive a CNC protocol from a QNC protocol.

References

- [1] M. Adler, N. J. Harvey, K. Jain, R. D. Kleinberg, and A. R. Lehman. On the capacity of information networks. Proc. 17th ACM-SIAM SODA, pp. 241-250, 2006.
- [2] R. Ahlswede, N. Cai, S.-Y. R. Li, and R. W. Yeung. Network information flow. IEEE Transactions on Information Theory 46 (2000) 1204-1216.

- [3] D. Bruß, D. P. Di Vincenzo, A. Ekert, C. A. Fuchs, C. Macchiavello, and J. A. Smolin. Optimal universal and state-dependent quantum cloning. *Phys. Rev. A* 57 (1998) 2368{2378.
- [4] V. Buzek and M. Hillery. Quantum copying: Beyond the no-cloning theorem. *Phys. Rev. A* 54 (1996) 1844{1852.
- [5] N. Gisin and S. Massar. Optimal quantum cloning machines. *Phys. Rev. Lett.* 79 (1997) 2153{2156.
- [6] A. Chees and S. M. Barnett. Strategies and networks for quantum state-dependent cloning. *Phys. Rev. A* 60 (1999) 136{144.
- [7] R. Dougherty, C. Freiling, and K. Zeger. Insufficiency of linear coding in network information flow. *IEEE Transactions on Information Theory* 51 (2005) 2745-2759.
- [8] L.-M. Duan and G.-C. Guo. Probabilistic cloning and identification of linearly independent quantum states. *Phys. Rev. Lett.* 80 (1998) 4999{5002.
- [9] N. J. Harvey, R. D. Kleinberg, and A. R. Lehman. Comparing network coding with multicommunity flow for the k-pairs communication problem. MIT LCS Technical Report 964, September 2004.
- [10] M. Hayashi, K. Iwama, H. Nishimura, R. Raymond, and S. Yamashita. Quantum network coding. Talk at 9th Workshop on Quantum Information Processing, 2006. Its 12page version will appear in Proc. 24th STACS. The full version is available at quant-ph/0601088.
- [11] M. Hayashi, K. Iwama, H. Nishimura, R. Raymond, and S. Yamashita. (4;1)-quantum random access coding does not exist { One qubit is not enough to recover one of four bits. *New J. Phys.* 8 (2006) 129.
- [12] M. Hillery and V. Buzek. Quantum copying: Fundamental inequalities. *Phys. Rev. A* 56 (1997) 1212{1216.
- [13] D. Leung, J. Oppenheim, and A. Winter. Quantum network communication {the butterfly and beyond. Preprint available at quant-ph/0608233, August 2006.
- [14] S.-Y. R. Li, R. W. Yeung, and N. Cai. Linear network coding. *IEEE Transactions on Information Theory* 49 (2003) 371{381.
- [15] M. Medard, M. Eros, T. Ho, and D. Karger. On coding for non-multicast networks. Proc. 41st Annual Allerton Conference on Communication Control and Computing, 2003.
- [16] Y. Shi and E. Soljanin. On multicast in quantum network. Proc. 40th Annual Conference on Information Sciences and Systems, 2006.
- [17] R. F. Werner. Optimal cloning of pure states. *Phys. Rev. A* 58 (1998) 1827{1832.
- [18] W. K. Wootters and W. H. Zurek. A single quantum cannot be cloned. *Nature* 299 (1982) 802{803.

A Appendix. Possibility of EFC for Two States

In this Appendix, we prove that any two pure states (and their shrinking states) admit EFC.

Proposition A.1 Let j_0 and j_1 be any different qubits, and let $Q = \sqrt{p} |j_0\rangle + \sqrt{1-p} |j_1\rangle$; $\sqrt{p} |j_0\rangle + \sqrt{1-p} |j_1\rangle$ where $p > 0$. Then Q admits EFC.

To prove Proposition A.1, we first show a lemma which states that any two states which are the "shrunk" states of $j_i; j_i^\perp$ admit EFC where j_i^\perp is the orthogonal state to j_i .

Lemma A.2 Let $|j\rangle$ and $|j^\perp\rangle$ be any orthogonal qubits. The set $Q_c = \{p|j\rangle + (1-p)\frac{I}{2}; p|j^\perp\rangle + (1-p)\frac{I}{2}\}$, where $p > 0$, admits EFC. In fact, there exists an EFC protocol, denoted as EFC_{o2p} , which produces output $\frac{p}{2} + (1-\frac{p}{2})\frac{I}{2}$ for a given input $\rho \in Q_c$.

Proof. By the symmetry of the Bloch sphere, it suffices to prove the statement for $|j\rangle = |0\rangle$ and $|j^\perp\rangle = |1\rangle$. We then implement the following protocol EFC_{o2p} .

Protocol EFC_{o2p} . Input $\rho = p|x\rangle\langle x| + (1-p)\frac{I}{2}$ where $x \in \{0,1\}$.

Step 1. Measure in the basis $\{|0\rangle, |1\rangle\}$, and obtain a bit X .

Step 2. Produce the pair $(Y_1; Y_2)$ according to the following probability distribution: $(X; X)$ with probability $p_1 = 1/2 + p^2/16$, $(X; \bar{X})$ and $(\bar{X}; X)$ with $p_2 = 1/4 - p^2/16$ for each, and $(\bar{X}; \bar{X})$ with $p_3 = p^2/16$.

Step 3. Output $|Y_1\rangle$ and $|Y_2\rangle$.

After step 2, EFC_{o2p} produces the pair of bits with the following probability distribution: $(x;x)$ with probability $q_1 = (1/2 + p/2)p_1 + (1/2 - p/2)p_3 = (1/2 + p/4)^2$, $(x;\bar{x})$ and $(\bar{x};x)$ with probability $q_2 = (1/2 + p/2)p_2 + (1/2 - p/2)p_2 = (1/2 + p/4)(1/2 - p/4)$ for each, and $(\bar{x};\bar{x})$ with probability $q_3 = (1/2 + p/2)p_3 + (1/2 - p/2)p_1 = (1/2 - p/4)^2$. Thus, the final output state is

$$\begin{aligned} & q_1 |x\rangle\langle x| + q_2 (|x\rangle\langle \bar{x}| + |\bar{x}\rangle\langle x|) + q_3 |\bar{x}\rangle\langle \bar{x}| \\ &= \frac{1}{2} + \frac{p}{4} |x\rangle\langle x| + \frac{1}{2} - \frac{p}{4} |\bar{x}\rangle\langle \bar{x}|; \end{aligned}$$

which equals to $(p/2)|x\rangle\langle x| + (1-p/2)\frac{I}{2}$. 2

Using Lemma A.2 we can prove Proposition A.1.

Proof of Proposition A.1. By symmetry of the Bloch sphere, we prove the statement for $|j\rangle = \cos\theta|0\rangle + \sin\theta|1\rangle$ and $|j^\perp\rangle = \sin\theta|0\rangle + \cos\theta|1\rangle$ where $0 < \theta < \pi/4$. We then implement the following protocol EFC_{2p} .

Protocol EFC_{2p} . Input $\rho = p|j\rangle\langle j| + (1-p)\frac{I}{2}$.

Step 1. Measure in the basis $\{|j\rangle, |j^\perp\rangle\}$, and obtain the state $\rho^0 = p(\cos^2\theta |j\rangle\langle j| + \sin^2\theta |j^\perp\rangle\langle j^\perp|) + (1-p)\frac{I}{2} = p\cos^2\theta |j\rangle\langle j| + (1-p\cos^2\theta)\frac{I}{2}$.

Step 2. Apply $EFC_{o2p\cos^2\theta}$ to ρ^0 , and obtain the two-qubit state $\rho^{\otimes 2} = \frac{p\cos^2\theta}{2} |j\rangle\langle j| + (1 - \frac{p\cos^2\theta}{2})\frac{I}{2}$.

Step 3. For each qubit of $\rho^{\otimes 2}$, do the following: output $|j\rangle$ with probability q and $|j^\perp\rangle$ with probability $1-q$ where q is the positive number determined from p and θ (seen in the later analysis).

We show that EFC_{2p} outputs a desired state $(r|j\rangle\langle j| + (1-r)\frac{I}{2})^{\otimes 2}$ for some $r > 0$. It is easy to check that $\rho^{\otimes 2}$ is obtained at step 2. So, we consider what state we obtain after step 3. After step 3, each of two qubits is

$$\frac{q}{2} \begin{pmatrix} 1 & 1 \\ 1 & 1 \end{pmatrix} + (1-q) \begin{pmatrix} \frac{1}{2} + (1-q)\frac{p\cos^2\theta}{4} & 0 \\ 0 & \frac{1}{2} - (1-q)\frac{p\cos^2\theta}{4} \end{pmatrix};$$

which should be in the form of $r|j_x\rangle + (1-r)|\frac{1}{2}\rangle$. To satisfy this, it suffices that the following equations hold.

$$r \cos^2 \theta + \frac{1-r}{2} = \frac{1}{2} + \frac{p \cos 2\theta}{4} \quad (1-q) + \frac{q}{2}$$

$$r \sin^2 \theta = \frac{q}{2}$$

In fact, we can obtain such positive numbers q and r by solving the equations. This completes the proof. 2

Furthermore we can show that, for any set $Q = \{|\psi_1\rangle, |\psi_2\rangle\}$ of two mixed states, Q admits EFC. Its proof is given by a similar way to the proof of Proposition A.1 while we need one extra step as follows: (i) By the measurement in a suitable basis, we change the two states $|\psi_1\rangle, |\psi_2\rangle$ into "orthogonal" states $|\phi_1^0\rangle = |j\rangle + (1-j)|\frac{1}{2}\rangle$ and $|\phi_2^0\rangle = |j'\rangle + (1-j')|\frac{1}{2}\rangle$. (ii) If ϵ (say, $\epsilon > 0$), change the two orthogonal states to $|j\rangle + (1-\epsilon)|\frac{1}{2}\rangle$ and $|j'\rangle + (1-\epsilon)|\frac{1}{2}\rangle$: To do so output the fixed state $|j'\rangle$ with some probability and the obtained state with the remaining probability. (iii) Apply EFC on Q_p with a suitable p . (iv) By outputting $|j\rangle$ with some probability, the states can be the shrinking states of $|\phi_1^0\rangle$ and $|\phi_2^0\rangle$. (v) Return the angle between the obtained states to that of the original two states $|\psi_1\rangle, |\psi_2\rangle$ as step 3 in EFC_{2p}. We can show that this works correctly but omit the verification.