

MAGNETIC PHASE TRANSITIONS IN ULTRATHIN FILMS OF DIFFERENT CRYSTAL STRUCTURES

Yury Kirienko¹ and Leonid Afremov²

Far-Eastern Federal University, Vladivostok, Russia

Abstract

The properties of ultrathin films have been studied within the framework of Ising model and the method of random-field interactions. It is shown that the Curie temperature is inversely proportional to the number of layers. Critical exponent ν has been obtained and it is shown that it does not depend on the type of crystalline lattice.

As a characteristic, that allows to evaluate the smallness of magnetic objects, one can take the length of the spin-spin correlation ξ . It is used to describe the spin fluctuations near the critical temperature. In the case when the film thickness is less than the correlation length of bulk samples, there appear various size effects. In particular, the decrease of film thickness can lead to a reduction of phase transition temperature: according to measurements on films of iron, nickel and cobalt [1–8], T_c decreases with decreasing of film thickness N (here N is the number of monolayers). The experimentally observed dependence of the Curie temperature on the thickness $T_c(N)$ can be described by the relation introduced in [6, 7]:

$$\varepsilon(N) \stackrel{def}{=} \frac{T_c(N \rightarrow \infty) - T_c(N)}{T_c(N \rightarrow \infty)} = c_0 (N - \tilde{N})^{-\lambda}, \quad (1)$$

where $T_c(N \rightarrow \infty) \stackrel{def}{=} T_\infty$ – temperature of bulk sample, c_0 and \tilde{N} – constants. The argument λ is related to the critical exponent of the spin-spin correlation ν as follows: $\lambda = 1/\nu$ [9]. And, as was shown in [10–12], the constants and argument of the dependency (1) essentially depend on the type and symmetry of the crystal lattice of sprayed film and its substrate.

In this paper we assess the influence of film thickness and its crystal structure on the temperature of magnetic phase transition. To solve this problem we use the following model.

1 Model

- Ultrathin film is composed of N infinite monolayers;
- the interaction fields h between spin magnetic moments of the atoms are distributed randomly, and the interaction is realized only between the nearest neighbors;
- spin magnetic moments are oriented along an axis Oz (approximation of the Ising model) and are equal to m_0 in magnitude.

According to [13] the distribution function for random interaction fields h on a particle located at the origin (in n -th monolayer) is defined as:

$$W_n(h) = \int \delta \left(h - \sum_j h_{nj}(\mathbf{r}_j, \mathbf{m}_j) \right) \prod_j F_n(\mathbf{m}_j) \delta(\mathbf{r}_j - \mathbf{r}_{j0}) d\mathbf{r}_j d\mathbf{m}_j, \quad (2)$$

where $\delta(x - x_0)$ – Dirac delta function, $h_{nj} = h_{nj}(\mathbf{m}_j, \mathbf{r}_j)$ – field produced by atoms with magnetic moments \mathbf{m}_j , located at the nodes with coordinates \mathbf{r}_j in n -th monolayer. $F_n(\mathbf{m}_j)$ is the distribution

¹mailto: yury.kirienko@gmail.com

²mailto: afremovl@mail.dvgu.ru

function for the magnetic moments, which in the approximation of the Ising model for a ferromagnet can be represented as follow:

$$F_n(\mathbf{m}_j) = (\alpha_{nj}\delta(\theta_j) + \beta_{nj}\delta(\theta_j - \pi))\delta(m_{0j}). \quad (3)$$

Here θ_j is the angle between \mathbf{m}_j and Oz -axis, α_{nj} and β_{nj} – relative probabilities of the spin orientation along ($\theta_j = 0$) and against ($\theta_j = \pi$) Oz -axis respectively; m_{0j} – magnetic moment of the j -th magnetic atom.

Now we introduce symmetric notations $\alpha_{+n} \stackrel{def}{=} \alpha_n$ and $\alpha_{-n} \stackrel{def}{=} 1 - \alpha_n$ and consider the set k_j of nearest neighbors of an arbitrary atom numbered as j . Let denote $z = \dim k_j$ as its coordination number. Then let Ω_{k_j} be the set of all possible products of $\alpha_{\pm n}$ (where $n \in k_j$), which contains z various factors with different values of n (therefore $\dim \Omega_{k_j} = 2^z$). The elements of Ω_{k_j} are marked as ω_ℓ : $\omega_\ell \stackrel{def}{=} \prod_{n \in k_j} \alpha_{\pm n} = \prod_{(\nu=1; l_\nu \in k_j)}^{\nu=z} \alpha_{\pm l_\nu}$. In fact, ℓ is a number of binomial permutation of $\alpha_{\pm n}$ that forms Ω . If \mathcal{L} is such a set of binomial permutations, on which Ω was build, then we can define a similar set \mathcal{M} of elements M_ℓ : $M_\ell \stackrel{def}{=} \sum_{n \in k_j} \pm m_n = m_0 \sum_{n \in k_j} \pm |2\alpha_n - 1|$.

In the approximation of nearest neighbors and the direct exchange interaction between magnetic atoms, the equation (2) can be represented as:

$$W_n(h) = \sum_{\nu=1}^{C_z^{z-n}} \sum_{l_\nu \in L(C_z^n(k_j))}^{2^n} \omega_{l_\nu} \delta(h - M_{l_\nu} J_{l_\nu}), \quad (4)$$

where $C_z^n(k_j)$ is a sample of n atoms of the total number of z nearest neighbors of j -th atom, J_{l_ν} are the constants of exchange interaction (that may differ between different monolayers or even inside the same monolayer between different sorts of atoms).

General equation that determines the average relative magnetic moment μ_n in n -th monolayer is

$$\mu_n = \int \tanh\left(\frac{m_n H}{k_B T}\right) W_n(H) dH. \quad (5)$$

Replacing in expressions for ω_ℓ and M_ℓ all $\alpha_{\pm n}$ on their average values $\langle \alpha_{\pm n} \rangle = (1 \pm \mu_n)/2$ and substituting (4) into (5), one can obtain the equations that determine μ_n in each monolayer:

$$\left\{ \begin{array}{l} \mu_1 = \sum_{l=0}^{z_{1,1}} C_{z_{1,1}}^l \frac{(1+\mu_1)^l (1-\mu_1)^{z_{1,1}-l}}{2^{z_{1,1}}} \times \\ \quad \sum_{k=0}^{z_{1,2}} C_{z_{1,2}}^k \frac{(1+\mu_2)^k (1-\mu_2)^{z_{1,2}-k}}{2^{z_{1,2}}} \tanh\left(\frac{2(l+k) - (z_{1,1} + z_{1,2})}{t}\right), \\ \mu_n = \sum_{l=0}^{z_{n,n}} C_{z_{n,n}}^l \frac{(1+\mu_n)^l (1-\mu_n)^{z_{n,n}-l}}{2^{z_{n,n}}} \sum_{k=0}^{z_{n-1,n}} C_{z_{n-1,n}}^k \frac{(1+\mu_{n-1})^k (1-\mu_{n-1})^{z_{n-1,n}-k}}{2^{z_{n-1,n}}} \times \\ \quad \sum_{r=0}^{z_{n,n+1}} C_{z_{n,n+1}}^r \frac{(1+\mu_{n+1})^r (1-\mu_{n+1})^{z_{n,n+1}-r}}{2^{z_{n,n+1}}} \tanh\left(\frac{2(l+k+r) - (z_{n-1,n} + z_{n,n} + z_{n,n+1})}{t}\right) \\ \mu_N = \sum_{l=0}^{z_{N,N}} C_{z_{N,N}}^l \frac{(1+\mu_N)^l (1-\mu_N)^{z_{N,N}-l}}{2^{z_{N,N}}} \times \\ \quad \sum_{k=0}^{z_{N-1,N}} C_{z_{N-1,N}}^k \frac{(1+\mu_{N-1})^k (1-\mu_{N-1})^{z_{N-1,N}-k}}{2^{z_{N-1,N}}} \tanh\left(\frac{2(l+k) - (z_{N-1,N} + z_{N,N})}{t}\right), \end{array} \right. \quad (6)$$

where $z_{n,n}$ is the number of nearest neighbors in the n -th layer, $z_{n-1,n}$ is the number of nearest neighbors of the atom in $(n-1)$ -th layer, located in the n -th layer; $i_{nn} = J_{nn} m_n / J_{11} m_1$, $i_{n-1,n} = J_{n-1,n} m_{n-1} / J_{11} m_1$, $i_{n,n+1} = J_{n,n+1} m_{n+1} / J_{11} m_1$, $t = k T / J_{11} m_1$. Using (6), one can study the dependence of the average magnetic moment of the film on its temperature and thickness.

2 The Curie temperature of ultrathin films

Fig. 1 shows the temperature dependence of the average relative magnetic moment $\langle m \rangle = \sum_j^N \langle \mu_j \rangle / N$ films of different thickness. From the graphs it follows that the decrease in the number of monolayers leads to a reduction in the average number of nearest neighbors and, consequently, to lower

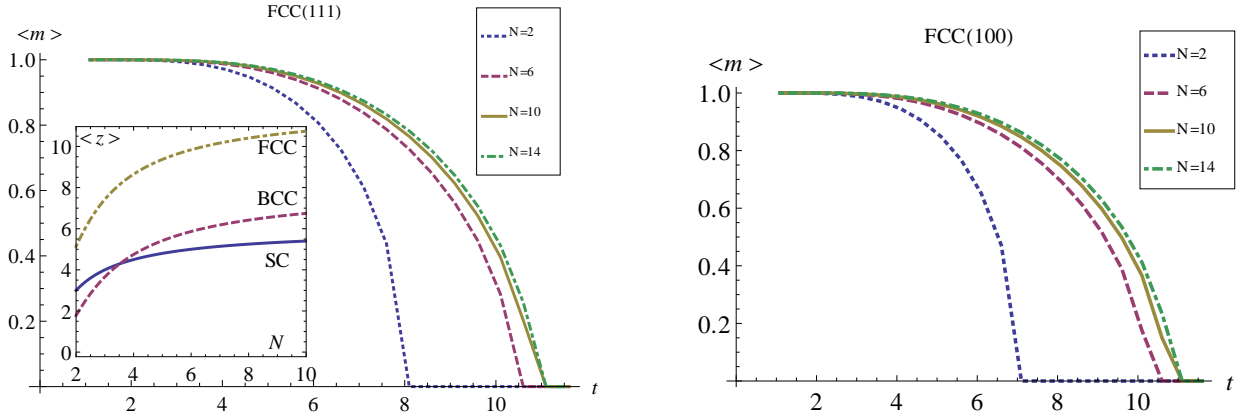


Figure 1: The dependence of the average magnetic moment $\langle m \rangle$ on the temperature for different crystallographic planes of the FCC lattice in the films of different thickness. On the inset on the left it is shown an increase in the average number of nearest neighbors $\langle z \rangle$ in films of different crystalline structures, depending on the thickness of the N .

the transition temperature T_c . Moreover, the temperature dependence of $\langle m \rangle = \langle m(T) \rangle$, as well as the position of the Curie point, determined not only by the type of crystal lattice, but also by the crystallographic orientation of the plane of the film growth. The above-mentioned feature is related to the difference in the number of nearest neighbors between atoms in the same monolayer, and atoms located in adjacent layers. For example, in a material with a FCC lattice grown on (100)-plane, each atom in the monolayer has 4 neighbors, and 4 more neighbors in the monolayer, which is located nearby. When the film of the same material grows on (111)-plane, the number of nearest neighbors changes to 6 and 3, respectively.

The dependence of the Curie temperature T_c on the thickness of films with different crystal structures, that have been calculated by solving (6), is shown on the Fig. 2. From the illustration it is clear that T_c essentially depends on the type of crystal lattice and is almost independent of the crystallographic orientation of the surface of the film, except for the area of small thickness (2 — 6 monolayers). This effect can be explained by the fact that in the area of small amount of monolayers the mean number of neighbors differs notably.

The calculation of relative change of the phase transition temperature with the growth of film thickness (in logarithmic scale) is shown in Fig. 3. The dependence $\varepsilon = \varepsilon(N)$ can be approximated by expression (1). The results can be compared with the experimental data (see the table). Within the measurement errors and the accuracy of approximation, the calculated values of λ and the critical exponent of the spin-spin correlation ν are close to the experimental that obtained on films of $Ni/Cu(111)$ and $Ni/Cu(100)$. We note that the argument λ does not depend on the crystallographic orientation of the surface ($\lambda_{110} \approx \lambda_{111}$), nor the type of lattice (λ for FCC and BCC lattices differs by 0.9%). In addition, the critical exponent of the spin-spin correlation $\langle \nu \rangle = \frac{1}{\lambda} = 0.68$, calculated in this framework, is close to the value $\nu = 0.63$, obtained by using renormalization group calculations in three-dimensional Ising model [14, 15].

3 Conclusion

The model of randomly interacting atomic magnetic moments at its relative simplicity provides two valuable results. Firstly, it allows to assess the influence of the thickness of ultrathin film N on the temperature of magnetic phase transition, and, secondly, to establish a power-dependence of the

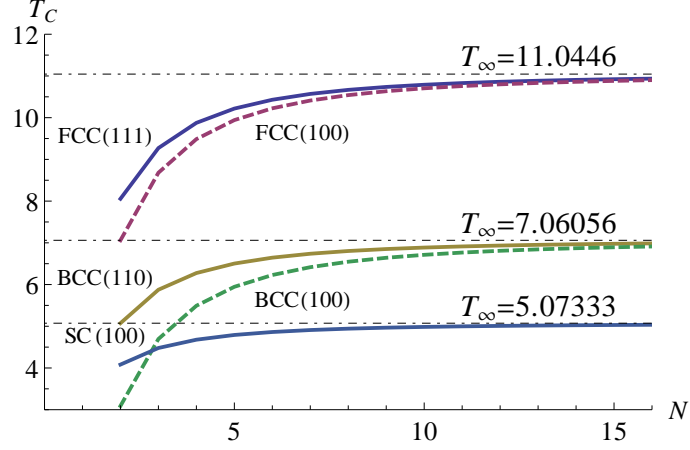


Figure 2: The dependence of the reduced Curie temperature T_C on the thickness of ultrathin film (N is the number of monolayers) for different crystal lattices (FCC and BCC) and different crystallographic orientations of the surface. Compare with the inset in Fig. 1

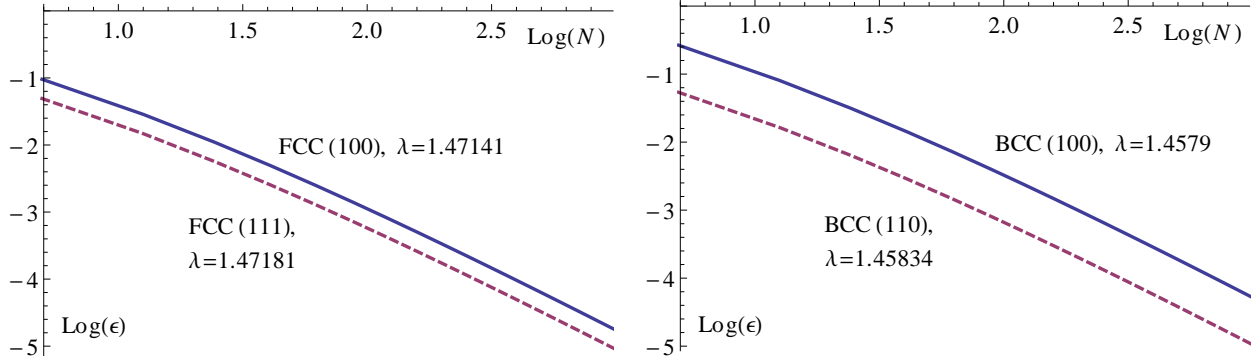


Figure 3: The logarithmic dependence of relative change of the Curie temperature $\varepsilon(N)$ on the film thickness N (in monolayers) for FCC (on the left) and BCC lattice.

Table of theoretical and experimental values of argument λ and the critical exponent ν :

Film	l (monolayers)	λ	ν	Link
Ni/Cu(111)	1 – 8	1.48 ± 0.20	0.68 ± 0.09	[10]
Ni/Cu(111)	1 – 10	1.44 ± 0.20	0.70 ± 0.10	[11]
Calculation: FCC (111)	2 – 10	1.43	0.70	
Ni/Cu(100)	4 – 26	1.42	0.70	[12]
Calculation: FCC (100)	2– 26	1.48	0.68	

relative change of the Curie temperature of N : $\varepsilon(N) \sim N^{1/\nu}$, where ν is the critical exponent of the spin-spin correlation. The obtained regularities and numerical values of critical exponents agree well with experimental data [6, 7, 10–12] as well as with RG calculations in three-dimensional Ising model [14, 15]. The magnetic properties of the lattice (in particular, the independence of the choice of crystallographic orientation of the surfaces and the type of lattice) are consistent with the general concepts of critical scaling.

References

- [1] C. Liu and S. Bader, “Two-dimensional magnetic phase transition of ultrathin iron films on Pd (100),” *Journal of Applied Physics*, vol. 67, no. 9, pp. 5758–5760, 1990.
- [2] C. Liu and S. Bader, “Magnetic properties of ultrathin epitaxial films of iron,” *Journal of Magnetism and Magnetic Materials*, vol. 93, pp. 307–314, 1991.
- [3] C. Rau, P. Mahavadi, and M. Lu, “Magnetic order and critical behavior at surfaces of ultrathin Fe (100) p (1× 1) films on Pd (100) substrates,” *Journal of applied physics*, vol. 73, no. 10, pp. 6757–6759, 1993.
- [4] Z. Qiu, J. Pearson, and S. Bader, “Magnetic phase transition of ultrathin fe films on ag(111),” *Phys. Rev. Lett.*, vol. 67, no. 12, pp. 1646–1649, 1991.
- [5] Y. Li and K. Baberschke, “Dimensional crossover in ultrathin ni(111) films on w(110),” *Phys. Rev. Lett.*, vol. 68, no. 8, pp. 1208–1211, 1992.
- [6] F. Huang, G. Mankey, M. Kief, and R. Willis, “Finite-size scaling behavior of ferromagnetic thin films,” *Journal of applied physics*, vol. 73, no. 10, pp. 6760–6762, 1993.
- [7] F. Huang, M. Kief, G. Mankey, and R. Willis, “Magnetism in the few-monolayers limit: A surface magneto-optic kerr-effect study of the magnetic behavior of ultrathin films of co, ni, and co-ni alloys on cu(100) and cu(111),” *Phys. Rev. B*, vol. 49, no. 6, pp. 3962–3971, 1994.
- [8] J. Kohlhepp, H. Elmers, S. Cordes, and U. Gradmann, “Power laws of magnetization in ferromagnetic monolayers and the two-dimensional ising model,” *Phys. Rev. B*, vol. 45, no. 21, pp. 12287–12291, 1992.
- [9] M. Barber, “Finite-size scaling,” in *Phase Transitions and Critical Phenomena*, vol. 8, pp. 146–259, 1983.
- [10] C. Ballentine, R. Fink, J. Araya-Pochet, and J. Erskine, “Exploring magnetic properties of ultrathin epitaxial magnetic structures using magneto-optical techniques,” *Applied Physics A: Materials Science & Processing*, vol. 49, pp. 459–466, 1989.
- [11] C. Ballentine, R. Fink, J. Araya-Pochet, and J. Erskine, “Magnetic phase transition in a two-dimensional system: p(1×1)-ni on cu(111),” *Phys. Rev. B*, vol. 41, no. 4, pp. 2631–2634, 1990.
- [12] B. Schulz, R. Schwarzwald, and K. Baberschke, “Magnetic properties of ultrathin Ni/Cu (100) films determined by a UHV-FMR study,” *Surface science*, vol. 307, pp. 1102–1108, 1994.
- [13] V. Belokon and K. Nefedev, “Distribution function for random interaction fields in disordered magnets: Spin and macrospin glass,” *Journal of Experimental and Theoretical Physics*, vol. 93, pp. 136–142, 2001. 10.1134/1.1391530.
- [14] J. Le Guillou and J. Zinn-Justin, “Critical exponents from field theory,” *Phys. Rev. B*, vol. 21, pp. 3976–3998, 1980.
- [15] J. Le Guillou and J. Zinn-Justin, “Critical exponents for the n -vector model in three dimensions from field theory,” *Phys. Rev. Lett.*, vol. 39, no. 2, pp. 95–98, 1977.