

SINKHORN DISTANCES: LIGHTSPEED COMPUTATION OF OPTIMAL TRANSPORTATION DISTANCES

MARCO CUTURI

ABSTRACT. Optimal transportation distances are a fundamental family of parameterized distances for histograms. Despite their appealing theoretical properties, excellent performance in retrieval tasks and intuitive formulation, their computation involves the resolution of a linear program whose cost is prohibitive whenever the histograms' dimension exceeds a few hundreds. We propose in this work a new family of optimal transportation distances that look at transportation problems from a maximum-entropy perspective. We smooth the classical optimal transportation problem with an entropic regularization term, and show that the resulting optimum is also a distance which can be computed through Sinkhorn-Knopp's matrix scaling algorithm at a speed that is several orders of magnitude faster than that of transportation solvers. We also report improved performance over classical optimal transportation distances on the MNIST benchmark problem.

1. INTRODUCTION

Optimal transportation distances (Villani, 2009, §6) – also known as Earth Mover's following the seminal work of Rubner et al. (1997) and their application to computer vision – hold a special place among other distances in the probability simplex. Compared to other classic distances or divergences, such as Hellinger, χ_2 , Kullback-Leibler or Total Variation, they are the only ones to be parameterized. This parameter – the *ground metric* – plays an important role to handle high-dimensional histograms: the ground metric provides a natural way to handle *redundant* features that are bound to appear in high-dimensional histograms (think synonyms for bags-of-words), in the same way that Mahalanobis distances can correct for statistical *correlations* between vector coordinates.

The central role played by histograms and bags-of-features in most data analysis tasks and the good performance of optimal transportation distances in practice has generated ample interest, both from a theoretical point of view (Levina and Bickel, 2001; Indyk and Thaper, 2003; Naor and Schechtman, 2007; Andoni et al., 2009) and a practical aspect, mostly to compare images (Grauman and Darrell, 2004; Ling and Okada, 2007; Gudmundsson et al., 2007; Shirdhonkar and Jacobs, 2008). Optimal transportation distances have, however, a very clear drawback. No matter what the algorithm employed – network simplex or interior point methods – their cost scales at least in $O(d^3 \log(d))$ when computing the distance between a pair of histograms of dimension d , in the general case where no restrictions are placed upon the ground metric parameter (Pele and Werman, 2009, §2.1). This speed can be improved by ensuring that the ground metric observes certain constraints and/or by accepting some approximation errors. However, when these restrictions do not apply, computing a single distance between a pair of histograms of dimension in

the few hundreds can take more than a few seconds. This issue severely hinders the applicability of optimal transportation distances in large-scale data analysis and goes as far as putting into question their relevance within the field of machine learning.

Our aim in this paper is to show that the optimal transportation problem can be regularized by an entropic term, following the maximum-entropy principle. We argue that this regularization is intuitive given the geometry of the optimal transportation problem and has, in fact, been long known and favored in transportation theory (Erlander and Stewart, 1990). From an optimization point of view, this regularization has multiple virtues, among which that of turning this LP into a strictly convex problem that can be solved extremely quickly with the Sinkhorn-Knopp matrix scaling algorithm (Sinkhorn and Knopp, 1967; Knight, 2008). This algorithm exhibits linear convergence and can be trivially parallelized – *it can be vectorized*. It is therefore amenable to large scale executions on parallel platforms such as GPGPUs. From a practical perspective, we show that, on the benchmark task of classifying MNIST digits, Sinkhorn distances perform better than the EMD and can be computed several orders of magnitude faster over a large sample of dimensions *without making any assumption on the ground metric*. We believe this paper contains all the ingredients that are required for optimal transportation distances to be at last applied on high-dimensional datasets and attract again the attention of the machine learning community.

This paper is organized as follows: we provide reminders on optimal transportation theory in Section 2, introduce Sinkhorn distances in Section 3 and provide algorithmic details in Section 4. We follow with an empirical study in Section 5 before concluding.

2. REMINDERS ON OPTIMAL TRANSPORTATION

2.1. Transportation Tables and Joint Probabilities. In what follows, $\langle \cdot, \cdot \rangle$ stands for the Frobenius dot-product. For two histograms r and c in the simplex $\Sigma_d \stackrel{\text{def}}{=} \{x \in \mathbb{R}_+^d : x^T \mathbf{1}_d = 1\}$, we write $U(r, c)$ for the transportation polytope of r and c , namely the polyhedral set of $d \times d$ matrices:

$$U(r, c) \stackrel{\text{def}}{=} \{P \in \mathbb{R}_+^{d \times d} \mid P \mathbf{1}_d = r, P^T \mathbf{1}_d = c\},$$

where $\mathbf{1}_d$ is the d dimensional vector of ones. $U(r, c)$ contains all nonnegative $d \times d$ matrices with row and column sums r and c respectively. $U(r, c)$ has a probabilistic interpretation: for X and Y two multinomial random variables taking values in $\{1, \dots, d\}$, each with distribution r and c respectively, the set $U(r, c)$ contains all possible *joint probabilities* of (X, Y) . Indeed, any matrix $P \in U(r, c)$ can be identified with a joint probability for (X, Y) such that $p(X = i, Y = j) = p_{ij}$. Such joint probabilities are also known as *contingency tables*. We define the entropy h and the Kullback-Leibler divergences of these tables and their marginals as

$$r \in \Sigma_d, \quad h(r) = - \sum_{i=1}^d r_i \log r_i, \quad P \in U(r, c), \quad h(P) = - \sum_{i,j=1}^d p_{ij} \log p_{ij}$$

$$P, Q \in U(r, c), \quad \mathbf{KL}(P \parallel Q) = \sum_{ij} p_{ij} \log \frac{p_{ij}}{q_{ij}}.$$

2.2. Optimal Transportation. Given a $d \times d$ cost matrix M , the cost of mapping r to c using a transportation matrix (or joint probability) P can be quantified as $\langle P, M \rangle$. The following problem:

$$d_M(r, c) \stackrel{\text{def}}{=} \min_{P \in U(r, c)} \langle P, M \rangle.$$

is called an *optimal transportation* problem between r and c given cost M . An optimal table P^* for this problem can be obtained with the network simplex (Ahuja et al., 1993, §9) as well as other approaches (Orlin, 1993). The optimum of this problem, $d_M(r, c)$, is a distance (Villani, 2009, §6.1) whenever the matrix M is itself a metric matrix, namely whenever M belongs to the cone of distance matrices (Avis, 1980; Brickell et al., 2008):

$$\mathcal{M} = \{M \in \mathbb{R}_+^{d \times d} : \forall i \leq d, m_{ii} = 0; \forall i, j, k \leq d, m_{ij} \leq m_{ik} + m_{kj}\}.$$

For a general matrix M , the worst case complexity of computing that optimum with any of the algorithms known so far scales in $O(d^3 \log d)$ and turns out to be super-cubic in practice as well (Pele and Werman, 2009, §2.1). Much faster speeds can be obtained however when placing all sorts of restrictions on M and accepting approximated solutions, albeit at a cost in performance (Grauman and Darrell, 2004) and a loss in applicability.

3. SINKHORN DISTANCES

We consider in this section a family of optimal transportation distances whose feasible set is the not the whole of $U(r, c)$, but a parameterized restricted set of joint probability matrices.

3.1. Entropic Constraints on Joint Probabilities. We recall a basic information theoretic inequality (Cover and Thomas, 1991, §2) which applies to all joint probabilities:

$$(1) \quad \forall r, c \in \Sigma_d, \forall P \in U(r, c), h(P) \leq h(r) + h(c).$$

This bound is tight, since the table rc^T – known as the independence table (Good, 1963) – has an entropy of $h(rc^T) = h(r) + h(c)$. By the concavity of entropy, we can introduce the convex set $U_\alpha(r, c) \subset U(r, c)$ as

$$U_\alpha(r, c) \stackrel{\text{def}}{=} \{P \in U(r, c) \mid \mathbf{KL}(P \| rc^T) \leq \alpha\} = \{P \in U(r, c) \mid h(P) \geq h(r) + h(c) - \alpha\}$$

These definitions are indeed equivalent, since one can easily check that

$$\mathbf{KL}(P \| rc^T) = h(r) + h(c) - h(P),$$

a quantity which is also the mutual information $I(X \| Y)$ of two random variables (X, Y) should they follow the joint probability P (Cover and Thomas, 1991, §2). Hence, all tables P whose Kullback-Leibler divergence to the table rc^T is constrained to lie below a certain threshold can be interpreted as the set of tables P in $U(r, c)$ which have *sufficient* entropy with respect to $h(r)$ and $h(c)$, or joint probabilities which display a small enough *mutual information*.

As a classic result of linear optimization, the optimum of classical optimal transportation distances is achieved on vertices of $U(r, c)$, that is $d \times d$ matrices with only up to $2d - 1$ non-zero elements (Brualdi, 2006, §8.1.3). Such plans can be interpreted as quasi-deterministic joint probabilities, since if $p_{ij} > 0$, then very few values $p_{ij'}$ will have a non-zero probability. By mitigating the transportation cost

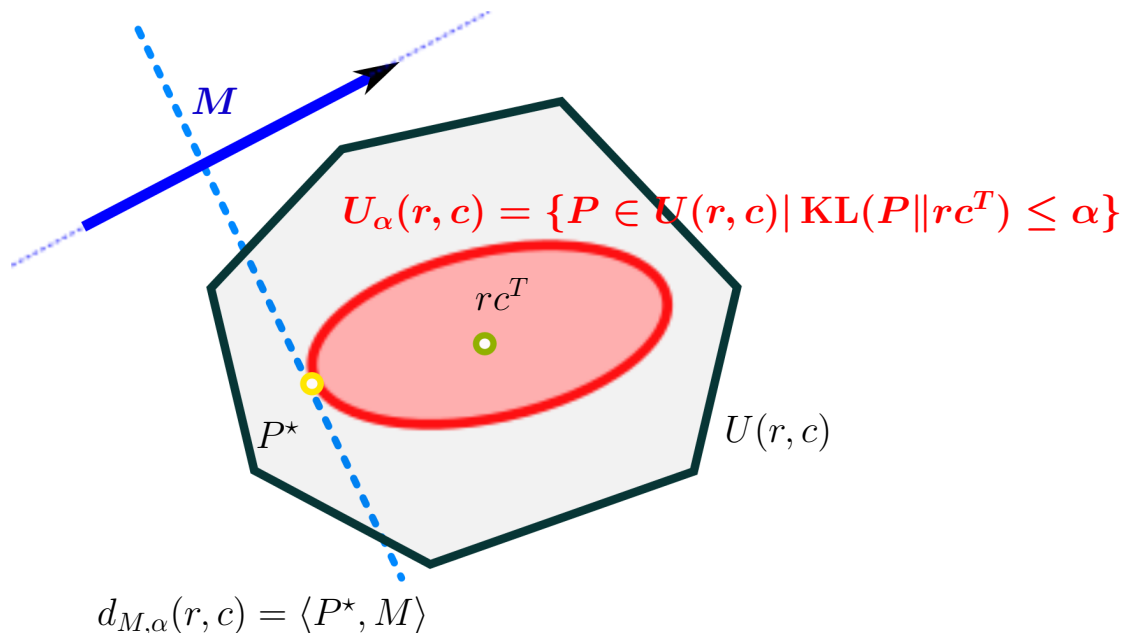


FIGURE 1. Schematic view of the transportation polytope and the Kullback-Leibler ball of level α that surrounds the independence table rc^T . The Sinkhorn distance is the dot product of M with the optimal transportation table in that ball.

objective with an entropic constraint, which is equivalent to following the max-entropy principle (Jaynes, 1957; Dudík and Schapire, 2006) and thus for a given level of the cost look for the most smooth joint probability, we argue that we can provide a more robust notion of distance between histograms. Indeed, for a given pair (r, c) , finding plausible transportation plans with low cost (where plausibility is measured by entropy) is more informative than finding *extreme plans* that are extremely unlikely to appear in nature.

We note that the idea of regularizing the transportation problem was also considered recently by Ferradans et al. (2013). In their work, Ferradans et al. also argue that an optimal matching may not be sufficiently regular in vision applications (color transfer), and that these undesirable properties can be handled through an adequate relaxation and penalization (through graph-based norms) of the transportation problem. While Ferradans et al. (2013) penalize the transportation problem to obtain a more regular transportation plan, we believe that an entropic regularization yields here a better distance. An illustration of this idea is provided in Figure 1. For reasons that will become clear in Section 4, we call such distances *Sinkhorn distances*.

Definition 1 (Sinkhorn Distances). $d_{M, \alpha}(r, c) \stackrel{\text{def}}{=} \min_{P \in U_{\alpha}(r, c)} \langle P, M \rangle$

3.2. Metric Properties. When α is large enough, the Sinkhorn distance coincides with the classic optimal transportation distance. When $\alpha = 0$, the Sinkhorn

distance has a closed form and becomes a negative definite kernel if one assumes that M is itself a negative definite distance, that is a Euclidean distance matrix.

Property 1. *For α large enough, the Sinkhorn distance $d_{M,\alpha}$ is the transportation distance d_M .*

Proof. Since for any $P \in U(r, c)$, $h(P)$ is lower bounded by $\frac{1}{2}(h(r) + h(c))$, we have that for t large enough $U_t(r, c) = U(r, c)$ and thus both quantities coincide. ■

Property 2 (Independence Kernel). *When $\alpha = 0$ and M is a Euclidean Distance Matrix¹, the Sinkhorn distance has the explicit form $d_{M,0} = r^T M c$. $d_{M,0}$ is a negative definite kernel, i.e. $e^{-tr^T M c}$ is a positive definite kernel $\forall t > 0$. We call this kernel the independence kernel.*

The proof is provided in the appendix. Beyond these two extreme cases, the main theorem of this section states that Sinkhorn distances are symmetric and satisfy triangle inequalities for all possible values of α . Since for α small enough $d_{M,\alpha}(r, r) > 0$ for any r such that $h(r) > 0$, Sinkhorn distances cannot satisfy the *coincidence axiom*². However, multiplying $d_{M,\alpha}$ by $\mathbf{1}_{r \neq c}$ suffices to recover the coincidence property if needed.

Theorem 1. *For all $\alpha \geq 0$ and $M \in \mathcal{M}$, $d_{M,\alpha}$ is symmetric and satisfies all triangle inequalities. The function $(r, c) \mapsto \mathbf{1}_{r \neq c} d_{M,\alpha}(r, c)$ satisfies all three distance axioms.*

The gluing lemma (Villani, 2003, Lemma 7.6) plays a crucial role to prove that optimal transportation distances are indeed distances. The version we use below is slightly different since it incorporates the entropic constraint.

Lemma 1 (Gluing Lemma With Entropic Constraint). *Let $\alpha \geq 0$ and x, y, z be three elements of Σ_d . Let $P \in U_\alpha(x, y)$ and $Q \in U_\alpha(y, z)$ be two joint probabilities in the transportation polytopes of (x, y) and (y, z) with sufficient entropy. Let S be the $d \times d$ matrix whose (i, k) 's coefficient is $s_{ik} \stackrel{\text{def}}{=} \sum_j \frac{p_{ij} q_{jk}}{y_j}$. Then $S \in U_\alpha(x, z)$.*

The proof is provided in the appendix. We can prove the triangle inequality for $d_{M,\alpha}$ by using the same proof strategy than that used for classical transportation distances.

Proof of Theorem 1. The symmetry of $d_{M,\alpha}$ is a direct result of M 's symmetry. Let x, y, z be three elements in Σ_d . Let $P \in U_\alpha(x, y)$ and $Q \in U_\alpha(y, z)$ be the optimal solutions obtained when computing $d_{M,\alpha}(x, y)$ and $d_{M,\alpha}(y, z)$ respectively. Using the matrix S of $U_\alpha(x, z)$ provided in Lemma 1, we proceed with the following

¹ $\exists n, \exists \varphi_1, \dots, \varphi_d \in \mathbb{R}^n$ such that $m_{ij} = \|\varphi_i - \varphi_j\|_2^2$ (Dattorro, 2005, §5). Recall that, in that case, $M \cdot t = [m_{ij}^t]$, $0 < t < 1$ is also a Euclidean distance matrix (Berg et al., 1984, p.78, §3.2.10)

²satisfied if $d(x, y) = 0 \Leftrightarrow x = y$ holds for all x, y

chain of inequalities:

$$\begin{aligned}
d_{M,\alpha}(x, z) &= \min_{P \in U_\alpha(x, z)} \langle X, M \rangle \leq \langle S, M \rangle = \sum_{ik} m_{ik} \sum_j \frac{p_{ij} q_{jk}}{y_j} \\
&\leq \sum_{ijk} (m_{ij} + m_{jk}) \frac{p_{ij} q_{jk}}{y_j} = \sum_{ijk} m_{ij} \frac{p_{ij} q_{jk}}{y_j} + m_{jk} \frac{p_{ij} q_{jk}}{y_j} \\
&= \sum_{ij} m_{ij} p_{ij} \sum_k \frac{q_{jk}}{y_j} + \sum_{jk} m_{jk} q_{jk} \sum_i \frac{p_{ij}}{y_j} \\
&= \sum_{ij} m_{ij} p_{ij} + \sum_{jk} m_{jk} q_{jk} = d_{M,\alpha}(x, y) + d_{M,\alpha}(y, z). \blacksquare
\end{aligned}$$

4. COMPUTING SINKHORN DISTANCES WITH THE SINKHORN-KNOPP ALGORITHM

Recall that the Sinkhorn distance (Definition 1) is defined through a hard constraint on the entropy of $h(P)$ relative to $h(r)$ and $h(c)$. In what follows, we consider the same program with a Lagrange multiplier for the entropy constraint,

$$(2) \quad d_M^\lambda(r, c) \stackrel{\text{def}}{=} \langle P^\lambda, M \rangle, \quad \text{where } P^\lambda = \underset{P \in U(r, c)}{\text{argmin}} \langle P, M \rangle - \frac{1}{\lambda} h(P).$$

By duality theory we have that for every pair (r, c) , to each α corresponds an $\lambda \in [0, \infty]$ such that $d_{M,\alpha(r, c)} = d_M^\lambda(r, c)$. We call d_M^λ the dual-Sinkhorn divergence and show that it can be computed at a much cheaper cost than the classical optimal transportation problem for reasonable values of λ .

4.1. Computing d_M^λ . When $\lambda > 0$, the solution P^λ is unique by strict convexity of minus the entropy. In fact, P^λ is necessarily of the form $u_i e^{-\lambda m_{ij}} v_j$, where u and v are two non-negative vectors uniquely defined up to a multiplicative factor.

Algorithm 1 Computation of $d_M^\lambda(r, c)$ using Sinkhorn-Knopp's fixed point iteration

```

Input M, λ, r, c.
I=(r>0); r=r(I); M=M(I, :); K=exp(-λ*M)
Set x=ones(length(r), size(c, 2))/length(r);
while x changes do
  x=diag(1./r)*K*(c.*(1./(K*(1./x))))
end while
u=1./x; v=c.*(1./(K*u))
d_M^λ(r, c)=sum(u.*(K.*M)*v)

```

This well known fact in transportation theory (Erlander and Stewart, 1990) can be indeed checked by forming the Lagrangian $\mathcal{L}(P, \alpha, \beta)$ of the objective of Equation (2) using $\alpha, \beta \geq \mathbf{0}_d$ for each of the two equality constraints in $U(r, c)$. For these two cost vectors α, β ,

$$\mathcal{L}(P, \alpha, \beta) = \sum_{ij} \frac{1}{\lambda} p_{ij} \log p_{ij} + p_{ij} m_{ij} + \alpha^T (P \mathbf{1}_d - r) + \beta^T (P^T \mathbf{1}_d - c)$$

We obtain then, for any couple (i, j) , that if $\frac{\partial \mathcal{L}}{\partial p_{ij}^\lambda} = 0$, then

$$p_{ij}^\lambda = e^{-\frac{1}{2} - \lambda \alpha_i} e^{-\lambda m_{ij}} e^{-\frac{1}{2} - \lambda \beta_j},$$

and thus recover the form provided above. P^λ is thus, by Sinkhorn and Knopp’s theorem (1967), the *only matrix* with row-sum r and column-sum c of the form

$$(3) \quad \exists u, v > \mathbf{0}_d : P^\lambda = \mathbf{diag}(u) e^{-\lambda M} \mathbf{diag}(v).$$

Given $e^{-\lambda M}$ and marginals r and c , it is thus sufficient to run enough iterations of Sinkhorn and Knopp’s algorithm to converge to a solution P^λ of that problem. We provide a one line implementation in Algorithm 1. The case where some coordinates of r or c are null can be easily handled by selecting those elements of r that are strictly positive to obtain the desired table, as shown in the first line of Algorithm 1. Note that Algorithm 1 is *vectorized*: it can be used as such to compute the distance between r and a *family of histograms* $C = [c_1, \dots, c_N]$ by replacing c with C . These $O(d^2 N)$ linear algebra operations can be very quickly executed by using a GPGPU.

4.2. Computing $d_{M,\alpha}$ through d_M^λ . With a naive approach, $d_{M,\alpha}$ can be obtained by computing d_M^λ iteratively until the entropy of the solution P^λ has reached an adequate value $h(r) + h(c) - \alpha$. Since the entropy of P^λ decreases monotonically when λ increases, this search can be carried out by simple bisection, starting with a small λ which is iteratively increased. In what follows, we only consider the dual-Sinkhorn divergence d_M^λ since it is cheaper to compute and displays good performances in itself. We believe that more clever approaches can be applied to calculate exactly $d_{M,\alpha}$, and we leave this for future work. In the rest of this paper we will now refer to d_M^λ as the Sinkhorn distance, despite the fact that it is not provably a distance.

5. EXPERIMENTAL RESULTS

5.1. MNIST Digits. We test the performance of Sinkhorn distances on the MNIST digits³ dataset, on which the ground metric has a natural interpretation in terms of pixel distances. Each digit is provided as a vector of intensities on a 20×20 pixel grid. We convert each image into a histogram by normalizing each pixel intensity by the total sum of all intensities. We consider a subset of N points in the training set of the database, where N ranges within $\{3, 5, 12, 17, 25\} \times 10^3$ datapoints.

5.1.1. Experimental setting. For each subset of size N , we provide mean and standard deviation of classification error using a 4 fold (3 test, 1 train) cross validation scheme repeated 6 times, resulting in 24 different experiments. We study the performance of different distances with the following parameter selection scheme: for each distance d , we consider the kernel $e^{-d/t}$, where $t > 0$ is chosen by cross validation individually for each training fold within the set $\{1, q_{10}(d), q_{20}(d), q_{50}(d)\}$, where q_s is the $s\%$ quantile of a subset of distances observed in the training fold. We regularize non-positive definite kernel matrices resulting from this computation by adding a sufficiently large diagonal term. SVM’s were run with `libsvm` (one-vs-one) for multiclass classification, the regularization constant C being selected by 2 folds/2 repeats cross-validation on the training fold in the set $10^{-2:2:4}$

³<http://yann.lecun.com/exdb/mnist/>

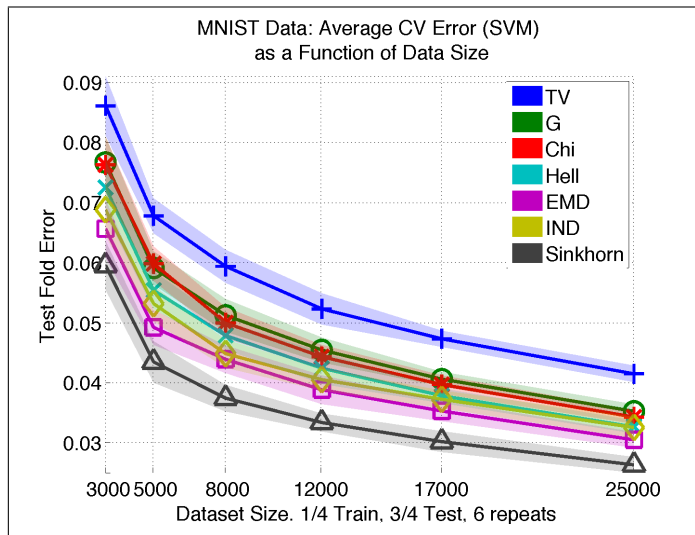


FIGURE 2. Average test errors with shaded confidence intervals. Errors are computed using 1/4 of the dataset for train and 3/4 for test. Errors are averaged over 4 folds \times 6 repeats = 24 experiments.

5.1.2. *Distances.* The Hellinger, χ_2 , Total Variation and squared Euclidean (Gaussian kernel) distances are used as such. We set the ground metric M to be the Euclidean distance between the 20×20 points in the grid, resulting in a 400×400 distance matrix. We also tried to use Mahalanobis distances on this example with a positive definite matrix equal to $\exp(-\tau M^2)$, $\tau > 0$, as well as its inverse, with varying values of t but none of the results proved competitive. For the Independence kernel, since any Euclidean distance matrix is valid, we consider $[m_{ij}^a]$ where $a \in \{0.01, 0.1, 1\}$ and choose a by cross-validation on the training set. Smaller values of a seem to be preferable. We select the entropic penalty λ of Sinkhorn distances so that the matrix $e^{-\lambda M}$ is relatively diagonally dominant and the resulting transportation not too far from the classic optimal transportation. We select λ for each training fold by internal cross-validation within $\{5, 7, 9, 11\} \times 1/q_{50}(M)$ where $q_{50}(M)$ is the median distance between pixels on the grid. We set the number of fixed-point iterations to an arbitrary number of 20 iterations. In most (though not all) folds, the value $\lambda = 9$ comes up as the best setting. The Sinkhorn distance beats by a safe margin all other distances, including the EMD.

5.2. **Does the Sinkhorn Distance Converge to the EMD?** We study in this section the convergence of Sinkhorn distances towards classical optimal transportation distances as λ gets bigger. Because of the additional penalty that appears in (2) program, $d_M^\lambda(r, c)$ is necessarily larger than $d_M(r, c)$, and we expect this gap to decrease as λ increases. Figure 3 illustrates this by plotting the boxplot of distributions of $(d_M^\lambda(r, c) - d_M(r, c))/d_M(r, c)$ over 40^2 pairs of distinct points taken in the MNIST database. As can be observed, even with large values of λ , Sinkhorn distances hover above the values of EMD distances by about 10%. For practical values of λ such as $\lambda = 9$ selected above we do not expect the Sinkhorn distance to be numerically close to the EMD, nor believe it to be a desirable property.

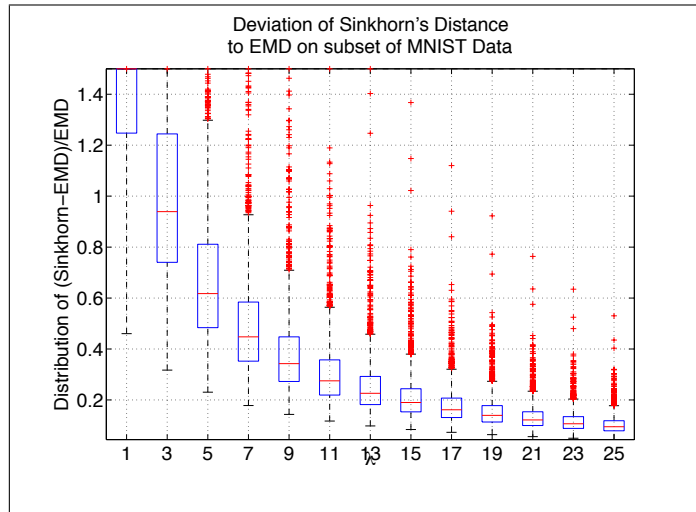


FIGURE 3. Decrease of the gap between the Sinkhorn distance and the EMD on the MNIST dataset.

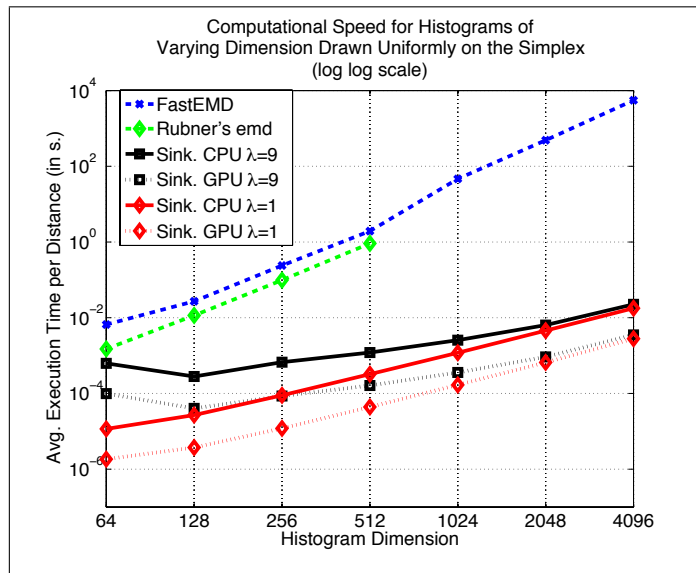


FIGURE 4. Average computational time required to compute a distance between two histograms sampled uniformly in the d -dimensional simplex for varying values of d . Sinkhorn distances are run both on a single CPU node and on a GPU card, until the variation in x becomes smaller than $\epsilon = 0.01$ in Euclidean norm.

5.3. Several Orders of Magnitude Faster. We measure in this section the computational speed of classic optimal transportation distances vs. that of Sinkhorn

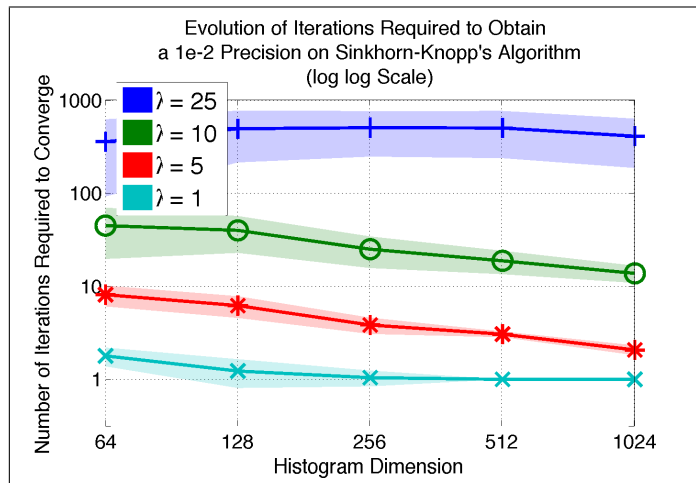


FIGURE 5. The influence of λ on the number of iterations required to converge on histograms uniformly sampled from the simplex.

distances using Rubner et al.'s (1997)⁴ and Pele and Werman's (2009)⁵ publicly available implementations. We generate points uniformly in the d -simplex (Smith and Tromble, 2004) and generate random distance matrices M by selecting d points distributed with a spherical Gaussian in dimension $d/10$ to obtain enough variability in the distance matrix. M is then divided by the median of its values, $M=M/\text{median}(M(:))$. Sinkhorn distances are implemented in matlab code (see Algorithm 1) while `emd_mex`, `emd_hat_gd_metric` are mex/C files. The emd distances and Sinkhorn CPU are run on a matlab session with a single working core (2.66 Ghz Xeon). Sinkhorn GPU is run on an NVidia Quadro K5000 card. Following the experimental findings of Section 5.1, we consider two parameters for λ , $\lambda = 1$ and $\lambda = 9$. $\lambda = 1$ results in a relatively dense matrix $K = e^{-\lambda M}$, with results comparable to that of the Independence kernel, while $\lambda = 9$ results in a matrix $K = e^{-\lambda M}$ with mostly negligible values and therefore a matrix with low entropy that is closer to the optimal transportation solution. Rubner et al.'s implementation cannot be run for histograms larger than $d = 512$. For large dimensions and on the same CPU, Sinkhorn distances are more than 100.000 faster than EMD solvers given a threshold of 0.01. Using a GPU results in a speed-up of a supplementary order of magnitude.

5.4. Empirical Complexity. To provide an accurate picture of the actual number of steps required to guarantee the algorithm's convergence, we replicate the experiments of Section 5.3 but focus now on the number of iterations of the loop described in Algorithm 1. We use a tolerance of 0.01 on the norm of the difference of two successive iterations of $x \in \mathbb{R}^d$. As can be seen in Figure 5, the number of iterations required so that $\|x - x'\|_2 \leq 0.01$ increases as $e^{-\lambda M}$ becomes diagonally dominant. From a practical perspective, and because keeping track of the change

⁴<http://robotics.stanford.edu/~rubner/emd/default.htm>

⁵<http://www.cs.huji.ac.il/~ofirpele/FastEMD/code/>, we use `emd_hat_gd_metric` in these experiments

of x at each iteration can be costly on parallel platforms, we recommend setting a fixed number of iterations that only depends on the value of λ . With that modification, and when computing the distance of a point r to a family of points C , we obtain speedups by using GPGPU's which are even larger than those displayed in Figure 4.

6. CONCLUSION

We have shown that regularizing the optimal transportation problem with an intuitive entropic penalty opens the door for new research directions and potential applications at the intersection of optimal transportation theory and machine learning. This regularization guarantees speed-ups that are effective whatever the structure of the ground metric M . Based on preliminary evidence, it seems that Sinkhorn distances do not perform worse than the EMD, and may in fact perform better in applications. Sinkhorn distances are parameterized by a regularization weight λ which should be tuned having both computational and performance objectives in mind, but we have not observed a need to establish a trade-off between both. Indeed, reasonably small values of λ seem to perform better than large ones.

7. APPENDIX: PROOFS

Proof of Property 1. The set $U_1(r, c)$ contains all joint probabilities P for which $h(P) = h(r) + h(c)$. In that case (Cover and Thomas, 1991, Theorem 2.6.6) applies and $U_1(r, c)$ can only be equal to the singleton $\{rc^T\}$. If M is negative definite, there exists vectors $(\varphi_1, \dots, \varphi_d)$ in some Euclidean space \mathbb{R}^n such that $m_{ij} = \|\varphi_i - \varphi_j\|_2^2$ through (Berg et al., 1984, §3.3.2). We thus have that

$$\begin{aligned} r^T M c &= \sum_{ij} r_i c_j \|\varphi_i - \varphi_j\|^2 = \left(\sum_i r_i \|\varphi_i\|^2 + \sum_i c_i \|\varphi_i\|^2 \right) - 2 \sum_{ij} \langle r_i \varphi_i, c_j \varphi_j \rangle \\ &= r^T u + c^T u - 2r^T K c \end{aligned}$$

where $u_i = \|\varphi_i\|^2$ and $K_{ij} = \langle \varphi_i, \varphi_j \rangle$. We used the fact that $\sum r_i = \sum c_i = 1$ to go from the first to the second equality. $r^T M c$ is thus a n.d. kernel because it is the sum of two n.d. kernels: the first term ($r^T u + c^T u$) is the sum of the same function evaluated separately on r and c , and thus a negative definite kernel (Berg et al., 1984, §3.2.10); the latter term $-2r^T K c$ is negative definite as minus a positive definite kernel (Berg et al., 1984, Definition §3.1.1). ■

Remark. The proof above suggests a faster way to compute the Independence kernel. Given a matrix M , one can indeed pre-compute the vector of norms u as well as a Cholesky factor L of K above to preprocess a dataset of histograms by premultiplying each observations r_i by L and only store $L r_i$ as well as precomputing its diagonal term $r_i^T u$. Note that the independence kernel is positive definite on histograms with the same 1-norm, but is no longer positive definite for arbitrary vectors.

Proof of Lemma 1. Let T be the a probability distribution on $\{1, \dots, d\}^d$ whose coefficients are defined as

$$(4) \quad t_{ijk} \stackrel{\text{def}}{=} \frac{p_{ij} q_{jk}}{y_j},$$

for all indices j such that $y_j > 0$. For indices j such that $y_j = 0$, all values t_{ijk} are set to 0.

Let $S \stackrel{\text{def}}{=} [\sum_j t_{ijk}]_{ik}$. S is a transportation matrix between x and z . Indeed,

$$\sum_i \sum_j s_{ijk} = \sum_j \sum_i \frac{p_{ij} q_{jk}}{y_j} = \sum_j \frac{q_{jk}}{y_j} \sum_i p_{ij} = \sum_j \frac{q_{jk}}{y_j} y_j = \sum_j q_{jk} = z_k \quad (\text{column sums})$$

$$\sum_k \sum_j s_{ijk} = \sum_j \sum_k \frac{p_{ij} q_{jk}}{y_j} = \sum_j \frac{p_{ij}}{y_j} \sum_k q_{jk} = \sum_j \frac{p_{ij}}{y_j} y_j = \sum_j p_{ij} = x_i \quad (\text{row sums})$$

We now prove that $h(S) \geq h(x) + h(z) - \alpha$. Let (X, Y, Z) be three random variables jointly distributed as T . Since by definition of T in Equation (4)

$$p(X, Y, Z) = p(X, Y)p(Y, Z)/p(Y) = p(X)p(Y|X)p(Z|Y),$$

the triplet (X, Y, Z) is a Markov chain $X \rightarrow Y \rightarrow Z$ (Cover and Thomas, 1991, Equation 2.118) and thus, by virtue of the data processing inequality (Cover and Thomas, 1991, Theorem 2.8.1), the following inequality between mutual informations applies:

$$I(X; Y) \geq I(X; Z), \text{ namely } h(X, Z) - h(X) + h(Z) \geq h(X, Y) - h(X) + h(Y) \geq -\alpha.$$

■

REFERENCES

- Ahuja, R., Magnanti, T., and Orlin, J. (1993). *Network Flows: Theory, Algorithms and Applications*. Prentice Hall.
- Andoni, A., Ba, K. D., Indyk, P., and Woodruff, D. (2009). Efficient sketches for earth-mover distance, with applications. In *Foundations of Computer Science (FOCS) 2009.*, pages 324–330.
- Avis, D. (1980). On the extreme rays of the metric cone. *Canadian Journal of Mathematics*, 32(1):126–144.
- Berg, C., Christensen, J., and Ressel, P. (1984). *Harmonic Analysis on Semigroups*. Number 100 in Graduate Texts in Mathematics. Springer Verlag.
- Brickell, J., Dhillon, I., Sra, S., and Tropp, J. (2008). The metric nearness problem. *SIAM J. Matrix Anal. Appl.*, 30(1):375–396.
- Brualdi, R. A. (2006). *Combinatorial matrix classes*, volume 108. Cambridge University Press.
- Cover, T. and Thomas, J. (1991). *Elements of Information Theory*. Wiley & Sons.
- Dattorro, J. (2005). *Convex optimization & Euclidean distance geometry*. Meboo Publishing USA.
- Dudík, M. and Schapire, R. E. (2006). Maximum entropy distribution estimation with generalized regularization. In *Learning Theory*, pages 123–138. Springer.
- Erlander, S. and Stewart, N. (1990). *The gravity model in transportation analysis: theory and extensions*. Vsp.
- Ferradans, S., Papadakis, N., Rabin, J., Peyré, G., Aujol, J.-F., et al. (2013). Regularized discrete optimal transport. In *International Conference on Scale Space and Variational Methods in Computer Vision*, pages 1–12.
- Good, I. (1963). Maximum entropy for hypothesis formulation, especially for multidimensional contingency tables. *The Annals of Mathematical Statistics*, pages 911–934.
- Grauman, K. and Darrell, T. (2004). Fast contour matching using approximate earth mover’s distance. In *IEEE Conf. Vision and Patt. Recog.*, pages 220–227.
- Gudmundsson, J., Klein, O., Knauer, C., and Smid, M. (2007). Small manhattan networks and algorithmic applications for the earth movers distance. In *Proceedings of the 23rd European Workshop on Computational Geometry*, pages 174–177.

- Indyk, P. and Thaper, N. (2003). Fast image retrieval via embeddings. In *3rd International Workshop on Statistical and Computational Theories of Vision (at ICCV)*.
- Jaynes, E. T. (1957). Information theory and statistical mechanics. *Phys. Rev.*, 106:620–630.
- Knight, P. A. (2008). The sinkhorn-knopp algorithm: convergence and applications. *SIAM Journal on Matrix Analysis and Applications*, 30(1):261–275.
- Levina, E. and Bickel, P. (2001). The earth mover’s distance is the mallows distance: some insights from statistics. In *Proceedings of the Eighth IEEE International Conference on Computer Vision*, volume 2, pages 251–256. IEEE.
- Ling, H. and Okada, K. (2007). An efficient earth mover’s distance algorithm for robust histogram comparison. *IEEE transactions on Patt. An. and Mach. Intell.*, pages 840–853.
- Naor, A. and Schechtman, G. (2007). Planar earthmover is not in l_1 . *SIAM J. Comput.*, 37(3):804–826.
- Orlin, J. B. (1993). A faster strongly polynomial minimum cost flow algorithm. *Operations research*, 41(2):338–350.
- Pele, O. and Werman, M. (2009). Fast and robust earth mover’s distances. In *ICCV’09*.
- Rubner, Y., Guibas, L., and Tomasi, C. (1997). The earth movers distance, multi-dimensional scaling, and color-based image retrieval. In *Proceedings of the ARPA Image Understanding Workshop*, pages 661–668.
- Shirdhonkar, S. and Jacobs, D. (2008). Approximate earth movers distance in linear time. In *CVPR 2008*, pages 1–8. IEEE.
- Sinkhorn, R. and Knopp, P. (1967). Concerning nonnegative matrices and doubly stochastic matrices. *Pacific J. Math*, 21(2):343–348.
- Smith, N. A. and Tromble, R. W. (2004). Sampling uniformly from the unit simplex. *Johns Hopkins University, Tech. Rep.*, 10:15–20.
- Villani, C. (2003). *Topics in Optimal Transportation*, volume 58. AMS Graduate Studies in Mathematics.
- Villani, C. (2009). *Optimal transport: old and new*, volume 338. Springer Verlag.

GRADUATE SCHOOL OF INFORMATICS, KYOTO UNIVERSITY
E-mail address: mcuturi@i.kyoto-u.ac.jp