

Two new pulsating low-mass pre-white dwarfs or SX Phenix stars?★

M. A. Corti^{1,2}, A. Kanaan³, A. H. Córscico^{1,4}, S. O. Kepler⁵, L. G. Althaus^{1,4}, D. Koester⁶, and J. P. Sánchez Arias^{1,4}

¹ Grupo de Evolución Estelar y Pulsaciones, Facultad de Ciencias Astronómicas y Geofísicas, Universidad Nacional de La Plata, Paseo del Bosque s/n, (1900) La Plata, Argentina

² Instituto Argentino de Radioastronomía, CCT-La Plata, CONICET, C.C. Nro. 5, 1984 Villa Elisa, Argentina

³ Departamento de Física, Centro de Ciências Físicas e Matemáticas, Universidade Federal de Santa Catarina, Campus Universitário Reitor João David Ferreira Lima, Florianópolis, Brazil

⁴ Instituto de Astrofísica La Plata, CONICET-UNLP, Paseo del Bosque s/n, (1900) La Plata, Argentina

⁵ Departamento de Astronomia, Universidade Federal do Rio Grande do Sul, Av. Bento Gonçalves 9500, Porto Alegre 91501-970, RS, Brazil

⁶ Institut für Theoretische Physik und Astrophysik, Universität Kiel, 24098, Kiel, Germany
e-mail: marielea@fcaglp.unlp.edu.ar

Received ***; accepted ****

ABSTRACT

Context. The discovery of pulsations in low-mass stars opens an opportunity for probing their interiors and to determine their evolution, by employing the tools of asteroseismology.

Aims. We aim to analyze high-speed photometry of SDSSJ145847.02+070754.46 and SDSSJ173001.94+070600.25 and discover brightness variabilities. In order to locate these stars in the $T_{\text{eff}} - \log g$ diagram we fit optical spectra (SDSS) with synthetic non-magnetic spectra derived from model atmospheres.

Methods. To carry out this study, we used the photometric data obtained by us for these stars with the 2.15m telescope at CASLEO, Argentina. We analyzed their light curves and we apply the Discrete Fourier Transform to determine the pulsation frequencies. Finally, we compare both stars in the $T_{\text{eff}} - \log g$ diagram, with known two pre-white dwarfs, seven pulsating pre-ELM white dwarf stars, δ Scuti and SX Phe stars

Results. We report the discovery of pulsations in SDSSJ145847.02+070754.46 and SDSSJ173001.94+070600.25. We determine their effective temperature and surface gravity to be $T_{\text{eff}} = 7972 \pm 200$ K, $\log g = 4.25 \pm 0.5$ and $T_{\text{eff}} = 7925 \pm 200$ K, $\log g = 4.25 \pm 0.5$, respectively. With these parameters these new pulsating low-mass stars can be identified with either ELM white dwarfs (with $\sim 0.17 M_{\odot}$) or more massive SX Phe stars. We identified pulsation periods of 3 278.7 and 1 633.9 s for SDSSJ145847.02+070754.46 and a pulsation period of 3 367.1 s for SDSSJ173001.94+070600.25. These two new objects together with those of Maxted et al. (2013, 2014) indicate the possible existence of a new instability domain towards the late stages of evolution of low-mass white dwarf stars, although their identification with SX Phe stars cannot be discarded.

Key words. Stars: white dwarfs – Stars: low-mass – Stars: individual: SDSSJ145847.02+070754.46 SDSSJ173001.94+070600.25 – Asteroseismology

1. Introduction

Low-mass ($M_{\star}/M_{\odot} \lesssim 0.45$) white dwarfs (WDs) are thought to be the outcome of strong mass-loss events at the red giant branch stage of low-mass stars in binary systems before the He flash onset (Althaus et al. 2010). Since the He flash does not occur, their cores must be made of He. This is in contrast to the case of average-mass ($M_{\star} \sim 0.6 M_{\odot}$) WDs which are thought to have C/O cores. Binary evolution is the most likely origin for the so-called extremely low-mass (ELM) WDs, which have masses below $\sim 0.18 - 0.20 M_{\odot}$. It is well known (Driebe et al. 1998) that ELM WDs are expected to harbor very thick H envelopes able to sustain residual H nuclear burning via pp -chain, leading to markedly long evolutionary timescales. Numerous low-mass WDs, including ELM WDs, have been detected through

the ELM survey and the SPY and WASP surveys (Koester et al. 2009; Brown et al. 2010, 2012, 2013; Maxted et al. 2011; Kilic et al. 2011, 2012; Gianninas et al. 2015). The interest in low-mass WDs has been greatly boosted by the discovery that some of them pulsate (ELMVs, Hermes et al. 2012, 2013a,b; Kilic et al. 2015; Bell et al. 2015), which constitutes an unprecedented opportunity for probing their interiors and eventually to test their formation channels by employing the tools of asteroseismology.

High-frequency pulsations in a precursor of a low-mass WD star component of an eclipsing binary system were reported by Maxted et al. (2013). The object analyzed by those authors, 1SWASP J024743.37–251549.2B (hereinafter WASPJ0247–25B, $\log g = 4.58$, $T_{\text{eff}} = 11\,380$ K, $M_{\star} = 0.186 M_{\odot}$) showed variability with periods in the range 380–420 s, likely due to a mixture of radial ($\ell = 0$) and nonradial ($\ell \geq 1$) p modes. Theoretical models predict that this star is evolving to higher effective temperatures at nearly constant luminosity prior to becoming a low-mass WD. This could be the first member of a new class of pulsating stars that are the precu-

★ Visiting Astronomer, Complejo Astronómico El Leoncito operated under agreement between the Consejo Nacional de Investigaciones Científicas y Técnicas de la República Argentina and the National Universities of La Plata, Córdoba and San Juan.

sors of low-mass WDs. A second object of this type, 1SWASP J162842.31+101416.7B (hereinafter WASPJ1628+10B, $\log g = 4.49$, $T_{\text{eff}} = 9200$ K, $M_{\star} = 0.135 M_{\odot}$) was discovered by Maxted et al. (2014) in other eclipsing binary system, showing high-frequency signals likely to be due to pulsations similar to those seen in WASPJ0247–25B. However, additional photometry is required to confirm that the high-frequency variations are due to pulsations in the pre-WD star, and not produced by the companion star, a normal A2V star showing δ Scuti-type pulsations. Shortly after the discovery of the short-period oscillations in WASPJ0247–25B, Jeffery & Saio (2013) explored the pulsation stability of radial modes of low-mass WD models considering a range of envelope chemical composition, effective temperature and luminosity. Jeffery & Saio (2013) identified the instability boundaries associated with radial modes characterized by low-to-high radial orders, and showed that they are very sensitive to composition. These authors found that the excitation of modes is by the κ -mechanism operating mainly in the second He-ionization zone, provided that the driving region is depleted in H ($0.2 \lesssim X_{\text{H}} \lesssim 0.3$).

It is worth noting that the domain of the precursors of ELM WDs in the $T_{\text{eff}} - \log g$ plane could be coincident with that corresponding to the pulsating δ Scuti or SX Phe stars. It is not possible to distinguish between both classes of pulsating stars by amplitude and number of frequencies. There are several SX Phe stars with characteristics similar to the high-amplitude δ Scuti stars except that field SX Phe have high proper motions and low metallicity (Fauvaud et al. 2010). SX Phe stars probably belong to the thick disc or halo and may therefore be considered to be in an advanced stage of evolution, while the δ Scuti are main sequence stars. The SX Phe stars that are not field stars are to be found in globular clusters (Balona & Nemec 2012).

The members of both SX Phe and δ Scuti classes of variable stars have $1.5 - 2.3 M_{\odot}$ and exhibit pulsations due to low-order radial and nonradial p modes with periods between 12 min to 10 hours (Catelan & Smith 2015). Most of SX Phe and δ Scuti stars have $6000 < T_{\text{eff}} < 9000$ K and the logarithm of gravities around 4.0. However, some of these stars are hotter than the average, thus populating the same region of the $T_{\text{eff}} - \log g$ diagram where precursors of ELM WDs could be located.

In this paper, we report the discovery of two new pulsating SDSSJ173001.94+070600.25 ($T_{\text{eff}} = 7972 \pm 200$ K, $\log g = 4.25 \pm 0.5$) and SDSSJ145847.02+070754.46 ($T_{\text{eff}} = 7925 \pm 200$ K, $\log g = 4.25 \pm 0.5$), that could be precursors of ELM WDs or instead, SX Phe stars. In Sections 2 and 3, we present the observational material and the analysis of the data, respectively. In Section 4 we discuss the evolutionary status of these new pulsating stars and give a brief conclusion.

2. Data

The observational material consists of high-speed photometry of the J1458+0707 and J1730+0706 stars obtained in 2015 during the nights of April 24th to 26th. We used a TEK 1024×1024 CCD with pixel size of 24 μm , binned by a factor 2, attached to the 2.15-m telescope at Complejo Astronómico El Leoncito (CASLEO)¹ in San Juan, Argentina. Observations were obtained through a red cutoff 3 mm BG40 filter to reduce sky background.

We obtained a total of 156 frames of J1458+0707 during the two first nights (119 the first and 37 the second night) and 89 frames of J1730+0706 during the last night. The exposure time

for each image was 120 s, the seeing averaged 2 seconds of arc and the second night was cut short by clouds. Bias, dark and flat-field frames were obtained every night. All images were obtained by employing the data acquisition program ROPER and these were analyzed applying aperture photometry with the external IRAF package *ccd_hsp* (Kanaan et al. 2002)).

3. Analysis

SDSSJ1458+0707 and SDSSJ1730+0706 were classified as A stars by the ELODIE pipeline of DR12 of SDSS. As part of our pulsating ELM candidate selection program we fitted the optical spectra to pure hydrogen local thermodynamic equilibrium (LTE) grids of synthetic non-magnetic spectra derived from model atmospheres (Koester 2010). The model grid uses the $ML2/\alpha = 0.8$ approximation. Our grid covers effective temperature and gravity values in the ranges $6000 \text{ K} \leq T_{\text{eff}} \leq 100000 \text{ K}$, and $3.75 \leq \log g \leq 10.0$, respectively, covering main sequence, subdwarfs and white dwarf spectra.

We fitted the SDSS spectral lines with models that work well in the white dwarf regime above $\log g \sim 5.50$. To adjust the spectral lines with lower gravity models it becomes increasingly difficult due to the degeneracy of the parameters becomes very significant. A change in surface gravity can almost completely be compensated by a change in temperature. The moderate resolution of the SDSS spectra is another problem. The higher Balmer lines become narrower at low surface gravity and are thus strongly affected by the instrumental profile. On the other hand, the SDSS photometry is quite useful to lift this degeneracy, mainly because of the highly gravity sensitive Balmer jump measured by the u-g color. We therefore started the analysis with a fit of the photometry with theoretical values. The possible reddening is not a severe problem, the objects are very far outside the galactic plane. Assuming a fixed $\log g$ between 3.75 and 4.75 the best fitting temperature is almost constant. As a rather conservative estimate we use a result of the photometry fitting the values in Table 1. The calcium abundance was determined from a comparison of theoretical line strengths with the observed spectra. The errors include also the complete range of errors of the parameters.

3.1. SDSSJ1458+0707

To build the light curve shown in Figure 1 we determined the aperture which provides the light curves with minimum scatter. The optimum aperture radius was 12 pixels. The sky annulus used for sky subtraction had an inner radius of 20 pixels and 6 pixels width. The light curve for the pulsating star and a comparison star of similar intensity are shown in Figure 1. Both stars were divided by the same comparison star, 0.4 magnitudes brighter, to correct for atmospheric transparency fluctuations. Each point in the light curves was normalized by the average of all light curve points. The variations visible in the comparison star light curve are attributed to noise.

We computed the Fourier Transform of the two nights' data joining the two light curves after correcting the timings to Barycentric Julian Ephemeris Date (IAU SOFA). To check for sampling artifacts we computed a spectral window as well. Figure 2 shows the Fourier Transform and the spectral window. The main peak in the FT is labelled f_2 and corresponds to the variations clearly seen in the light curve. The small peak f_1 has an analog in the spectral window at the same frequency and same intensity relative to the f_2 , we dismiss f_1 as an alias peak. Another frequency with intensity above $3.3\langle A \rangle$ noise limit (Kepler

¹ Operated under agreement between CONICET, SeCyT, and the Universities of La Plata, Córdoba and San Juan, Argentina.

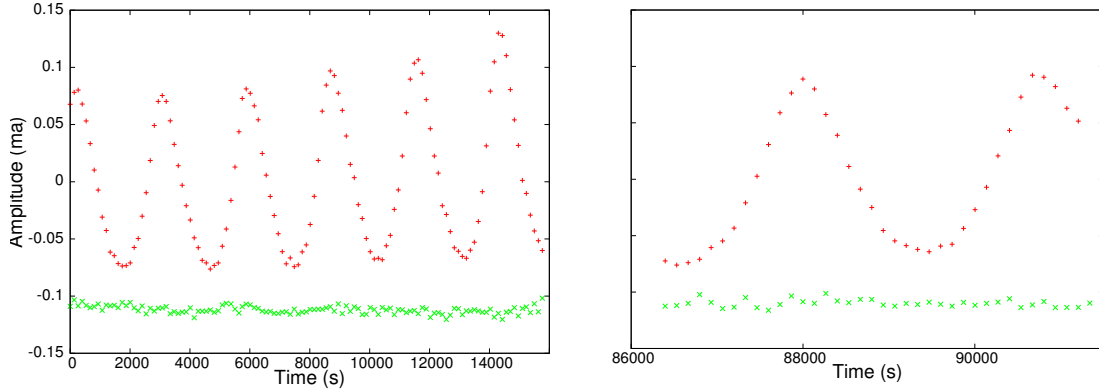


Fig. 1. Top curve: high-speed photometry of J1458+0707 star over data points obtained during two consecutive nights. Bottom curve: time variations of the brightest comparison star in the field over the same period (see text and Table 1).

1993) is f_3 . It is probably an f_2 harmonic because it is almost twice f_2 .

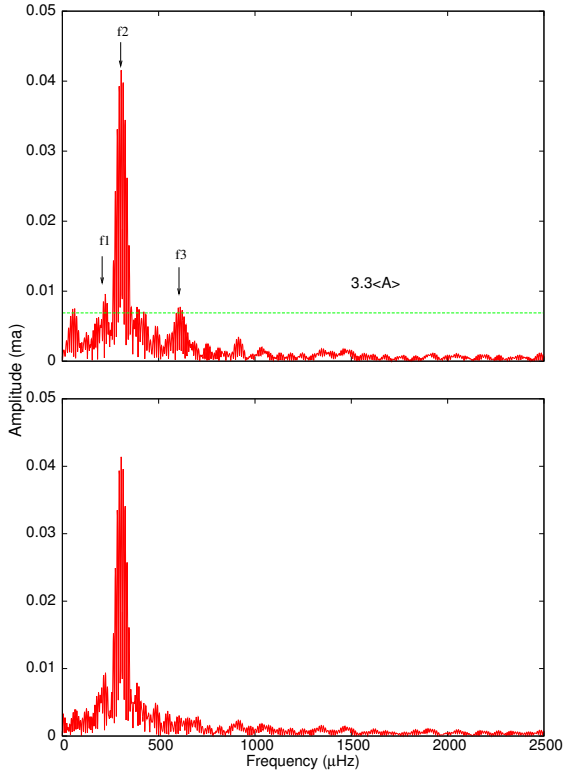


Fig. 2. Top panel shows the discrete Fourier Transform of the light curve of J1458+0707. The horizontal line shows 3.3 times the noise level. There are three pulsation frequencies (see text and Table 1). The bottom panel shows the spectral window with more intense emission peak at 305 μHz .

3.2. SDSSJ1730+0706

This star and its comparison stars were analyzed in the same manner as J1458+0707. The top light curve shown in Figure 3 corresponds to J1730+0706 divided by a comparison star 1 magnitude brighter. The bottom light curve was obtained for the brightest comparison stars (1.5 magnitude brighter than the target star) divided by the same comparison star used for the target object. The peak to peak variations in this last light curve reach 0.01 ma, totally attributable to noise.

We employed the same Fourier analysis technique as for J1458+0707, the Fourier transform for this object is shown in Figure 4. with an average modulation amplitude $\langle A \rangle = 3.0$ mma (Kepler 1993). The parameters for the only significant peak are shown in Table 1.

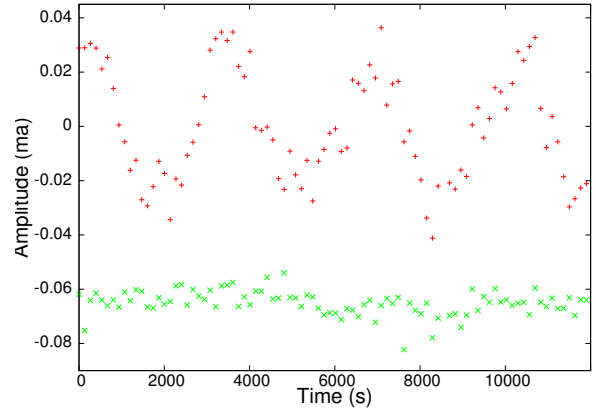


Fig. 3. Top curve: high-speed photometry of J1730+0706 star over data points obtained during one night. Bottom curve: time variations of the brightest comparison star in the field over the same period (see text and Table 1).

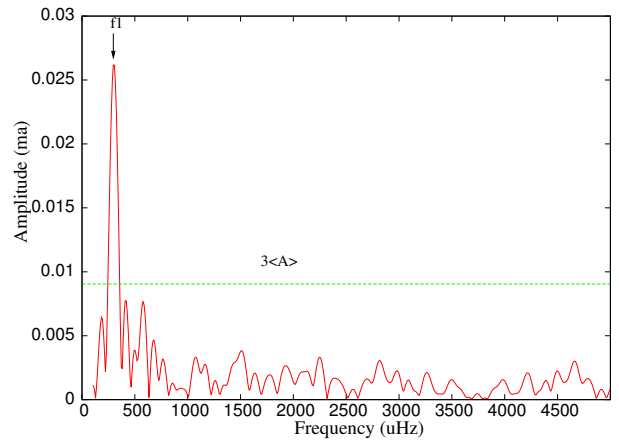


Fig. 4. Discrete Fourier Transform of the J1730+0706 light curve. The horizontal line shows three times the noise level. There is one pulsation frequency (see text and Table 1).

Table 1. Data of pulsating stars

ID SDSS	Period (s)	Frequency (μHz)	Amplitude ($\text{m}\mu\text{g}$)	T_{eff} (k)	$\log g$	[Ca/H]	Z (pc)	μ^{Δ} (mas yr^{-1})
J145847.02 + 070754.46	3278.7	f2=305	0.042	7925 ± 200	4.25 ± 0.5	-7.00 ± 0.25	2559	55 ± 4
	1633.9	f3=612	0.008					
J173001.94 + 070600.25	3367.1	f1=297	0.026	7972 ± 200	4.25 ± 0.5	-6.55 ± 0.25	1745	12 ± 5

Notes. ^(Δ) Zacharias et al. (2012)

4. Discussion and Conclusions

The seven pulsating ELM WD stars known (Hermes et al. 2012, 2013a,b; Kilic et al. 2015; Bell et al. 2015) have effective temperatures between $\sim 10\,000$ K and ~ 7500 K, and $6 < \log g < 7$. The location of these stars in the $T_{\text{eff}} - \log g$ diagram is depicted in Fig. 5 as light green dots. Also shown are the evolutionary tracks of low-mass He-core WDs as computed by Althaus et al. (2013) (dotted black lines) in the range of masses $0.1554 - 0.2707 M_{\odot}$. For the sake of completeness, we include also a $0.148 M_{\odot}$ evolutionary track computed by Serenelli et al. (2001) (dashed black line). In addition, we show with grey and black dots the location of a sample of δ Scuti stars extracted from Uytterhoeven et al. (2011) and Bradley et al. (2015), respectively, and the location of a sample of SX Phe stars with pink dots, extracted from the Balona & Nemeč (2012). Finally, the locations of SDSSJ1730+0706 and SDSSJ1458+0707 are marked with red dots, along with the already known pulsating pre-WD stars WASPJ0247–25B and WASPJ1628+10B (Maxted et al. 2013, 2014) which are marked with blue dots. Clearly, given the very low surface gravities characterizing SDSSJ1730+0706 and SDSSJ1458+0707 ($\log g \sim 4.3$), these two stars cannot be identified with low-mass WDs. Instead, they could be associated to either low-mass pre-WD stars with stellar masses between ~ 0.17 and $\sim 0.20 M_{\odot}$ or to the hottest known δ Scuti or SX Phe stars.

If the stars presented in this work are indeed precursors of low-mass WDs, we can trace their following evolution. Both stars would be evolving to hotter effective temperatures directly to its terminal cooling track. We would conclude that these new pulsating stars are of the same type as the pulsating pre-WDs WASPJ0247–25B and WASPJ1628+10B.

We note, however, that there exists some differences concerning the observed pulsation properties. Indeed, SDSSJ1730+0706 and SDSSJ1458+0707 pulsate with periods in the range 1634–3367 s, longer than those exhibited by WASPJ0247–25B and WASPJ1628+10B, which show periods in the range 400 – 800 s (Maxted et al. 2013, 2014). Also, it is apparent that the amplitudes observed in SDSSJ1730+0706 and SDSSJ1458+0707 (up to ~ 40 $\text{m}\mu\text{g}$) are larger than those detected in WASPJ0247–25B and WASPJ1628+10B (of the order of a few $\text{m}\mu\text{g}$). According to the theoretical analysis of Jeffery & Saio (2013), at least the pulsations of WASPJ0247–25B should be due to radial modes of high radial order. Instead, the long periods observed in SDSSJ1730+0706 and SDSSJ1458+0707 are likely due to high-order nonradial g modes. The question of why short periods typical of p modes (or radial modes) are not detected in SDSSJ1730+0706 and SDSSJ1458+0707, and vice versa, why no long periods characteristic of g modes are observed in WASPJ0247–25B

and WASPJ1628+10B, could be answered through a full (radial and nonradial) linear pulsation stability analysis. It will be addressed in a future investigation. Concerning the contrast in the amplitudes of g modes of SDSSJ1730+0706 and SDSSJ1458+0707 as compared with those of the p modes exhibited by WASPJ0247–25B and WASPJ1628+10B, a definitive answer could be given by non-linear pulsation calculations, which are out the scope of this paper.

If instead, these stars with metallicity lower than solar metallicity and with proper motion of the stars in the galaxy halo were SX Phe stars, they would populate the hottest portion of the SX Phe instability strip. Reversing the argument, it cannot be discarded, by inspecting Fig 5, the possibility that some of the hottest known SX Phe stars would be otherwise low-mass pre-WD stars.

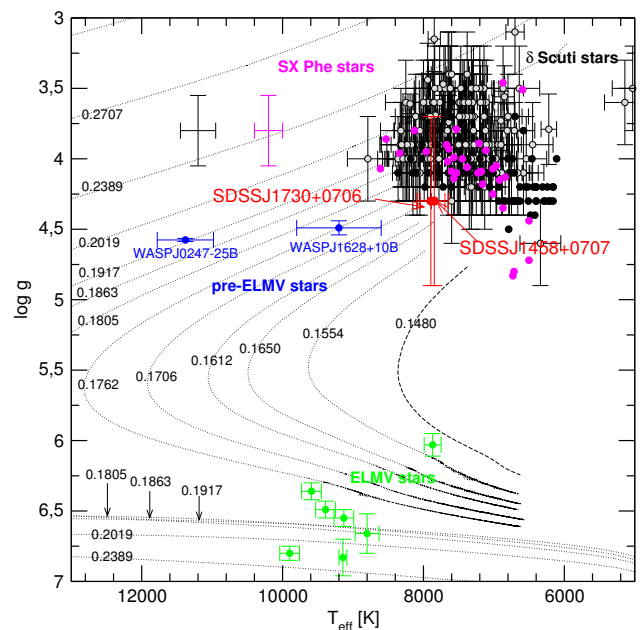


Fig. 5. Location of the stars SDSSJ1730+0706 and SDSSJ1458+0707 in the $T_{\text{eff}} - \log g$ plane, with samples of other classes of variable stars (see the text). The crosses on the left side indicate the error of the black and pink dots. The extremely short-lived stages during the CNO flashes episodes of $M_{\star} > 0.1762 M_{\odot}$ are not shown in the figure.

Acknowledgements. M.A.C. acknowledge support from CONICET (PIP 112-201201-00226). A.K. and S.O.K. acknowledge CNPq support. D.K. received support from programme Science without Borders, MCIT/MEC-Brazil. We thank to Dr. Costa José Eduardo to allow us to use his DFT program. We wish to thank the anonymous referee for the suggestions and comments that improved the original version of this work.

References

- Althaus, L. G., Córscico, A. H., Isern, J., & García-Berro, E. 2010, *A&A Rev.*, 18, 471
- Althaus, L. G., Miller Bertolami, M. M., & Córscico, A. H. 2013, *A&A*, 557, A19
- Balona, L. A. & Nemeč, J. M. 2012, *MNRAS*, 426, 2413
- Bell, K. J., Kepler, S. O., Montgomery, M. H., et al. 2015, in *Astronomical Society of the Pacific Conference Series*, Vol. 493, 19th European Workshop on White Dwarfs, ed. P. Dufour, P. Bergeron, & G. Fontaine, 217
- Bradley, P. A., Guzik, J. A., Miles, L. F., et al. 2015, *AJ*, 149, 68
- Brown, W. R., Kilic, M., Allende Prieto, C., Gianninas, A., & Kenyon, S. J. 2013, *ApJ*, 769, 66
- Brown, W. R., Kilic, M., Allende Prieto, C., & Kenyon, S. J. 2010, *ApJ*, 723, 1072
- Brown, W. R., Kilic, M., Allende Prieto, C., & Kenyon, S. J. 2012, *ApJ*, 744, 142
- Catelan, M. & Smith, H. A. 2015, *Pulsating Stars*
- Driebe, T., Schoenberner, D., Bloeker, T., & Herwig, F. 1998, *A&A*, 339, 123
- Fauvaud, S., Sareyan, J.-P., Ribas, I., et al. 2010, *A&A*, 515, A39
- Gianninas, A., Kilic, M., Brown, W. R., et al. 2015, in *Astronomical Society of the Pacific Conference Series*, Vol. 493, 19th European Workshop on White Dwarfs, ed. P. Dufour, P. Bergeron, & G. Fontaine, 481
- Hermes, J. J., Montgomery, M. H., Gianninas, A., et al. 2013a, *MNRAS*, 436, 3573
- Hermes, J. J., Montgomery, M. H., Winget, D. E., et al. 2013b, *ApJ*, 765, 102
- Hermes, J. J., Montgomery, M. H., Winget, D. E., et al. 2012, *ApJ*, 750, L28
- Jeffery, C. S. & Saio, H. 2013, *MNRAS*, 435, 885
- Kanaan, A., Kepler, S. O., & Winget, D. E. 2002, *A&A*, 389, 896
- Kepler, S. O. 1993, *Baltic Astronomy*, 2, 515
- Kilic, M., Brown, W. R., Allende Prieto, C., et al. 2011, *ApJ*, 727, 3
- Kilic, M., Brown, W. R., Allende Prieto, C., et al. 2012, *ApJ*, 751, 141
- Kilic, M., Hermes, J. J., Gianninas, A., & Brown, W. R. 2015, *MNRAS*, 446, L26
- Koester, D. 2010, *Mem. Soc. Astron. Italiana*, 81, 921
- Koester, D., Voss, B., Napiwotzki, R., et al. 2009, *A&A*, 505, 441
- Maxted, P. F. L., Anderson, D. R., Burleigh, M. R., et al. 2011, *MNRAS*, 418, 1156
- Maxted, P. F. L., Serenelli, A. M., Marsh, T. R., et al. 2014, *MNRAS*, 444, 208
- Maxted, P. F. L., Serenelli, A. M., Miglio, A., et al. 2013, *Nature*, 498, 463
- Serenelli, A. M., Althaus, L. G., Rohmann, R. D., & Benvenuto, O. G. 2001, *MNRAS*, 325, 607
- Uytterhoeven, K., Moya, A., Grigahçène, A., et al. 2011, *A&A*, 534, A125
- Zacharias, N., Finch, C. T., Girard, T. M., et al. 2012, *VizieR Online Data Catalog*, 1322, 0