

Feedback Design for Multi-Antenna K -Tier Heterogeneous Downlink Cellular Networks

Jeonghun Park, Namyoon Lee, and Robert W. Heath Jr.

Abstract

We characterize the ergodic spectral efficiency of a non-cooperative and a cooperative type of K -tier heterogeneous networks with limited feedback. In the non-cooperative case, a multi-antenna base station (BS) serves a single-antenna user using maximum-ratio transmission based on limited feedback. In the cooperative case, a BS coordination set is formed by using dynamic clustering across the tiers, wherein the intra-cluster interference is mitigated by using multi-cell zero-forcing also based on limited feedback. Modeling the network based on stochastic geometry, we derive analytical expressions for the ergodic spectral efficiency as a function of the system parameters. Leveraging the obtained expressions, we formulate feedback partition problems and obtain solutions to improve the ergodic spectral efficiency. Simulations show the spectral efficiency improvement by using the obtained feedback partitions. Our major findings are as follows: 1) In the non-cooperative case, the feedback is only useful in a particular tier if the mean interference is small enough. 2) In the cooperative case, allocating more feedback to stronger intra-cluster BSs is efficient. 3) In both cases, the obtained solutions do not change depending on instantaneous signal-to-interference ratio.

J. Park and R. W. Heath Jr. are with the Wireless Networking and Communication Group (WNCG), Department of Electrical and Computer Engineering, The University of Texas at Austin, TX 78701, USA. (E-mail: {jeonghun, rheath}@utexas.edu)

N. Lee is with Dept. of Electrical Engineering, POSTECH, 37673, Republic of Korea. (Email:nylee@postech.ac.kr).

This material is based upon work supported in part by the National Science Foundation under Grant No. NSF-CCF-1319556.

A special case of this paper (feedback design in a cooperative single-tier network) appeared in *IEEE Globecom Workshop* 2016 [1].

I. INTRODUCTION

A. Motivation

In heterogeneous networks (HetNets), different types of base stations (BSs) are densely deployed to aggressively reuse the spectrum. One bottleneck in achieving the full gains of HetNets is interference. Compared to conventional single-tier cellular networks, a HetNet has various interference sources including intra-tier BSs and also cross-tier BSs. As a result, small network tiers such as femto (whose transmit power is small) are vulnerable to the interference. In dealing with interference in multiple antenna systems, channel state information at transmitters (CSIT) is necessary. In frequency division duplex (FDD) downlink cellular systems, limited knowledge of CSI is conventionally given to a base station (BS) by using limited feedback, where its accuracy is determined by the amount of feedback to quantize CSI. For this reason, it is important to use appropriate amount of feedback for providing high throughput.

Determining the right amount of feedback is not easy, though. The main reason is that the feedback performance depends on the signal-to-interference plus noise ratio (SINR), which is intricately determined by the various system parameters of the HetNet. For this reason, revealing the relationship between the feedback performance and the system parameters should be preceded prior to determine the amount of feedback. To clarify this relationship, in this paper, we model a HetNet based on stochastic geometry, allowing us to analyze the rate performance as a function of the key system parameters and the amount of feedback. Leveraging the obtained analytical expressions, we formulate feedback partition problems and propose solutions to maximize the ergodic spectral efficiency. The presented feedback partitions show how the feedback should be allocated depending on the density, the number of antennas, the transmit power, and the biasing factor of each tier in the HetNet.

B. Prior Work

There has been some prior work on determining appropriate amount of feedback in various network environments. In [2], [3], it was assumed that single-tier BSs form a coordination set and use multi-cell zero-forcing to serve multiple users. In this setting, feedback allocating methods were proposed to obtain constant rate-loss compared to the perfect CSIT case. Similarly, in [4], an adaptive feedback strategy was proposed for maximizing the achievable rate of coordinated beamforming in a HetNet. Prior work also studied effects of limited feedback on the

achievable spatial degrees of freedom (DoF) [5]–[7]. For example, in [7], the achievable DoF was characterized as a function of the feedback in a HetNet, where a macro BS serves multiple users and pico BSs serve a single user. A common limitation of the prior work [2]–[7] is that a small network model is assumed, where only a few neighboring BSs and users are considered and their locations are deterministic. In this network model, it is hard to evaluate system-level performance obtained by averaging over many user’s and BS’s locations in a large size cellular network.

To overcome the small-network limitation of the prior work [2]–[7], a Poisson point process (PPP) has been used to model a large size network. There is also prior work that explored limited feedback in a random network model based on a PPP. In [8], a BS cluster is randomly formed and the feedback is adaptively partitioned for this clustering. In [9], several closest BSs to a user were included in a cluster and the signal-to-interference plus noise ratio (SINR) performance with limited feedback was analyzed. In [10], the optimal feedback rate was obtained to maximize the net spectral efficiency, defined as the downlink rate normalized by the uplink feedback overheads. In [11], assuming an interference-limited ad-hoc network, the achievable rate was analyzed when spatial division multiple access is used with limited feedback. Similar to [11], in [12], an interference-limited device-to-device network was considered and the ergodic spectral efficiency of single-user maximum ratio transmission (MRT) was characterized as a function of the feedback. The prior work [8]–[12], however, assumed a single-tier network where all the BSs use the same transmit power and the BSs are distributed by the same density. In HetNets, there are multiple tiers whose transmit power and densities are different, and this heterogeneity changes rate coverage expressions as shown in [13]. For this reason, our case requires a new approach.

C. Contributions

In this paper, we characterize the ergodic spectral efficiency of multi-antenna K -tier downlink HetNets with limited feedback. We consider non-cooperative and cooperative HetNet operations. In both cases, the locations of each tier’s BS are modeled as mutually independent PPPs.

In our non-cooperative case, each BS obtains limited feedback sent from an associated single-antenna user. Based on the obtained limited CSIT, a BS uses MRT precoding to serve a single user. We assume that the same amount of feedback is used in the same network tier’s BSs. We note that this assumption is only for the non-cooperative case; our cooperative case allows to

use different amount of feedback to the same tier BSs. In this particular scenario, we derive the signal-to-interference (SIR) complementary cumulative distribution function (CCDF) and the ergodic spectral efficiency as functions of the system parameters, such as the number of antennas, the biasing factor, the transmit power, the density, and the allocated feedback of each tier. Leveraging the obtained expressions, we formulate an optimization problem to determine the amount of feedback used for each tier to maximize a lower bound on the sum ergodic spectral efficiency. Subsequently, we propose a solution of the formulated problem.

In our cooperative case, the BSs form a coordination set by using dynamic clustering, and mitigate the intra-cluster interference by using multi-cell ZF based on the limited feedback. Dynamic clustering is applied across the tiers in the HetNet, so that a coordination set can include different tiers' BSs. Unfortunately, analyzing the performance of the considered BS coordination is not straightforward since the performance of the cluster can be different depending on the tiers of the BSs included in the cluster. For example, assuming that a cluster has L BSs in a K -tier HetNet, there can be K^L possibilities of the cluster's configuration. For this reason, we should consider all the cases to completely characterize the performance of the L -size cluster. To resolve this complexity, we derive a lemma showing that the intensity measure of received signal power in a HetNet can be transformed to the intensity measure of signal power in a statistically equivalent single-tier network by rescaling each tier's density. By exploiting this lemma, we obtain the SIR CCDF and the ergodic spectral efficiency as a function of the relative system parameters such as the cluster size, the transmit power, the biasing factor, the relative signal power of the intra-cluster BSs, and the used feedback. Assuming that each intra-cluster BS uses the same number of antennas, we formulate and solve an optimization problem to partition the feedback. In addition, to overcome the restricted antenna assumption, we also investigate a general antenna case where each intra-cluster BS uses different number of antennas. As a special case, we study a single-tier cooperative network with limited feedback.

Numerical results show the spectral efficiency gains obtained by using the proposed feedback partitions compared to the equal feedback partition. Our major findings are summarized as follows: 1) In the non-cooperative case, the feedback is only useful in a particular tier if the mean interference in the corresponding tier is small enough. 2) In the cooperative case, more feedback is allocated to the BSs whose signal powers are larger. 3) If a single-tier network is assumed, the effective cluster size increases as the square root of the total feedback. 4) In both cases, the proposed feedback partitions do not change depending on instantaneous SIR.

The paper is organized as follows. Section II introduces the system models in non-cooperative and cooperative HetNet operation. In Section III, the performance of a HetNet in the non-cooperative case is characterized and the feedback partitions are obtained based on the ergodic spectral efficiency. In Section IV, the same task is performed in the cooperative HetNet case. Section V provides numerical results and Section VI concludes the paper.

II. SYSTEM MODEL

In this section, we introduce the system model assumed in the paper. We first describe the network model using stochastic geometry, and explain how the typical user associated with a BS. Then we illustrate the clustering model that uses dynamic clustering in the considered HetNet. Next, we introduce the feedback model for quantifying the channel quantization error due to limited feedback. Performance metrics are defined in the following subsection.

A. Network and Cell Association Model

We consider a K -tier downlink HetNet. Focusing on the k -th tier for $k \in \mathcal{K} = \{1, 2, \dots, K\}$, BSs equipped with N_k antennas are spatially distributed according to a homogeneous PPP, $\Phi_k = \{\mathbf{d}_i^k \in \mathbb{R}^2, i \in \mathbb{N}\}$ with density λ_k . All the BSs in the k -th tier use the same transmit power P_k and biasing factor S_k . Equivalently, the k -th tier network may be represented as a marked PPP, $\Phi_k^M = \{\mathbf{d}_i^k, P_k, S_k, N_k, i \in \mathbb{N}\}$ with density λ_k where P_k , S_k , and N_k are the same marks for all the points in Φ_k . Without loss of generality, we assume that $\|\mathbf{d}_i^k\| \leq \|\mathbf{d}_j^k\|$ if $i < j$; thereby \mathbf{d}_1^k indicates the nearest BS location to the origin in the k -th tier. Spatial locations of BSs in different tiers are assumed to be mutually independent. Using the superposition property of independent PPPs, we compactly represent the K -tier HetNet as an unified marked PPP $\tilde{\Phi}^M = \sum_{k \in \mathcal{K}} \Phi_k^M$. We write $\tilde{\Phi}^M = \{\mathbf{d}_i, \pi(i), P_{\pi(i)}, S_{\pi(i)}, N_{\pi(i)}, i \in \mathbb{N}\}$, where $\pi(i) \in \mathcal{K}$ is an index function indicating the tier of the corresponding point \mathbf{d}_i . Assuming that $\|\mathbf{d}_i\| \leq \|\mathbf{d}_j\|$ if $i < j$, \mathbf{d}_i means the i -th nearest BS location to the origin among all the tiers and $\pi(i)$ indicates that the tier of that BS. For example, assuming that the nearest BS to the origin is in the k -th tier, i.e., $\mathbf{d}_1 = \mathbf{d}_1^k$, then $\pi(1) = k$.

Single-antenna users are distributed according to a homogeneous PPP, $\Phi_U = \{\mathbf{u}_i, i \in \mathbb{N}\}$, which has density $\lambda_U \gg \lambda_k$ for $k \in \mathcal{K}$. Since the user density is far larger than the BS density, we assume that there is no empty cell with high probability, so that all the cells are occupied. We note that in HetNets, the BSs can be densely deployed so that empty cells can exist, which is

a topic for future work. We focus on the typical user located on $\mathbf{u}_1 = \mathbf{0}$ per Slivnyak's theorem [14].

We consider an open access policy wherein a user is able to communicate with all the BSs in any tier k for $k \in \mathcal{K}$. For cell association, the typical user measures the biased average received power and associates with the BS whose the measured power is maximum. For instance, the user associates with the BS located at \mathbf{d}_1^k if $k = \arg \max_{k' \in \mathcal{K}} P_{k'} S_{k'} \|\mathbf{d}_1^{k'}\|^{-\beta}$, where β is the path-loss exponent. Since we are interested in a HetNet sharing the spectrum among all the tiers, we assume that the path-loss exponent is same in all the tiers. Considering different path-loss exponents in each tier [13] or multi-slope path-loss model [15] is future work.

We note that biasing factor S_k is mainly used for offloading in HetNets [?], [13]. For example, as S_k increases, the number of users associated with the k -th tier BS also increases, which relieves the number of users associated with the other tiers. This allows other tiers to allocate more resources per one user. Typically, a small network tier such as femto tends to have large biasing factor to save the resources of the macro tier. Jointly considering feedback design and offloading will be interesting future work.

B. Clustering Model

Dynamic BS coordination is used to form a BS cluster. With the cluster size L , the typical user connects to the L BSs that provides L strongest biased average received power. Denoting the BS coordination set $\mathcal{C} = \{i_1, \dots, i_L\}$, we have

$$P_{\pi(i_1)} S_{\pi(i_1)} \|\mathbf{d}_{i_1}\|^{-\beta} \geq P_{\pi(i_2)} S_{\pi(i_2)} \|\mathbf{d}_{i_2}\|^{-\beta} \geq \dots \geq P_{\pi(i_L)} S_{\pi(i_L)} \|\mathbf{d}_{i_L}\|^{-\beta}, \quad (1)$$

where $P_{\pi(i_L)} S_{\pi(i_L)} \|\mathbf{d}_{i_L}\|^{-\beta} \geq P_{\pi(j)} S_{\pi(j)} \|\mathbf{d}_j\|^{-\beta}$ for all $j \in \mathbb{N} \setminus \mathcal{C}$. According to the association rule, the typical user associates with the BS located at \mathbf{d}_{i_1} and receives the desired signal from it. We note that $L = 1$ indicates the non-cooperative case, and $L \geq 2$ is the cooperative-case. To mitigate the intra-cluster interference by using multi-cell ZF in the cooperative case, we assume $L \leq \min_{k \in \mathcal{K}} N_k$.

Using the described dynamic clustering, a cooperative region is mathematically defined by using the notion of the L -th order weighted Voronoi region, which is an extended version of the

typical Voronoi region [17], [18]. For example, the weighted Voronoi region corresponding to the coordination set $\mathcal{C} = \{i_1, \dots, i_L\}$ is defined as

$$\begin{aligned} & \mathcal{V}_L^w(\mathbf{d}_{i_1}, \dots, \mathbf{d}_{i_L}) \\ &= \left\{ \mathbf{d} \in \mathbb{R}^2 \mid \bigcap_{\ell=1}^L \left\{ (P_{\pi(i_\ell)} S_{\pi(i_\ell)})^{-\frac{1}{\beta}} \|\mathbf{d} - \mathbf{d}_{i_\ell}\| < (P_{\pi(j)} S_{\pi(j)})^{-\frac{1}{\beta}} \|\mathbf{d} - \mathbf{d}_j\| \right\}, j \notin \{i_1, \dots, i_L\} \right\}. \end{aligned} \quad (2)$$

The users located in $\mathcal{V}_L^w(\mathbf{d}_{i_1}, \dots, \mathbf{d}_{i_L})$ are connected to the coordination set \mathcal{C} . Naturally, the typical user is also located in $\mathcal{V}_L^w(\mathbf{d}_{i_1}, \dots, \mathbf{d}_{i_L})$, i.e., $\mathbf{o} \in \mathcal{V}_L^w(\mathbf{d}_{i_1}, \dots, \mathbf{d}_{i_L})$. By allocating the orthogonal time-frequency resources to adjoint Voronoi regions, a conflict between any two different clusters can be prevented so that each cluster can serve the connected users simultaneously. Optimizing the resources allocated to each Voronoi region is a challenging yet important problem, and will be interesting future work. We note that in a simple case $K = 1$ and $L = 2$, this problem can be solved by using cooperative base station coloring [?].

C. Signal Model

We assume a synchronous narrowband signal model. In this setting, each BS encodes the information symbol separately and sends it to the associated user. When transmitting the symbol, the BS at \mathbf{d}_i uses a linear beamforming vector $\mathbf{v}_i \in \mathbb{C}^{N_{\pi(i)}}$ and $\|\mathbf{v}_i\| = 1$. Assuming that the typical user is associated with a BS located at $\mathbf{d}_{i_1} \in \tilde{\Phi}^M$, the received signal at the typical user is

$$\begin{aligned} y_1 &= \sqrt{P_{\pi(i_1)}} \|\mathbf{d}_{i_1}\|^{-\beta/2} (\mathbf{h}_{1,i_1})^* \mathbf{v}_{i_1} s_{i_1} + \sum_{i_\ell \in \mathcal{C} \setminus i_1} \sqrt{P_{\pi(i_\ell)}} \|\mathbf{d}_{i_\ell}\|^{-\beta/2} (\mathbf{h}_{1,i_\ell})^* \mathbf{v}_{i_\ell} s_{i_\ell} \\ &+ \sum_{j \in \mathbb{N} \setminus \mathcal{C}} \sqrt{P_{\pi(j)}} \|\mathbf{d}_j\|^{-\beta/2} (\mathbf{h}_{1,j})^* \mathbf{v}_j s_j + z_1, \end{aligned} \quad (3)$$

where $\mathbf{h}_{1,i} \in \mathbb{C}^{N_{\pi(i)}}$ is the downlink channel coefficient vector from the BS at $\mathbf{d}_i \in \tilde{\Phi}^M$ to the typical user, $\beta > 2$ is the path-loss exponent, and $z_1 \sim \mathcal{CN}(0, \sigma^2)$ is additive Gaussian noise. The symbol energy is normalized as $\mathbb{E}[|s_i|^2] = 1$ for $i \in \mathbb{N}$. Each entry of the channel coefficient vector $\mathbf{h}_{1,i}$ is drawn from independent and identically distributed (IID) complex Gaussian random variables $\mathcal{CN}(0, 1)$ indicating Rayleigh fading. The beamforming vector \mathbf{v}_i is designed based on the CSIT obtained by using limited feedback.

D. Feedback Model

We explain the feedback process focusing on the typical user. This process is applied to other users equivalently. Let us assume that the typical user feeds back the channel information to a BS located at \mathbf{d}_i . First, the typical user estimates the channel coefficient vector $\mathbf{h}_{1,i}$. To focus on the effect of limited feedback, we assume that the channel estimation is perfect. Once the typical user learns the channel coefficient vector $\mathbf{h}_{1,i}$, it quantizes the channel direction information $\tilde{\mathbf{h}}_{1,i} = \mathbf{h}_{1,i} / \|\mathbf{h}_{1,i}\|$ by using a predefined quantization codebook \mathcal{Q} . The codebook \mathcal{Q} is shared with the BS at \mathbf{d}_i and the typical user. Assuming that B bits are used for quantizing $\tilde{\mathbf{h}}_{1,i}$, the codebook \mathcal{Q} is constructed as $\mathcal{Q} = \{\mathbf{w}_1, \dots, \mathbf{w}_{2^B}\}$, where each codeword \mathbf{w}_j is a $N_{\pi(i)}$ -dimensional unit norm vector, i.e., $\|\mathbf{w}_j\| = 1$ for $j \in \{1, \dots, 2^B\}$. Then, the codeword that has maximum inner product with $\tilde{\mathbf{h}}_{1,i}$ is selected, namely

$$j_{\max} = \arg \max_{j=1, \dots, 2^B} \left| (\tilde{\mathbf{h}}_{1,i})^* \mathbf{w}_j \right|. \quad (4)$$

The chosen index j_{\max} is sent to the BS at \mathbf{d}_i and the BS recovers the quantized channel direction information from this index. We denote the quantized channel direction as $\hat{\mathbf{h}}_{1,i} = \mathbf{w}_{j_{\max}}$.

For analytical tractability, we adopt the quantization cell approximation [10], [16], [17] instead of using a specific limited feedback strategy. This approximates each quantization cell as a Voronoi region of a spherical cap [18]. In this technique, assuming that B -bits feedback is used, the area of the quantization cell is 2^{-B} and this leads to an expression of the CDF of quantization error

$$F_{\sin^2 \theta_i}(x) = \begin{cases} 2^B x^{N_{\pi(i)}-1}, & 0 \leq x \leq \delta \\ 1, & \delta \leq x \end{cases}, \quad (5)$$

where $\sin^2 \theta_i = 1 - \left| (\tilde{\mathbf{h}}_{1,i})^* \hat{\mathbf{h}}_{1,i} \right|^2$ and $\delta = 2^{-\frac{B}{N_{\pi(i)}-1}}$. In isotropic channel distribution, this approximation technique provides an upper bound of the quantization performance, while the gap to a lower bound provided by random vector quantization is reasonably small [10].

E. Performance Metrics

Since cellular systems are usually interference limited [19], we focus on the SIR. We consider two cases depending on the coordination set size L .

Non-cooperative case: In this case with $L = 1$, there is no coordination among the BSs. The BS uses single-user MRT precoding based on the quantized channel direction, $\mathbf{v}_{i_1} = \hat{\mathbf{h}}_{1,i_1}$. We

assume that all the users in the k -th tier use the B_k bits feedback, so that the total feedback used on average in an unit area is $B_{\text{total}} = \sum_{k=1}^K \lambda_k B_k$. The instantaneous SIR of the typical user is written by

$$\text{SIR}_{\text{NC}} = \frac{P_{\pi(i_1)} \|\mathbf{d}_{i_1}\|^{-\beta} |(\mathbf{h}_{1,i_1})^* \hat{\mathbf{h}}_{1,i_1}|^2}{\sum_{j \in \mathbb{N} \setminus i_1} P_{\pi(j)} \|\mathbf{d}_j\|^{-\beta} |(\mathbf{h}_{1,j})^* \mathbf{v}_j|^2}. \quad (6)$$

Conditioning on that $\mathbf{d}_{i_1} = \mathbf{d}_1^k$ (or $\pi(i_1) = k$), i.e., the typical user is associated with a BS in the k -th tier, we denote the conditioned SIR as $\text{SIR}_{\text{NC}|k}$. The CCDF of the conditioned SIR is defined as

$$F_{\text{SIR}_{\text{NC}|k}}^c(\beta, \bar{\lambda}_K, \bar{N}_K, \bar{B}_K, \bar{P}_K, \bar{S}_K; \gamma) = \mathbb{P}[\text{SIR}_{\text{NC}|k} \geq \gamma], \quad (7)$$

with a set of the densities: $\bar{\lambda}_K = \{\lambda_1, \dots, \lambda_K\}$, a set of the antennas: $\bar{N}_K = \{N_1, \dots, N_K\}$, a set of the feedback: $\bar{B}_K = \{B_1, \dots, B_K\}$, a set of the transmit power: $\bar{P}_K = \{P_1, \dots, P_K\}$, and a set of the biasing factor: $\bar{S}_K = \{S_1, \dots, S_K\}$. The conditioned ergodic spectral efficiency is defined as

$$R_{\text{NC}|k}(\beta, \bar{\lambda}_K, \bar{N}_K, \bar{B}_K, \bar{P}_K, \bar{S}_K) = \mathbb{E}[\log_2(1 + \text{SIR}_{\text{NC}|k})]. \quad (8)$$

Cooperative case: In this case with $L \geq 2$, the BSs in \mathcal{C} are coordinated. The beamforming vector is designed as multi-cell ZF to mitigate the intra-cluster interference. Specifically, \mathbf{v}_{i_1} satisfies

$$(\hat{\mathbf{h}}_{\ell, i_1})^* \mathbf{v}_{i_1} = 0, \ell \in \mathcal{C} \setminus 1, \quad (9)$$

where $\hat{\mathbf{h}}_{\ell, i_1}$ is the quantized channel coefficient vector from the BS at \mathbf{d}_{i_1} to the user ℓ associated with the BS \mathbf{d}_{i_ℓ} . The solution of (9) always exists if $L \leq \min_{i_\ell \in \mathcal{C}} N_{\pi(i_\ell)}$. We denote that the feedback used for i_ℓ -th BS in the coordination set as B_{i_ℓ} . Since the feedback information is only used for managing the intra-cluster interference, the typical user does not send the feedback to its associated BS, i.e., $B_{i_1} = 0$. The total feedback used in one coordination set is $B_{\text{total}} = \sum_{\ell=2}^L B_{i_\ell}$. Note that we slightly abuse the notation of the feedback in the non-cooperative case and the cooperative case. Specifically, in the non-cooperative case, B_k means the feedback used in the k -th tier BS. In the cooperative case, B_{i_ℓ} means the feedback used in the i_ℓ -th BS in the coordination set. For analytical simplicity, we assume that all the BSs in the same coordination set \mathcal{C} use only L antennas for multi-cell ZF, so that effectively the typical user has L -dimensional channel to each intra-cluster BS. Since we only use a part of the antennas, our analysis may indicate a lower bound on the spectral efficiency that can be achieved by using the full antennas. Using

the full antennas, the BSs in the coordination set can mitigate the intra-cluster interference and also increase the desired signal power by coordinated beamforming. This case will be further investigated later.

Due to the inaccurate channel feedback, the intra-cluster interference is not perfectly nullified. Considering the remaining intra-cluster interference, the instantaneous SIR is

$$\text{SIR}_C = \frac{P_{\pi(i_1)} \|\mathbf{d}_{i_1}\|^{-\beta} |(\mathbf{h}_{1,i_1})^* \mathbf{v}_{i_1}|^2}{I_{\text{In}} + I_{\text{Out}}}, \quad (10)$$

where $I_{\text{In}} = \sum_{i_\ell \in \mathcal{C} \setminus i_1} P_{\pi(i_\ell)} \|\mathbf{d}_{i_\ell}\|^{-\beta} |(\mathbf{h}_{1,i_\ell})^* \mathbf{v}_{i_\ell}|^2$, $I_{\text{Out}} = \sum_{j \in \mathbb{N} \setminus \mathcal{C}} P_{\pi(j)} \|\mathbf{d}_j\|^{-\beta} |(\mathbf{h}_{1,j})^* \mathbf{v}_j|^2$, each of which indicates the remaining intra-cluster interference and the out-of-cluster interference, respectively. Similar to the non-cooperative case, we denote $\text{SIR}_{C|m}$ as the instantaneous SIR conditioned on that the typical user is associated with a BS in the m -th tier, i.e., $\pi(i_1) = m$. The CCDF of the conditioned SIR is defined as

$$F_{\text{SIR}_{C|m}}^c(\beta, \bar{\lambda}_K, \bar{N}_K, \bar{B}_L, \bar{P}_K, \bar{S}_K; \gamma) = \mathbb{P}[\text{SIR}_{C|m} \geq \gamma], \quad (11)$$

where a set of the feedback $\bar{B}_L = \{B_{i_2}, \dots, B_{i_L}\}$. The ergodic spectral efficiency is defined as

$$R_{C|m}(\beta, \bar{\lambda}_K, \bar{N}_K, \bar{B}_L, \bar{P}_K, \bar{S}_K) = \mathbb{E}[\log_2(1 + \text{SIR}_{C|m})]. \quad (12)$$

We clarify the difference in the total feedback constraint between the non-cooperative and the cooperative cases. In the non-cooperative case, the total feedback used on average in an unit area is limited, so that $B_{\text{total}} = \sum_{k=1}^K \lambda_k B_k$. In the cooperative case, the total feedback used in one BS coordination set is fixed, so that $B_{\text{total}} = \sum_{\ell=2}^L B_{i_\ell}$, where B_{i_ℓ} is the feedback allocated to the BS at \mathbf{d}_{i_ℓ} . The rationale of this difference is as follows. In the non-cooperative case, the typical user sends the feedback to its associated BS only, so that the density directly affects the totally feedback use in an unit area. Specifically, a dense network tier consumes more feedback in an unit area, therefore it is reasonable that the total feedback constraint is a weighted sum of the used feedback in each tier. In the cooperative case, the typical user user sends the feedback to all the intra-cluster BSs but not its associated BS. Further, the intra-cluster BSs' tiers can be different depending on the condition of the coordination set. For this reason, if a total feedback constraint is defined as a function of the density as in the non-cooperative case, each coordination set has a different total feedback constraint. This makes it difficult to provide a general feedback partition solution, which is applicable in the cooperative case regardless of the cluster members' tiers. As a result, it is more convenient to set the total feedback constraint for each coordination set.

III. NON-COOPERATIVE CASE

In this section, we characterize the performance of a non-cooperative HetNet and formulate a feedback partition problem based on the performance characterization. Subsequently, we propose a solution for the problem to determine B_k .

A. Performance Characterization

In this subsection, we analyze the SIR CCDF and the ergodic spectral efficiency. To this end, we first introduce the following lemma.

Lemma 1. *If the typical user is associated with the BS belonging to the k -th tier, the PDF of the distance between the typical user and the serving BS, i.e., $\|\mathbf{d}_1^k\|$, is*

$$f_{\|\mathbf{d}_1^k\|}(r) = 2\pi \sum_{i=1}^K \lambda_i \left(\frac{P_i S_i}{P_k S_k} \right)^{2/\beta} r \exp \left(-\pi \sum_{i=1}^K \lambda_i \left(\frac{P_i S_i}{P_k S_k} \right)^{2/\beta} r^2 \right), \quad (13)$$

Proof. See Lemma 3 in [13]. □

By leveraging Lemma 1, we derive the SIR CCDF in the following theorem.

Theorem 1. *When the typical user is associated with the k -th tier BS, the SIR CCDF is*

$$F_{\text{SIR}_{\text{NC}|k}}^c(\beta, \bar{\lambda}_K, \bar{N}_K, \bar{B}_K, \bar{P}_K, \bar{S}_K; \gamma) = \sum_{m=0}^{N_k-1} \frac{\gamma^m}{m!} (-1)^m \left. \frac{\partial^m \mathcal{L}_{I/\cos^2 \theta_1}(s)}{\partial s^m} \right|_{s=\gamma}, \quad (14)$$

where $\mathcal{L}_{I/\cos^2 \theta}(s)$ is

$$\mathcal{L}_{I/\cos^2 \theta_1}(s) = \int_0^{2^{-\frac{B_k}{N_k-1}}} \frac{2^{B_k} (N_k - 1) x^{N_k-2} \sum_{i=1}^K \lambda_i \left(\frac{P_i S_i}{P_k S_k} \right)^{2/\beta}}{\sum_{i=1}^K \lambda_i \left(\frac{P_i S_i}{P_k S_k} \right)^{2/\beta} \left[1 + \mathcal{D}\left(\frac{s}{1-x} \left(\frac{S_k}{S_i} \right), \beta \right) \right]} dx, \quad (15)$$

with

$$\mathcal{D}(x, y) = \frac{2x}{y-2} {}_2F_1 \left(1, 1 - \frac{2}{y}, 2 - \frac{2}{y}, -x \right). \quad (16)$$

Proof. See Appendix A. □

Remark 1. Although we assume an open access policy in this paper, it is also possible to use a closed access policy. In this remark, we study how the SIR CCDF (14) changes when the k -th tier BSs use a closed access policy. Specifically, we assume the probability of a k -th tier BS being open access as $p_k < 1$, so that the density of the accessible k -th tier BSs is $p_k \lambda_k$. For

convenience of expression, we define $p_1 = \dots = p_{k-1} = p_{k+1} = \dots = p_K = 1$. Then, the PDF of the distance to the serving BS (13) is modified as

$$f_{\|\mathbf{d}_1^k\|, \text{closed}}(r) = 2\pi \sum_{i=1}^K p_i \lambda_i \left(\frac{P_i S_i}{P_k S_k} \right)^{2/\beta} r \exp \left(-\pi \sum_{i=1}^K p_i \lambda_i \left(\frac{P_i S_i}{P_k S_k} \right)^{2/\beta} r^2 \right). \quad (17)$$

Next, we calculate the SIR CCDF in the closed access case. The Laplace transform of the interference $\mathcal{L}_{I/\cos^2(\theta_1)}(s)$ in (15) is modified as

$$\begin{aligned} & \mathcal{L}_{I/\cos^2 \theta_1, \text{closed}}(s) \\ &= \mathbb{E}_{R, \cos^2 \theta_1} \left[\prod_{i=1}^K \exp \left(-\pi p_i \lambda_i \left(\frac{P_i S_i}{P_k S_k} \right)^{2/\beta} R^2 \mathcal{D} \left(\frac{s}{\cos^2 \theta_1} \left(\frac{S_k}{S_i} \right), \beta \right) \right) \right. \\ & \quad \left. \cdot \exp \left(-\pi (1 - p_k) \lambda_k R^2 \left(\frac{s}{\cos^2(\theta_1)} \right)^{2/\beta} \frac{2\pi}{\beta} \csc \left(\frac{2\pi}{\beta} \right) \right) \right] \\ &= \int_0^{2^{-\frac{B_k}{N_k-1}}} 2^{B_k} (N_k - 1) x^{N_k-2} \int_0^\infty f_{\|\mathbf{d}_1^k\|}(r) \cdot \\ & \quad \exp \left(-\pi \sum_{i=1}^K p_i \lambda_i \left(\frac{P_i S_i}{P_k S_k} \right)^{\frac{2}{\beta}} r^2 \mathcal{D} \left(\frac{s}{1-x} \left(\frac{S_k}{S_i} \right), \beta \right) \right) \cdot \\ & \quad \exp \left(-\pi (1 - p_k) \lambda_k r^2 \left(\frac{s}{1-x} \right)^{2/\beta} \frac{2\pi}{\beta} \csc \left(\frac{2\pi}{\beta} \right) \right) dr dx. \quad (18) \end{aligned}$$

Plugging (18) into (14) produces the SIR CCDF in the closed access case.

Next, we obtain the ergodic spectral efficiency. Before proceeding further, we introduce two useful lemmas. The first one is for characterizing the Laplace transform of the desired signal power as a function of the used feedback; the second one is for obtaining the ergodic spectral efficiency by using the Laplace transform of the desired signal and the interference.

Lemma 2. *Assume that the typical user is associated with the k -th tier BS. We denote $\mathbf{h}_{1,i}^k$ as the channel coefficient between the k -tier BS located at \mathbf{d}_i^k and the typical user. When using MRT with B_k feedback, the Laplace transform of the desired signal power is*

$$\mathbb{E} \left[e^{-s |(\mathbf{h}_{1,i}^k)^* \hat{\mathbf{h}}_{1,i}^k|^2} \right] = \left(\frac{1}{s+1} \right) \left(\frac{1}{1+s \left(1 - 2^{-\frac{B_k}{N_k-1}} \right)} \right)^{N_k-1}. \quad (19)$$

Proof. See Lemma 1 in [10]. □

Lemma 3. For the non-negative and independent random variables X and Y , we have

$$\mathbb{E} \left[\ln \left(1 + \frac{X}{Y+1} \right) \right] = \int_0^\infty \frac{e^{-z}}{z} (1 - \mathbb{E} [e^{-zX}]) \mathbb{E} [e^{-zY}] dz. \quad (20)$$

Proof. See Lemma 1 in [20] □

By exploiting Lemma 2 and 3, we derive the sum spectral efficiency in the following corollary.

Corollary 1. When the typical user is associated with a k -th tier BS, the ergodic spectral efficiency is

$$R_{\text{NC}|k}(\beta, \bar{\lambda}_K, \bar{N}_K, \bar{B}_K, \bar{P}_K, \bar{S}_K) = \log_2(e) \int_0^\infty \frac{1}{z} \left(1 - \left(\frac{1}{z+1} \right) \left(\frac{1}{1+z \left(1 - 2^{-\frac{B_k}{N_k-1}} \right)} \right)^{N_k-1} \right) \left(\frac{\sum_{i=1}^K \lambda_i \left(\frac{P_i S_i}{P_k S_k} \right)^{2/\beta}}{\sum_{i=1}^K \lambda_i \left(\frac{P_i S_i}{P_k S_k} \right)^{2/\beta} \left[1 + \mathcal{D} \left(z \left(\frac{S_k}{S_i} \right), \beta \right) \right]} \right) dz, \quad (21)$$

and $\mathcal{D}(x, y)$ is defined as (16).

Proof. In the proof of Theorem 1, we find the Laplace transform of the aggregated interference $\mathcal{L}_I(s)$. The Laplace transform of the desired signal power is obtained in Lemma 2. Plugging the obtained Laplace transforms into Lemma 3 completes the proof. □

B. Adaptive Feedback Partition in Non-Cooperative HetNets

We now determine $B_k, k \in \mathcal{K}$ to maximize the ergodic sum spectral efficiency defined as

$$R_\Sigma = \sum_{k=1}^K \lambda_k R_{\text{NC}|k}(\beta, \bar{\lambda}_K, \bar{N}_K, \bar{B}_K, \bar{P}_K, \bar{S}_K). \quad (22)$$

The sum spectral efficiency measures the average spectral efficiency provided in an unit area.

Unfortunately, directly maximizing (22) is not easy since the ergodic spectral efficiency $R_{\text{NC}|k}$ in (21) has a complicated integral form. For this reason, we rather maximize a lower bound on the sum spectral efficiency:

$$\begin{aligned} R_{\text{NC}|k}(\beta, \bar{\lambda}_K, \bar{N}_K, \bar{B}_K, \bar{P}_K, \bar{S}_K) &\geq R_{\text{NC,lb}|k}(\beta, \bar{\lambda}_K, \bar{N}_K, \bar{B}_K, \bar{P}_K, \bar{S}_K) \\ &= \log_2 \left(1 + \left(1 - 2^{-\frac{B_k}{N_k-1}} \right) \frac{\exp(\psi(N))}{\sum_{i=1}^K \mathbb{E}[I_i]} \right), \end{aligned} \quad (23)$$

where $\psi(\cdot)$ is the digamma function defined as

$$\psi(x) = \int_0^\infty \frac{e^{-t}}{t} - \frac{e^{-xt}}{1 - e^{-t}} dt \quad (24)$$

and the inequality follows from Corollary 1 of [10]. The mean interference of the i -th iter $\mathbb{E}[I_i]$ is calculated as follows

$$\begin{aligned} \mathbb{E}[I_i] &\stackrel{(a)}{=} \mathbb{E}_R \left[2\pi \lambda_i R^\beta \frac{P_i}{P_k} \int_{\left(\frac{P_i S_i}{P_k S_k}\right)^{1/\beta} R}^\infty r^{-\beta+1} dr \right] \\ &= \frac{2\lambda_i \left(\frac{P_i S_i}{P_k S_k}\right)^{2/\beta} \left(\frac{S_k}{S_i}\right)}{(\beta - 2) \sum_{i=1}^K \lambda_i \left(\frac{P_i S_i}{P_k S_k}\right)^{2/\beta}}, \end{aligned} \quad (25)$$

where (a) follows that each interference fading $|(\mathbf{h}_{1,j}^i)^* \mathbf{v}_j|^2$ is an exponential random variable with unit mean. By summing up from $i = 1$ to K , the following is obtained as

$$\sum_{i=1}^K \mathbb{E}[I_i] = \frac{2 \sum_{i=1}^K \lambda_i \left(\frac{P_i S_i}{P_k S_k}\right)^{2/\beta} \left(\frac{S_k}{S_i}\right)}{(\beta - 2) \sum_{i=1}^K \lambda_i \left(\frac{P_i S_i}{P_k S_k}\right)^{2/\beta}}. \quad (26)$$

For simplicity, we denote that $\sum_{i=1}^K \mathbb{E}[I_i] = I_{\text{mean}}$. Then a lower bound on the ergodic sum spectral efficiency is

$$R_{\Sigma, \text{lb}} = \sum_{k=1}^K \lambda_k R_{\text{NC, lb}|k}(\beta, \bar{\lambda}_K, \bar{N}_K, \bar{B}_K, \bar{P}_K, \bar{S}_K). \quad (27)$$

Leveraging (27), a feedback partition is obtained in the following proposition.

Proposition 1. *In the non-cooperative case, the feedback partition that maximizes the lower bound is*

$$(\tilde{B}_k^*)_{\text{NC}} = (N_k - 1) \log_2 \left(\frac{\exp(\psi(N)) \left(N_k - 1 - \frac{1}{\mu}\right)}{(N_k - 1) \left(\exp(\psi(N)) + \frac{2 \sum_{i=1}^K \lambda_i \left(\frac{P_i S_i}{P_k S_k}\right)^{2/\beta} \left(\frac{S_k}{S_i}\right)}{(\beta - 2) \sum_{i=1}^K \lambda_i \left(\frac{P_i S_i}{P_k S_k}\right)^{2/\beta}} \right)} \right). \quad (28)$$

The parameter $-1/\mu$ is the maximum value that satisfies

$$\sum_{k=1}^K \lambda_k (N_k - 1) \log_2 \left(\frac{\exp(\psi(N)) \left(N_k - 1 - \frac{1}{\mu}\right)}{(N_k - 1) \left(\exp(\psi(N)) + \frac{2 \sum_{i=1}^K \lambda_i \left(\frac{P_i S_i}{P_k S_k}\right)^{2/\beta} \left(\frac{S_k}{S_i}\right)}{(\beta - 2) \sum_{i=1}^K \lambda_i \left(\frac{P_i S_i}{P_k S_k}\right)^{2/\beta}} \right)} \right) \leq B_{\text{total}}, \quad (29)$$

where B_{total} is the total feedback constraint per unit area.

Proof. Using (27), we formulate the feedback partition problem as

$$\begin{aligned} & \underset{B_k \in \mathbb{Z}^+, k \in \{1, \dots, K\}}{\text{maximize}} \sum_{k=1}^K \lambda_k R_{\text{NC,lb}|k}(\beta, \bar{\lambda}_K, \bar{N}_K, \bar{B}_K, \bar{P}_K, \bar{S}_K), \\ & \text{subject to} \sum_{k=1}^K \lambda_k B_k \leq B_{\text{total}}. \end{aligned} \quad (30)$$

Avoiding integer programming, we relax the feasible field of a solution to \mathbb{R}^+ . Then the corresponding Lagrangian function is

$$L(\bar{B}_K, \mu) = \sum_{k=1}^K \lambda_k R_{\text{NC,lb}|k}(\beta, \bar{\lambda}_K, \bar{N}_K, \bar{B}_K, \bar{P}_K, \bar{S}_K) + \mu \left(\sum_{k=1}^K \lambda_k B_k - B_{\text{total}} \right). \quad (31)$$

According to the KKT condition, we have

$$\frac{\partial L(\bar{B}_K, \mu)}{\partial B_k} = \frac{\lambda_k 2^{-\frac{B_k}{N_k-1}} \exp(\psi(N))}{(N_k - 1) \left(I_{\text{mean}} + \left(1 - 2^{-\frac{B_k}{N_k-1}} \right) \exp(\psi(N)) \right)} + \lambda_k \mu, \quad (32)$$

$$\frac{\partial L(\bar{B}_K, \mu)}{\partial \mu} = \sum_{k=1}^K \lambda_k B_k - B_{\text{total}} = 0. \quad (33)$$

Solving the first condition (32), we have

$$(\tilde{B}_k^*)_{\text{NC}} = (N_k - 1) \log_2 \left(\frac{\exp(\psi(N)) \left(N_k - 1 - \frac{1}{\mu} \right)}{(N_k - 1) \left(\exp(\psi(N)) + \frac{2 \sum_{i=1}^K \lambda_i \left(\frac{P_i S_i}{P_k S_k} \right)^{2/\beta} \left(\frac{S_k}{S_i} \right)}{(\beta-2) \sum_{i=1}^K \lambda_i \left(\frac{P_i S_i}{P_k S_k} \right)^{2/\beta}} \right)} \right). \quad (34)$$

The parameter $-1/\mu$ is determined as the maximum value that satisfies

$$\sum_{k=1}^K \lambda_k (N_k - 1) \log_2 \left(\frac{\exp(\psi(N)) \left(N_k - 1 - \frac{1}{\mu} \right)}{(N_k - 1) \left(\exp(\psi(N)) + \frac{2 \sum_{i=1}^K \lambda_i \left(\frac{P_i S_i}{P_k S_k} \right)^{2/\beta} \left(\frac{S_k}{S_i} \right)}{(\beta-2) \sum_{i=1}^K \lambda_i \left(\frac{P_i S_i}{P_k S_k} \right)^{2/\beta}} \right)} \right) \leq B_{\text{total}}. \quad (35)$$

This completes the proof. \square

Remark 2. Since the feedback has an positive integer value in practice, we have to perform further processes to the relaxed solution $(\tilde{B}_k^*)_{\text{NC}}$. We introduce two possible methods. First, we can use the round function $\lfloor (\tilde{B}_k^*)_{\text{NC}} \rfloor$. With the round function, it is possible that $\sum_{k=1}^K \lambda_k \lfloor (\tilde{B}_k^*)_{\text{NC}} \rfloor \geq B_{\text{total}}$, therefore the manual feedback adjustment is necessary after applying the round function. Second, we can iteratively add a feedback bit to each tier. For example, starting with the floored solution, we iteratively find which tier is the best choice for adding a

remaining feedback bit by computing the sum ergodic spectral efficiency. Subsequently, we add a feedback bit to the selected tier. We repeat this until the used feedback equals to B_{total} . More detail processes for supplementing the floor function are described in Remark 3 and 4 of [21]. Due to space limitation we do not explore these methods in this paper.

Remark 3. We observe that Proposition 1 is a water-filling type solution where $-1/\mu$ determines the water level. As in a conventional water-filling method, $-1/\mu$ can be found by an iterative algorithm. Moreover, the iterative algorithm does not have to be performed frequently since Proposition 1 only depends on the system parameters that do not change often, for example the number of antennas N_k , the transmit power P_k , the biasing factor S_k , the density λ_k , and the path-loss exponent β . In particular, Proposition 1 does not change depending on instantaneous SIR, so that the complexity required for Proposition 1 is low.

Remark 4. When there is no biased association, i.e., $S_i = 1$ for $i \in \mathcal{K}$, the proposed strategy becomes

$$(\tilde{B}_k^*)_{\text{NC}} = (N_k - 1) \log_2 \left(\frac{\exp(\psi(N)) \left(N_k - 1 - \frac{1}{\mu} \right)}{(N_k - 1) \left(\exp(\psi(N)) + \frac{2}{\beta - 2} \right)} \right), \quad (36)$$

which is a function of the number of antennas N_k and the path-loss exponent β . This result matches with [13], which showed that when there is no biased association in a single antenna K -tier HetNet, the spectral efficiency is only a function of the path-loss exponent β .

Remark 5. In the proposed feedback partition strategy (28), we observe that the feedback for single-user MRT in a particular tier is useful only if the corresponding mean interference I_{mean} is small enough. Specifically, recalling (26), $(\tilde{B}_k^*)_{\text{NC}} \geq 1$ only if

$$\exp(\psi(N_k)) \left(\frac{(N_k - 1 - \frac{1}{\mu}) 2^{-\frac{1}{N_k - 1}}}{N_k - 1} - 1 \right) \geq I_{\text{mean}}. \quad (37)$$

Since $-1/\mu$ is proportional to B_{total} , if the amount of mean interference is too large compared to B_{total} , it is beneficial not to allocate the feedback to the corresponding tier. As the mean interference increases, the SIR becomes low and this makes the spectral efficiency improved marginally by using the feedback. For this reason, saving the feedback of the corresponding tier for other tiers is more beneficial.

IV. COOPERATIVE CASE

In the previous section, if a particular tier's user experiences a large amount of interference, single-user MRT based on the limited feedback is not useful to improve the spectral efficiency. In this case, we can use the feedback information to mitigate the other BS interference through multi-cell coordination. In this section, we analyze the performance of BS coordination in a HetNet and propose a feedback partition by leveraging the derived expressions.

A. Performance Characterization

In the performance characterization of the cooperative case, a challenging part is obtaining the distribution of the distance to the BS at \mathbf{d}_{i_L} (the PDF of $\|\mathbf{d}_{i_L}\|$). This indicates the distance of the BS located furthest from the typical user in the coordination set \mathcal{C} . It is important because it determines a boundary between the intra-cluster interference and the out-of-cluster interference, which is necessary for the feedback allocation. The main source of the difficulty is that each tier uses a different transmit power and biasing factor, so that the intensity measure of aggregated signal power of each tier has different features. Due to this heterogeneity, ordering the BSs according to their biased power across the tiers is complicated. To resolve this, we first derive the following lemma that transforms a K -tier HetNet to a statistically equivalent single-tier network.

Lemma 4 (Transformation lemma). *Consider the ℓ -th tier network for $\ell \in \mathcal{K}$ denoted as $\Phi_\ell^M = \{\mathbf{d}_i^\ell, P_\ell, S_\ell, i \in \mathbb{N}\}$ with density λ_ℓ . The intensity measure of biased signal power of Φ_ℓ^M received by the typical user, i.e., $P_\ell S_\ell \|\mathbf{d}_i^\ell\|^{-\beta}$, is statistically equivalent to that of $\Phi_{\ell \rightarrow k}^M = \{\mathbf{d}_i^{\ell \rightarrow k}, P_k, S_k, i \in \mathbb{N}\}$ with density $\tilde{\lambda}_\ell$, provided that the density $\tilde{\lambda}_\ell$ is scaled to*

$$\tilde{\lambda}_\ell = \lambda_\ell \left(\frac{P_\ell S_\ell}{P_k S_k} \right)^{\frac{2}{\beta}}. \quad (38)$$

Proof. By the displacement theorem [14], the intensity measure of biased signal power of Φ_ℓ^M experienced by the typical user is

$$\begin{aligned} \Lambda_\ell((0, t]) &= \mathbb{E} \left[\sum_{\mathbf{d}_i^\ell \in \Phi_\ell^M} \mathbf{1} \left(\frac{\|\mathbf{d}_i^\ell\|^\beta}{P_\ell S_\ell} < t \right) \right] \\ &\stackrel{(a)}{=} 2\pi \lambda_\ell \int_0^{(P_\ell S_\ell t)^{\frac{1}{\beta}}} r dr \\ &= \pi \lambda_\ell (P_\ell S_\ell)^{2/\beta} t^{2/\beta} \end{aligned} \quad (39)$$

where (a) follows Campbell's theorem [14]. Similarly, the intensity measure of biased signal power of $\Phi_{\ell \rightarrow k}^M$ is

$$\Lambda_{\ell \rightarrow k}((0, t]) = \pi \tilde{\lambda}_\ell (P_k S_k)^{2/\beta} t^{2/\beta}. \quad (40)$$

For this reason, if $\tilde{\lambda}_\ell = \lambda_\ell \left(\frac{P_\ell S_\ell}{P_k S_k} \right)^{\frac{2}{\beta}}$, the two biased signal power becomes equivalent. This completes the proof. \square

The implication of Lemma 4 is that by rescaling each density as $\tilde{\lambda}_\ell = \lambda_\ell \left(\frac{P_\ell S_\ell}{P_k S_k} \right)^{\frac{2}{\beta}}$ for $\ell \in \mathcal{K}$, a K -tier HetNet can be transformed to a statistically equivalent network where the transmit power and the biasing factor are same as P_k and S_k . Leveraging this, we obtain the PDF of $\|\mathbf{d}_{i_L}\|$ in the following lemma.

Lemma 5. *Assume that the furthest BS of the coordination set \mathcal{C} belongs to the k -th tier, i.e., $\pi(i_L) = k$. Then the PDF of the distance $\|\mathbf{d}_{i_L}\|$ is*

$$f_{\|\mathbf{d}_{i_L}\|}(r) = \frac{2 \left(\pi \sum_{i=1}^K \lambda_i \left(\frac{P_i S_i}{P_k S_k} \right)^{2/\beta} r^2 \right)^L}{r \Gamma(L)} \exp \left(-\pi \sum_{i=1}^K \lambda_i \left(\frac{P_i S_i}{P_k S_k} \right)^{2/\beta} r^2 \right). \quad (41)$$

Proof. We first transform a K -tier HetNet to a single-tier network whose transmit power and biasing factor are equal to P_k and S_k . By exploiting Lemma 4, we rescale the density as $\lambda_\ell \left((P_\ell S_\ell) / (P_k S_k) \right)^{2/\beta}$. By doing this, we transform the ℓ -th tier network to $\Phi_{\ell \rightarrow k}^M = \{\mathbf{d}_i^{\ell \rightarrow k}, P_k, S_k, i \in \mathbb{N}\}$ with density $\lambda_\ell \left((P_\ell S_\ell) / (P_k S_k) \right)^{2/\beta}$. Note that the original ℓ -th tier network Φ_ℓ^M and the transformed ℓ -th tier network $\Phi_{\ell \rightarrow k}^M$ are statistically equivalent as shown in Lemma 4. Then, by the superposition theorem [14], the aggregated network $\sum_{\ell \in \mathcal{K}} \Phi_{\ell \rightarrow k}^M$ is a homogeneous network with transmit power P_k , biasing factor S_k , and density $\sum_{i=1}^K \lambda_i \left(\frac{P_i S_i}{P_k S_k} \right)^{2/\beta}$. Since $\sum_{\ell \in \mathcal{K}} \Phi_{\ell \rightarrow k}^M$ is a homogeneous network, we can use the conventional PDF of the distance presented in [22]. In a homogeneous PPP with density λ , the PDF of the L -th closest point to the origin is

$$f(r) = \frac{2(\lambda \pi r^2)^L}{r \Gamma(L)} e^{-\lambda \pi r^2}. \quad (42)$$

Plugging $\sum_{i=1}^K \lambda_i \left(\frac{P_i S_i}{P_k S_k} \right)^{2/\beta}$ into λ completes the proof. \square

Remark 6. When $L = 1$, i.e., the non-cooperative case, the obtained PDF in Lemma 5 boils down to (13), which describes the PDF of the closest BS conditioned on that the typical user is associated with the k -th tier BS. This implies that our transformation lemma can be applied to characterize a general distance distribution in a K -tier HetNet.

Next, we define the intra-cluster BS geometry parameter $\delta_{1,\ell}$, $\ell \in \{2, \dots, L\}$ to characterize the relative intra-cluster interference power. We define the geometric parameter $\delta_{1,\ell}$ as the ratio between the path-loss of the home BS and the ℓ -th closest BS for $\ell \in \{2, \dots, L\}$, i.e., $\delta_{1,\ell} = \left(P_{\pi(i_\ell)} \|\mathbf{d}_{i_\ell}\|^{-\beta} \right) / \left(P_{\pi(i_1)} \|\mathbf{d}_{i_1}\|^{-\beta} \right)$. We note that the geometric parameter $\delta_{1,\ell}$ is originally introduced in [23], and is generalized for HetNets in our work. As explained in [23], $\delta_{1,\ell}$ measures the relative intra-cluster interference power coming from \mathbf{d}_{i_ℓ} , so that a large value of $\delta_{1,\ell}$ means large amount of intra-cluster interference. When each biasing factor is same, i.e., $S_1 = \dots = S_K$, $\delta_{1,\ell_1} > \delta_{1,\ell_2}$ if $\ell_1 < \ell_2$ by the definition. For general biasing factors, however, this is not necessarily guaranteed. We denote a set of the geometric parameters as $\bar{\delta}_{1,L} = \{\delta_{1,2}, \dots, \delta_{1,L}\}$, and analyze the performance of the cooperative case under the assumption that the relative intra-cluster interference power is fixed, while out-of-cluster interference is random as in [23].

By using Lemma 5 and the intra-cluster BS geometry, we derive the following theorem that presents the SIR CCDF of the cooperative case.

Theorem 2. *Assume that $\bar{\delta}_{1,L}$, \bar{B}_L is given, and also $\pi(i_1) = m$, $\pi(i_L) = k$. Then, the conditioned SIR CCDF of a K -tier HetNet in the cooperative case is*

$$F_{\text{SIR}_C^m}^c(\beta, \bar{\lambda}_K, \bar{N}_K, \bar{B}_L, \bar{P}_K, \bar{S}_K, \bar{\delta}_{1,L}; \gamma) = \prod_{i_\ell \in \mathcal{C} \setminus i_1} \left(\frac{1}{1 + \gamma \delta_{1,\ell} 2^{-\frac{B_{i_\ell}}{L-1}}} \right) \left(\frac{\sum_{i=1}^K \lambda_i \left(\frac{P_i S_i}{P_k S_k} \right)^{2/\beta}}{\sum_{i=1}^K \lambda_i \left(\frac{P_i S_i}{P_k S_k} \right)^{2/\beta} \left[1 + \mathcal{D} \left(\gamma \delta_{1,L} \cdot \left(\frac{S_k}{S_i} \right), \beta \right) \right]} \right)^L, \quad (43)$$

where

$$\mathcal{D}(x, y) = \frac{2x}{y-2} {}_2F_1 \left(1, 1 - \frac{2}{y}, 2 - \frac{2}{y}, -x \right), \quad (44)$$

with ${}_2F_1(\cdot, \cdot, \cdot, \cdot)$ is the Gaussian hypergeometric function.

Proof. See Appendix B. □

We summarize the conditions presented in Theorem 2. The SIR CCDF is derived under the conditions that (i) $\pi(i_1)$ is fixed as m , (ii) $\pi(i_L)$ is fixed as k , and (iii) $\bar{\delta}_{1,L}$ is fixed, so that the relative intra-cluster interference power is given. Now the ergodic spectral efficiency is derived as an integral form in Corollary 2.

Corollary 2. Assume that $\bar{\delta}_{1,L}$, \bar{B}_L is given and $\pi(i_L) = k$. Then, the ergodic spectral efficiency of a K -tier HetNet in the cooperative case is

$$R_C^m(\beta, \bar{\lambda}_K, \bar{N}_K, \bar{B}_L, \bar{P}_K, \bar{S}_K, \bar{\delta}_{1,L}) = \log_2(e) \int_0^\infty \frac{1}{1+z} \prod_{i_\ell \in \mathcal{C} \setminus i_1} \left(\frac{1}{1 + z \delta_{1,\ell} 2^{-\frac{B_{i_\ell}}{L-1}}} \right) \left(\frac{\sum_{i=1}^K \lambda_i \left(\frac{P_i S_i}{P_k S_k} \right)^{2/\beta}}{\sum_{i=1}^K \lambda_i \left(\frac{P_i S_i}{P_k S_k} \right)^{2/\beta} \left[1 + \mathcal{D} \left(z \delta_{1,L} \cdot \left(\frac{S_k}{S_i} \right), \beta \right) \right]} \right)^L dz, \quad (45)$$

where $\mathcal{D}(x, y)$ is defined as (44).

Proof. From Theorem 2, we get the Laplace transform of the intra-cluster and the out-of-cluster interference. Plugging them into Lemma 3 completes the proof. \square

B. Adaptive Feedback Partition in Cooperative HetNets

Now we determine B_{i_ℓ} for $\ell \in \{2, \dots, L\}$ to maximize the ergodic spectral efficiency (45).

Proposition 2. In the cooperative case, the feedback partition that maximizes the ergodic spectral efficiency $R_C^m(\beta, \bar{\lambda}_K, \bar{N}_K, \bar{B}_L, \bar{P}_K, \bar{S}_K, \bar{\delta}_{1,L})$ is

$$(B_{i_\ell}^*)_C = \frac{B_{\text{total}}}{L-1} + (L-1) \log_2 \left(\frac{\delta_{1,\ell}}{\left(\prod_{\ell=2}^L \delta_{1,\ell} \right)^{\frac{1}{L-1}}} \right). \quad (46)$$

We refer Remark 2 to make $(B_{i_\ell}^*)_C$ be a positive integer.

Proof. We first formulate the optimization problem for maximizing the SIR CCDF (43). Since the Laplace transform of the out-of-cluster interference is independent to the feedback, we can treat this as a constant and omit it in the problem. Then the problem is

$$\begin{aligned} & \underset{B_{i_\ell} \in \mathbb{Z}^+, \ell \in \{2, \dots, L\}}{\text{maximize}} \quad \prod_{i_\ell \in \mathcal{C} \setminus i_1} \left(\frac{1}{1 + \gamma \delta_{1,\ell} 2^{-\frac{B_{i_\ell}}{L-1}}} \right), \\ & \text{subject to} \quad \sum_{\ell=2}^L B_{i_\ell} \leq B_{\text{total}}. \end{aligned} \quad (47)$$

Since (47) is integer programming which is hard to solve, we first relax the feasible field of B_ℓ to \mathbb{R}^+ and apply the floor function to the solution later. We rewrite (47) as

$$\begin{aligned} & \underset{B_{i_\ell} \in \mathbb{R}^+, \ell \in \{2, \dots, L\}}{\text{minimize}} \quad \sum_{\ell=2}^L \ln \left(1 + \gamma \delta_{1,\ell} 2^{-\frac{B_{i_\ell}}{L-1}} \right), \\ & \text{subject to} \quad \sum_{\ell=2}^L B_{i_\ell} \leq B_{\text{total}}. \end{aligned} \quad (48)$$

Since the function $f(B) = \ln(1 + C2^{-\frac{B}{L-1}})$ is monotonically increasing function and convex for any positive C , we apply a convex optimization technique to solve (48). At first, the corresponding Lagrangian function of the objective function in (48) is

$$L(\bar{B}_L, \mu) = \sum_{\ell=2}^L \ln \left(1 + \gamma \delta_{1,\ell} 2^{-\frac{B_{i_\ell}}{L-1}} \right) + \mu \left(\sum_{\ell=2}^L B_{i_\ell} - B_{\text{total}} \right), \quad (49)$$

where μ denotes the Lagrangian multiplier. Solving the KKT conditions for (49) leads to

$$(B_{i_\ell}^*)_C = \frac{B_{\text{total}}}{L-1} + (L-1) \log_2 \left(\frac{\delta_{1,\ell}}{\left(\prod_{\ell=2}^L \delta_{1,\ell} \right)^{\frac{1}{L-1}}} \right). \quad (50)$$

Since the obtained feedback partition (50) is not a function of a specific threshold γ , this is optimal for any threshold, which means it is optimal for maximizing the ergodic spectral efficiency $R_C^m(\beta, \bar{\lambda}_K, \bar{N}_K, \bar{B}_L, \bar{P}_K, \bar{S}_K, \bar{\delta}_{1,L})$. This completes the proof. \square

Remark 7. Proposition 2 implies that the feedback is allocated proportional to the intra-cluster interference power, i.e., $B_{i_\ell} \propto \delta_{1,\ell}$. Note that this is similar to the previous results [3], [8], in which adaptive feedback allocation is proposed in a homogeneous cooperative network for minimizing the rate gap to perfect CSIT case. To use the prior work [3], [8], however, not only the relative intra-cluster BS power but also the exact instantaneous SINR should be obtained. On the contrary, Proposition 2 only depends on relative intra-cluster BS power while it does not change depending on instantaneous SIR.

C. A General Number of Antennas Case

In this subsection, we study feedback allocation in a general number of antennas case, where different tier BSs use different number of antennas. The intra-cluster BSs are equipped with $N_{\pi(i_1)}, \dots, N_{\pi(i_L)}$ antennas, where $N_{\pi(i_\ell)} \geq L$, $\ell \in \{1, \dots, L\}$. Using the additional antennas, we use coordinated beamforming, which mitigates the intra-cluster interference and also increases

the desired signal power. Specifically, the beamforming vector \mathbf{v}_{i_1} ($\|\mathbf{v}_{i_1}\| = 1$) used in the BS \mathbf{d}_{i_1} is designed by solving the following optimization problem. We denote that $\mathbf{h}_{\ell, i_1} \in \mathbb{C}^{N_{\pi(i_1)}}$ is a channel vector from the BS at \mathbf{d}_{i_1} to the intra-cluster user associated with the BS at \mathbf{d}_{i_ℓ} .

$$\begin{aligned} & \text{maximize } |(\mathbf{h}_{1, i_1})^* \mathbf{v}_{i_1}|^2, \\ & \text{subject to } (\mathbf{h}_{\ell, i_1})^* \mathbf{v}_{i_1} = 0, \ell \in \mathcal{C} \setminus 1. \end{aligned} \quad (51)$$

The solution of (51) always exists when $N_{\pi(i_1)} \geq L$. The other beamforming vector \mathbf{v}_{i_ℓ} where $\ell \in \{2, \dots, L\}$ can be designed in the similar way.

Due to limited feedback, the quantized channel $\tilde{\mathbf{h}}_{\ell, i_1}$ is used in (51) instead of perfect channel \mathbf{h}_{ℓ, i_1} , whose accuracy is determined by the feedback amount. Now we propose a heuristic feedback design method applicable in the general number of antennas case. Note that $B_{i_1} > 0$ in the general number of antennas case while we suppose $B_{i_1} = 0$ in our previous assumption. First, we assume that $\tilde{B}_{\text{total}} = B_{\text{total}} - B_{i_1} = \sum_{\ell=2}^L B_{i_\ell}$ is given. Then, the feedback B_{i_2}, \dots, B_{i_L} can be determined by solving the following problem, which is modified from the optimization problem (48)

$$\begin{aligned} & \text{minimize}_{B_{i_\ell} \in \mathbb{R}^+, \ell \in \{2, \dots, L\}} \sum_{\ell=2}^L \ln \left(1 + \gamma \delta_{1, \ell} 2^{-\frac{B_{i_\ell}}{N_{\pi(i_\ell)} - 1}} \right), \\ & \text{subject to } \sum_{\ell=2}^L B_{i_\ell} \leq \tilde{B}_{\text{total}}. \end{aligned} \quad (52)$$

The corresponding Lagrangian function is

$$L(\bar{B}_{\text{other}}, \mu) = \sum_{\ell=2}^L \ln \left(1 + \gamma \delta_{1, \ell} 2^{-\frac{B_{i_\ell}}{N_{\pi(i_\ell)} - 1}} \right) + \mu \left(\sum_{\ell=2}^L B_{i_\ell} - \tilde{B}_{\text{total}} \right). \quad (53)$$

By the KKT condition, we have

$$\frac{\gamma \delta_{1, \ell} \ln(2)}{\left(\gamma \delta_{1, \ell} + 2^{\frac{B_{i_\ell}}{N_{\pi(i_\ell)} - 1}} \right) (N_{\pi(i_\ell)} - 1)} = \mu \quad (54)$$

and $\sum_{\ell=2}^L B_{i_\ell} = \tilde{B}_{\text{total}}$. Solving (54), we have

$$(B_{i_\ell}^*)_{C, \text{gen}} = (N_{\pi(i_\ell)} - 1) \log_2(\gamma \delta_{1, \ell}) + (N_{\pi(i_\ell)} - 1) \log_2 \left(\frac{\ln(2)}{\mu (N_{\pi(i_\ell)} - 1)} - 1 \right). \quad (55)$$

The parameter μ is determined as the minimum value that satisfies $\sum_{\ell=2}^L B_{i_\ell}^* \leq \tilde{B}_{\text{total}}$. Note from (55) is that the SIR threshold γ remains in the solution. In the previous case, the parameter γ vanishes during the optimization process, so that the solution (50) is optimal for all the SIR

threshold. This implies that the solution (50) is also optimal for the ergodic spectral efficiency. On the contrary, in the general number of antennas case, the obtained solution (55) is optimal for a particular SIR threshold, not for the ergodic spectral efficiency. It might be more straightforward to directly optimize the ergodic spectral efficiency (45). Unfortunately, this is infeasible since the ergodic spectral efficiency is an complicated integral form as shown in (45). As an alternative, we select an appropriate value of γ by using simulations. For example, with (55), we examine various values of γ and then select a proper value of γ that provides the maximum ergodic spectral efficiency.

The next step is determining B_{i_1} . We use a line search method relying on simulations. Specifically, we first assume $B_{i_1} = 0$. Then, we allocate feedback B_{i_2}, \dots, B_{i_L} using (55). Then we iterate this process by increasing B_{i_1} . After searching over a whole region, i.e., $0 \leq B_{i_1} \leq B_{\text{total}}$, we select $B_{i_1}^*$ that provides the maximum ergodic spectral efficiency. We summarize the whole feedback design procedure in the following proposition.

Proposition 3. *Assume the general number of antennas case, where the intra-cluster BSs have different number of antennas $N_{\pi(i_1)}, \dots, N_{\pi(i_L)}$. Then, a heuristic way to allocate feedback is as follows.*

- 1) Assume $B_{i_1} = 0$.
- 2) With $\tilde{B}_{\text{total}} = B_{\text{total}} - B_{i_1}$, allocate feedback by using (55). The parameter γ is selected so as to provide the maximum ergodic spectral efficiency.
- 3) Iterate 1) and 2) by increasing B_{i_1} until $B_{i_1} \leq B_{\text{total}}$.
- 4) Select $B_{i_1}^*, \dots, B_{i_L}^*$ that provides the maximum ergodic spectral efficiency.

We will evaluate Proposition 3 in the later section.

D. A Single-Tier Case

In this subsection, we consider a case where $|\mathcal{K}| = 1$, i.e., when coordination is applied in a single-tier network. For ease of understanding, we enumerate the features of the single-tier case as follows. First, the coordination set $\mathcal{C} = \{i_1, \dots, i_L\}$ boils down to $\mathcal{C} = \{1, \dots, L\}$. Specifically, the typical user is connected to the L closest BSs located at $\mathbf{d}_1, \dots, \mathbf{d}_L$ since in a single-tier network, the L BSs whose biased signal powers are strongest is the same as the L closest BSs to the typical user. Second, $\delta_{1,\ell}$ simplifies to $\|\mathbf{d}_\ell\|^{-\beta} / \|\mathbf{d}_1\|^{-\beta}$ since all the BSs use the same transmit power. Third, the biasing factor is neglected since it is only useful in a HetNet scenario.

We note that Proposition 2 is general for the number of the tiers $|\mathcal{K}|$, whereby it is applied without any modification for a case of a single-tier network, i.e., $|\mathcal{K}| = 1$. In this single-tier network, we present an approximate feedback partition that does not need $\bar{\delta}_{1,L}$.

Proposition 4. *Assume $|\mathcal{K}| = 1$ and the intra-cluster geometry $\bar{\delta}_{1,L}$ is unknown. In that case, an approximate feedback partition as an alternative of (46) is*

$$(\tilde{B}_\ell^*)_C = \frac{B_{\text{total}}}{L-1} - \frac{\beta(L-1)}{2 \ln 2} H_{\ell-1} + \frac{\beta}{2 \ln 2} \sum_{\ell=2}^L H_{\ell-1}, \quad (56)$$

where H_ℓ is the ℓ -th harmonic number defined as $H_\ell = \sum_{i=1}^{\ell} \frac{1}{i}$.

Proof. If $\bar{\delta}_{1,L}$ is unknown, a possible alternative is taking the expectation to (46) with regard to $\bar{\delta}_{1,L}$. To calculate this, we use the probability density function (PDF) of $\frac{\|\mathbf{d}_1\|}{\|\mathbf{d}_\ell\|}$, presented in Lemma 1 of [23] as

$$f_{\frac{\|\mathbf{d}_1\|}{\|\mathbf{d}_\ell\|}}(x) = 2(\ell-1)x(1-x^2)^{\ell-2}. \quad (57)$$

Since $\delta_{1,\ell} = \left(\frac{\|\mathbf{d}_1\|}{\|\mathbf{d}_\ell\|}\right)^\beta$, we compute the following by exploiting (57).

$$\begin{aligned} \mathbb{E}[(B_\ell^*)_C] &= (\tilde{B}_\ell^*)_C \\ &= \frac{B_{\text{total}}}{L-1} + \beta(L-1)\mathbb{E}\left[\log_2(\delta_{1,\ell})^{\frac{1}{\beta}}\right] - \beta \sum_{\ell=2}^L \mathbb{E}\left[\log_2(\delta_{1,\ell})^{\frac{1}{\beta}}\right] \\ &\stackrel{(a)}{=} \frac{B_{\text{total}}}{L-1} - \frac{\beta(L-1)}{2 \ln 2} H_{\ell-1} + \frac{\beta}{2 \ln 2} \sum_{\ell=2}^L H_{\ell-1}, \end{aligned} \quad (58)$$

where (a) follows that $\mathbb{E}\left[\log_2\left(\frac{\|\mathbf{d}_1\|}{\|\mathbf{d}_\ell\|}\right)\right] = -\frac{1}{2 \ln 2} H_\ell$ with $H_\ell = \frac{1}{1} + \frac{1}{2} + \dots + \frac{1}{\ell}$. Since $\sum_{\ell=2}^L (\tilde{B}_\ell^*)_C = B_{\text{total}}$, (56) is a feasible feedback partition. This completes the proof. \square

Remark 8. The feedback partition in Proposition 4 is only a function of the path-loss exponent β and the index of the intra-cluster BS ℓ , so that no instantaneous SIR is needed to be measured. Similar to Proposition 2, Proposition 4 also implies that allocating more feedback to closer intra-cluster BSs is beneficial since $(\tilde{B}_{\ell_1}^*)_C \geq (\tilde{B}_{\ell_2}^*)_C$ if $\ell_1 < \ell_2$.

Now we investigate the relationship between the effective BS coordination set size and the total feedback B_{total} . This is important because if the cluster size is too large compared to the total feedback B_{total} , some intra-cluster BSs (particularly far BSs) are not allocated enough feedback. Those BSs only increase overheads associated with channel estimation, and are not

helpful in mitigating the interference due to the lack of the feedback. Unfortunately, this is hard to be analyzed because the existing feedback partition is a function of particular intra-cluster BS power, so that a general relationship cannot be extracted. To resolve this, we use Proposition 4, which is independent to particular intra-cluster BS power. As a stepping stone to reveal the relationship, we first define the effective cluster size L_{eff} as the BS's index that satisfies

$$(\tilde{B}_{L_{\text{eff}}}^*)_C \leq 1, \quad (59)$$

which means that the BS's index whose allocated feedback is less than 1. Recalling that Proposition 4 gives fewer feedback to a further BS, the ℓ -th closest BS for $\ell > L_{\text{eff}}$ also has less than 1-bit feedback. For this reason, increasing the cluster size over L_{eff} does not provide spectral efficiency gain. In the following corollary, with Proposition 4, we investigate the scaling behavior of L_{eff} depending on the total feedback B_{total} and the path-loss exponent β

Corollary 3. *Assume that Proposition 4 is used. Under this assumption, if the total feedback B_{total} is large enough, the effective cluster size L_{eff} in Proposition 4 is*

$$\begin{aligned} L_{\text{eff}} &\geq \frac{\ln 2}{\beta} \sqrt{\frac{2\beta}{\ln 2} B_{\text{total}} + 1} - \frac{\ln 2}{\beta} + 1 \\ &\gtrsim \frac{\sqrt{B_{\text{total}}}}{\sqrt{\beta}}. \end{aligned} \quad (60)$$

Proof. Since the effective cluster size satisfies (59), we have

$$\begin{aligned} &(\tilde{B}_{L_{\text{eff}}}^*)_C \leq 1 \\ \Leftrightarrow &\frac{B_{\text{total}}}{L_{\text{eff}} - 1} - \frac{\beta(L_{\text{eff}} - 1)}{2 \ln 2} H_{L_{\text{eff}}-1} + \frac{\beta}{2 \ln 2} \sum_{\ell=2}^{L_{\text{eff}}} H_{\ell-1} \leq 1. \end{aligned} \quad (61)$$

The harmonic number H_ℓ is tightly approximated as $H_\ell \simeq \gamma_{\text{Euler}} + \ln \ell$, where γ_{Euler} is the Euler-Mascheroni constant. With this approximation, (61) is

$$\frac{B_{\text{total}}}{L_{\text{eff}} - 1} - \frac{\beta(L_{\text{eff}} - 1)}{2 \ln 2} (\gamma_{\text{Euler}} + \ln(L_{\text{eff}} - 1)) + \frac{\beta}{2 \ln 2} \sum_{\ell=2}^{L_{\text{eff}}} (\gamma_{\text{Euler}} + \ln(\ell - 1)) \leq 1 \quad (62)$$

$$\Leftrightarrow \frac{B_{\text{total}}}{L_{\text{eff}} - 1} - 1 \leq \frac{\beta}{2 \ln 2} \ln \left(\frac{(L_{\text{eff}} - 1)^{(L_{\text{eff}}-1)}}{(L_{\text{eff}} - 1)!} \right). \quad (63)$$

By using the Stirling's approximation, we have

$$\ln(L_{\text{eff}} - 1)^{(L_{\text{eff}}-1)} - \ln((L_{\text{eff}} - 1)!) + O(\ln(L_{\text{eff}} - 1)) = L_{\text{eff}} - 1, \quad (64)$$

where $O(\cdot)$ is defined as follows: $f(x) = O(g(x))$ as $x \rightarrow a$ if and only if $\limsup_{x \rightarrow a} |f(x)/g(x)| < \infty$. If B_{total} is large enough, the approximation is tight. Then (62) is

$$0 \leq \frac{\beta}{2 \ln 2} (L_{\text{eff}} - 1)^2 + (L_{\text{eff}} - 1) - B_{\text{total}}. \quad (65)$$

Solving the quadratic equation, L_{eff} is

$$L_{\text{eff}} \geq \frac{\ln 2}{\beta} \sqrt{\frac{2\beta}{\ln 2} B_{\text{total}} + 1} - \frac{\ln 2}{\beta} + 1. \quad (66)$$

For large enough B_{total} , (66) is further approximated as

$$L_{\text{eff}} \gtrsim \sqrt{2 \ln 2} \frac{\sqrt{B_{\text{total}}}}{\sqrt{\beta}} \geq \frac{\sqrt{B_{\text{total}}}}{\sqrt{\beta}}. \quad (67)$$

This completes the proof. \square

Remark 9. A major finding in Corollary 3 is that the effective cluster size L_{eff} scales with the square root of the total feedback B_{total} , and inversely with the square root of the path-loss exponent β . This provides a system guideline on how to determine L_{eff} depending on B_{total} and β . The intuition of the former relationship ($L_{\text{eff}} \propto \sqrt{B_{\text{total}}}$) is natural since the larger effective cluster size is supported as the total feedback increases. The rationale of the latter relationship ($L_{\text{eff}} \propto \frac{1}{\sqrt{\beta}}$) is as follows. When the path-loss exponent increases, the interference power coming from far BSs decays fast, so that there is no need to allocate feedback to those BSs. This shrinks the effective cluster size.

V. SIMULATION RESULTS

In this section, we provide simulation results to show the spectral efficiency improvement by using our feedback partitions presented in Proposition 1, 2, and 4.

First, we assume the non-cooperative case. The area spectral efficiency comparison between Proposition 1 and the baseline method is depicted in Fig. 1. We note that the area spectral efficiency in Fig. 1 is generated by using an exact expression (21), not a lower bound (23). The baseline method is the per-tier equal partition, where the feedback of the k -tier is determined as $B_k = B_{\text{total}}/K/\lambda_k$, so that the feedback consumed in each tier is same each other, i.e., $\lambda_1 B_1 = \dots = \lambda_K B_K = B_{\text{total}}/K$. The other system parameters assumed in the simulations are described in the caption of Fig. 1. The main difference between Fig. 1-(a) and (b) is the densities, where Fig. 1-(b) assumes more dense HetNets. As shown in Fig. 1, Proposition 1 increases the area spectral efficiency by 11.3% in Fig. 1-(a) and by 12% in Fig. 1-(b). In both cases, we observe

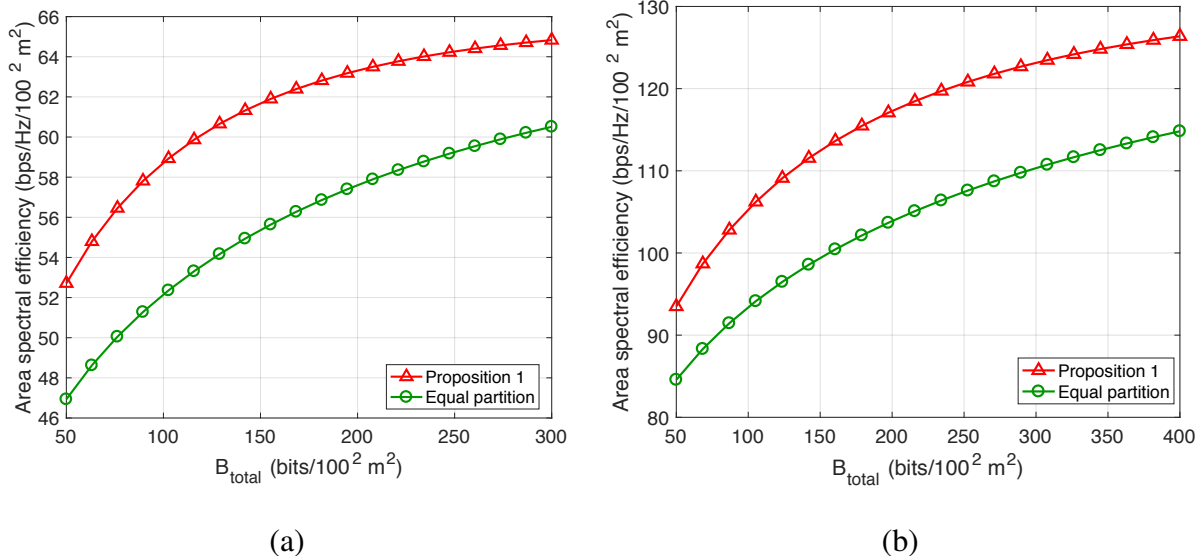


Fig. 1. An area spectral efficiency comparison in a non-cooperative HetNet. A 3-tier HetNet is assumed. The simulation parameters are as follows. In (a), $\bar{N}_K = \{8, 6, 6\}$, $\bar{\lambda}_K = \{0.5\lambda_{\text{ref}}, 5\lambda_{\text{ref}}, 40\lambda_{\text{ref}}\}$ where $\lambda_{\text{ref}} = 10^{-4}/\pi$, $\bar{P}_K = \{20, 15, 10\}$ dBm, $\bar{S}_K = \{0, 3, 5\}$ dB, and $\beta = 4$. In (b), the other parameters are same with (a) except $\bar{\lambda}_K = \{0.5\lambda_{\text{ref}}, 10\lambda_{\text{ref}}, 80\lambda_{\text{ref}}\}$.

that Proposition 1 provides the meaningful gains compared to the equal partition. We expect that more gains can be obtained when a HetNet becomes dense, i.e., if $\lambda_3 \gg \lambda_1$. This is because, assuming that λ_3 is large, only a few amount of feedback is allocated to the third tier in the equal partition. This causes that the BSs in the third tier only provides marginal spectral efficiency due to lack of accurate CSIT. On the contrary, in Proposition 1, the appropriate amount of feedback can be allocated to the third tier even when λ_3 is large, leading to the spectral efficiency gain. As described in Remark 3, Proposition 1 does not depend on instantaneous SIR, so that there is no need to change the allocated feedback frequently depending on instantaneous SIR. For this reason, the complexity of Proposition 1 is almost equivalent to that of the equal partition.

Next, we assume the cooperative case. We compare the ergodic spectral efficiency of Proposition 2 and the baseline method in Fig. 2, whose caption includes the simulation setting. Similar to the non-cooperative case, the baseline method is the equal partition, where the total feedback is equally partitioned to each of intra-cluster BS, i.e., $B_2 = \dots = B_L = B_{\text{total}}/(L-1)$. In Fig. 2-(a), we have 38.2% spectral efficiency gain by using Proposition 2 at $B_{\text{total}} = 10$, and in Fig. 2-(b), we have 56.2% gain at $B_{\text{total}} = 10$. We observe that Proposition 2 provides more gains when 1) L increases or 2) B_{total} decreases. This is because, when L increases or B_{total} decreases, the equal partition allocates smaller amount of feedback to the strong BSs whose $\delta_{1,\ell}$ is large.

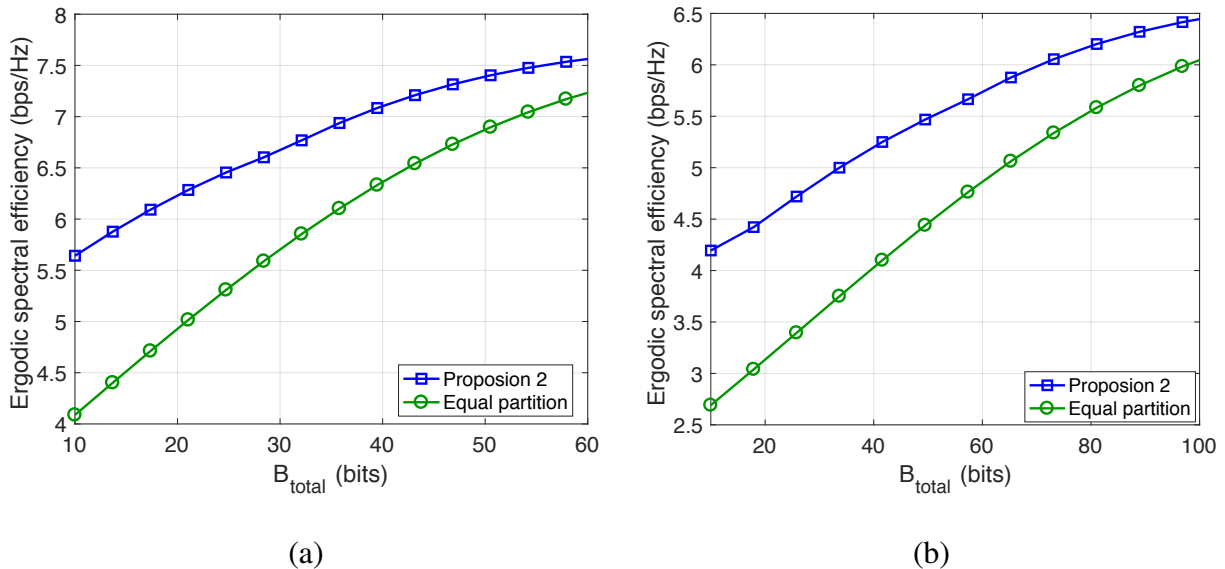


Fig. 2. The ergodic spectral efficiency comparison in a cooperative HetNet. A 3-tier HetNet is assumed. The simulation parameters are as follows: In (a), $\bar{N}_K = \{L, L, L\}$, $L = 4$, $\bar{\lambda}_K = \{1\lambda_{\text{ref}}, 10\lambda_{\text{ref}}, 20\lambda_{\text{ref}}\}$ where $\lambda_{\text{ref}} = 10^{-4}/\pi$, $\bar{P}_K = \{20, 15, 10\}$ dBm, $\bar{S}_K = \{0, 3, 5\}$ dB, $\bar{\delta}_{1,L} = \{0.1, 0.01, 0.001\}$, $\pi(i_1) = 1$, $\pi(i_L) = 2$, and $\beta = 4$. In (b), the other parameters are same except that $L = 5$ and $\bar{\delta}_{1,L} = \{0.2, 0.04, 0.008, 0.0016\}$.

Then, due to lack of sufficient feedback, the interference from those strong BSs is not mitigated well, resulting in significant spectral efficient loss. On the contrary, by using Proposition 2, the appropriate amount of feedback is allocated to each BS proportional to $\delta_{1,\ell}$, so that considerable spectral efficiency gain is obtained even when L increases or B_{total} decreases.

Subsequently, we consider the general antenna case. The result is depicted in Fig. 3 and the parameter setting is described in its caption. Since it is hard to obtain an analytical expression for the general antenna case, we rely on numerical simulation to produce results. In the simulation, we assume that the intra-cluster conditions are fixed, so that $\bar{\delta}_{1,L}$ and $N_{\pi(i_1)}, \dots, N_{\pi(i_L)}$ are given. As shown in Fig. 3-(a), the ergodic spectral efficiency is maximized at $B_{i_1}^* = 10$ with $\gamma = 10$ dB. The feedback for the other intra-clutser BSs is $\{B_{i_2}^*, B_{i_3}^*, B_{i_4}^*\} = \{6, 0, 0\}$. Compared to the reduced number of antennas case, the general antenna case with Proposition 3 increases the ergodic spectral efficiency by 25%. In Fig. 3-(b), the ergodic spectral efficiency is maximized at $B_{i_1}^* = 16$ and there is no observable difference in γ . Since $B_{i_1}^* = B_{\text{total}}$, no feedback is used for the other intra-cluster BSs. The performance gains of the general antenna case compared to the reduced number of antennas case is 41.2%. We point out that the main difference between Fig. 3-(a) and (b) is the number of antennas of the associated BS. Specifically, in Fig. 3-(a),

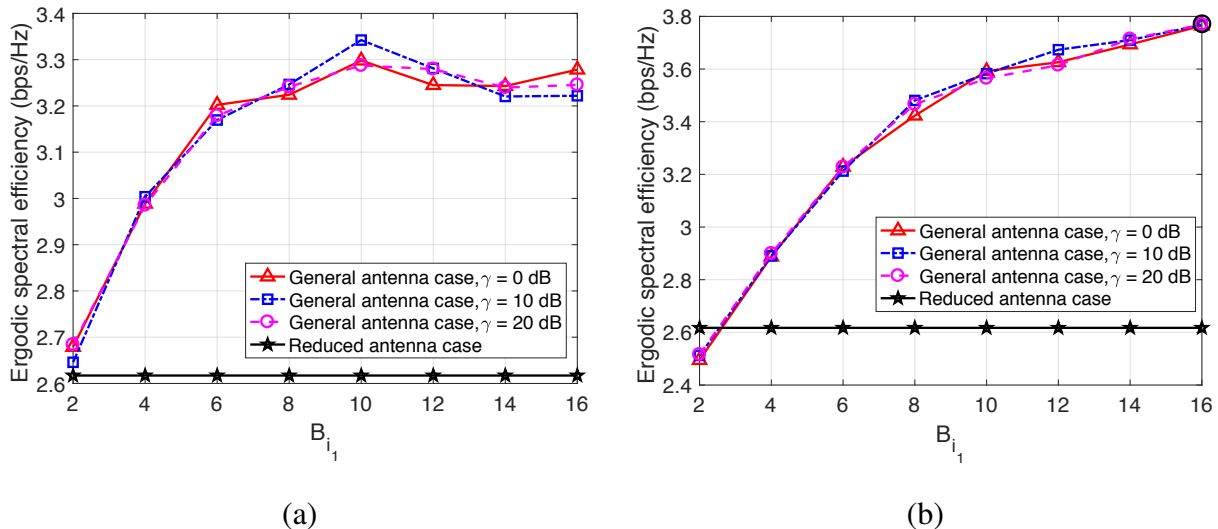


Fig. 3. The ergodic spectral efficiency comparison in the general number of antennas case. A 3-tier HetNet is assumed. The simulation parameters are as follows: In (a), $\bar{N}_K = \{8, 6, 4\}$, $L = 4$, $\bar{\lambda}_K = \{1\lambda_{\text{ref}}, 5\lambda_{\text{ref}}, 20\lambda_{\text{ref}}\}$ where $\lambda_{\text{ref}} = 10^{-4}/\pi$, $\bar{P}_K = \{20, 15, 10\}$ dBm, $\bar{S}_K = \{0, 3, 5\}$ dB, $\bar{\delta}_{1,L} = \{0.1, 0.01, 0.001\}$, $\pi(i_1) = 2$, $\pi(i_2) = 3$, $\pi(i_3) = 2$, $\pi(i_4) = 1$ and $\beta = 4$. The total feedback is $B_{\text{total}} = 16$. In (b), the other parameters are same except that $\pi(i_1) = 1$, $\pi(i_2) = 1$, $\pi(i_3) = 2$, $\pi(i_4) = 3$. In the reduced number of antennas case, we assume $\bar{N}_K = \{L, L, L\}$ and use Proposition 2.

the number of the associated BS is 6, and 8 in Fig. 3-(b). For this reason, the potential desired channel gain is large in (b), leading to allocate more feedback to the associated BS, i.e., B_{i_1} increases.

Finally, we consider the single-tier case. We compare the ergodic spectral efficiency of Proposition 2, Proposition 4, and the equal partition in a single-tier network. We depict the results in Fig. 4, whose caption includes the simulation setting. As shown in Fig. 4, at $B_{\text{total}} = 10$, Proposition 2 provides 23.1% spectral efficiency gain in Fig. 4-(a) and 49.1% gain in Fig. 4-(b). Proposition 4 provides smaller gain than Proposition 2, specifically 13.2% gain in Fig. 4-(a) and 17.1% gain in Fig. 4-(b). The main reason of this performance gap is that Proposition 2 allocates feedback more dynamically than Proposition 4. Specifically, since Proposition 2 allocates feedback depending on intra-cluster geometry, two different clusters have different feedback allocation unless they have the same intra-cluster BSs' conditions. On the contrary, Proposition 4 allocates feedback only depending on intra-cluster BSs' indices, therefore two different clusters have the same feedback allocation even if their intra-cluster geometries are different. Despite of the decreased gain, Proposition 4 can be useful since it uses fixed amount of feedback to each BS independent to the intra-cluster BS power. Since Proposition 4 is a

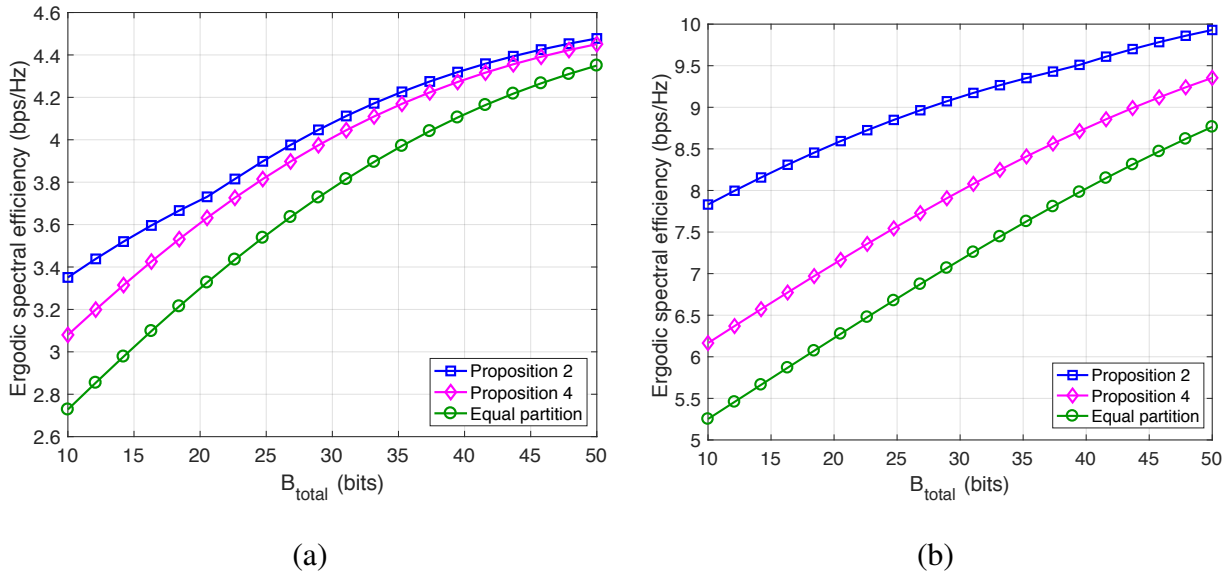


Fig. 4. The ergodic spectral efficiency comparison in a single-tier cooperative scenario. A 3-tier HetNet is assumed. The simulation parameters are as follows: In (a), $N = L = 4$, $\lambda = 10^{-4}/\pi$, $P = 20\text{dBm}$, $\bar{\delta}_{1,L} = \{0.2, 0.04, 0.008\}$, and $\beta = 4$. In (b), the other parameters are same except that $\bar{\delta}_{1,L} = \{0.05, 0.0025, 0.0001\}$.

function of β and B_{total} , we do not have to modify the allocated feedback unless β or B_{total} change.

VI. CONCLUSIONS

In this paper, we studied adaptive feedback partition problems in K -tier HetNets. We considered the non-cooperative and cooperative HetNet operations. Using stochastic geometry, we characterized the SIR CCDF and the ergodic spectral efficiency mainly as functions of the feedback and other relevant system parameters. Leveraging the obtained expressions, we formulated the feedback partition problems and proposed solutions. The simulation results showed that the proposed feedback partitions bring some gains in the spectral efficiency compared to the equal partition. Our major findings are summarized as follows. In the non-cooperative case, the feedback is useful only if the corresponding mean interference is small enough. In the cooperative case, allocating the feedback proportional to the intra-cluster BS power is efficient. We also showed that the proposed feedback allocation in the cooperative case is also useful for the general antenna case. Further, assuming a single-tier network as a special case, the effective cluster size increases with the square root of the total feedback.

There are several possible directions for future work. One is to consider the channel quality information (CQI) feedback. Specifically, the obtained CQI can be exploited to select a preferred user, so that scheduling is also involved [24]. Interpreting this in a random network model is promising. In another direction, different sources of CSIT inaccuracy can be considered. While we only focus on the limited feedback, feedback delay [25] or the channel estimation error [26] also degrades the CSIT accuracy, so that it is interesting to incorporate their effects into the performance characterization.

APPENDIX A

PROOF OF THEOREM 1

Defining $I_i = \sum_{\mathbf{d}_j^i \in \Phi_i \setminus \mathbf{d}_1^k} \frac{P_i}{P_k} \|\mathbf{d}_1^k\|^\beta \|\mathbf{d}_j^i\|^{-\beta} |(\mathbf{h}_{1,j}^i)^* \mathbf{v}_j^i|^2$, we rewrite the SIR CCDF (7) as

$$\begin{aligned}
& \mathbb{P} \left[\left| (\mathbf{h}_{1,1}^k)^* \hat{\mathbf{h}}_{1,1}^k \right|^2 > \gamma \sum_{i=1}^K I_i \right] = \mathbb{P} \left[\|\mathbf{h}_{1,1}^k\|^2 > \frac{\gamma}{\cos^2 \theta_1} \sum_{i=1}^K I_i \right] \\
& \stackrel{(a)}{=} \mathbb{E} \left[\mathbb{E} \left[\sum_{m=0}^{N_k-1} \frac{\gamma^m}{m!} \frac{(\sum_{i=1}^K I_i)^m}{\cos^{2m} \theta_1} \exp \left(-\frac{\gamma \sum_{i=1}^K I_i}{\cos^2 \theta_1} \right) \middle| \cos^2 \theta_1, \{I_i\}_{i=1, \dots, K} \right] \right] \\
& \stackrel{(b)}{=} \sum_{m=0}^{N_k-1} \frac{\gamma^m}{m!} (-1)^m \frac{\partial^m \mathcal{L}_{I/\cos^2 \theta_1}(s)}{\partial s^m} \Big|_{s=\gamma}, \tag{68}
\end{aligned}$$

where (a) follows that $\|\mathbf{h}_{1,1}^k\|^2$ follows the Chi-squared distribution with $2N_k$ degrees of freedom and (b) follows the derivative property of the Laplace transform, which is $\mathbb{E} [X^m e^{-sX}] = (-1)^m \partial^m \mathcal{L}_X(s) / \partial s^m$ and $I = \sum_{i=1}^K I_i$. Now we obtain $\mathcal{L}_{I/\cos^2 \theta_1}(s)$.

$$\begin{aligned}
\mathcal{L}_{I/\cos^2 \theta_1}(s) &= \mathbb{E} \left[e^{-\frac{s}{\cos^2 \theta_1} \|\mathbf{d}_1^k\|^\beta \sum_{i=1}^K \sum_{\mathbf{d}_j^i \in \Phi_i \setminus \mathbf{d}_1^k} \frac{P_i}{P_k} \|\mathbf{d}_j^i\|^{-\beta} |(\mathbf{h}_{1,j}^i)^* \mathbf{v}_j^i|^2} \right], \text{ Denoting } z = \frac{s}{\cos^2 \theta_1}, \\
& \stackrel{(a)}{=} \prod_{i=1}^K \mathbb{E}_{R, \cos^2 \theta_1} \left[\mathbb{E}_{\Phi_i} \left[\prod_{\mathbf{d}_j^i \in \Phi_i \setminus \mathbf{d}_1^k} \frac{1}{1 + z \frac{P_i}{P_k} R^\beta \|\mathbf{d}_j^i\|^{-\beta}} \middle| \|\mathbf{d}_1^k\| = R, \cos^2 \theta_1 \right] \right] \\
& = \prod_{i=1}^K \mathbb{E}_{R, \cos^2 \theta_1} \left[\exp \left(-2\pi \lambda_k \int_{R_i}^\infty \left(1 - \frac{1}{1 + z \frac{P_i}{P_k} R^\beta r^{-\beta}} \right) r dr \right) \right], \tag{69}
\end{aligned}$$

where $R_i = \left(\frac{P_i S_i}{P_k S_k}\right)^{1/\beta} R$ and (a) follows the independence between each tier. By leveraging the proof of Theorem 1 in [13], (69) is calculated as

$$\begin{aligned} \mathcal{L}_{I/\cos^2\theta_1}(s) &= \prod_{i=1}^K \mathbb{E}_{R,\cos^2\theta_1} \left[\exp \left(-\pi \lambda_i \left(\frac{P_i S_i}{P_k S_k} \right)^{2/\beta} R^2 \mathcal{D} \left(\frac{s}{\cos^2\theta_1} \left(\frac{S_k}{S_i} \right), \beta \right) \right) \right] \\ &= \int_0^{2^{-\frac{B_k}{N_k-1}}} 2^{B_k} (N_k - 1) x^{N_k-2} \cdot \frac{\sum_{i=1}^K \lambda_i \left(\frac{P_i S_i}{P_k S_k} \right)^{2/\beta}}{\sum_{i=1}^K \lambda_i \left(\frac{P_i S_i}{P_k S_k} \right)^{2/\beta} \left[1 + \mathcal{D} \left(\frac{s}{1-x} \left(\frac{S_k}{S_i} \right), \beta \right) \right]} dx. \end{aligned} \quad (70)$$

This completes the proof. \blacksquare

APPENDIX B

PROOF OF THEOREM 2

For the desired channel, since \mathbf{v}_{i_1} is independent to \mathbf{h}_{1,i_1}^* and isotropic, $|\mathbf{h}_{1,i_1}^* \mathbf{v}_{i_1}|^2$ follows the exponential distribution with unit mean. For the intra-cluster interference I_{In} ($2 \leq \ell \leq L$), $|\mathbf{h}_{1,i_\ell}^* \mathbf{v}_{i_\ell}|^2$ is equivalent to $\|\mathbf{h}_{1,i_\ell}\|^2 \sin^2 \theta_{i_\ell} \beta (1, N_{\pi(i_\ell)} - 2)$, where $\beta (1, N_{\pi(i_\ell)} - 2)$ is a Beta random variable that follows Beta $(1, N_{\pi(i_\ell)} - 2)$ and $\sin^2 \theta_{i_\ell}$ follows (5). We note that this is from the derivation in [?]. By the distribution of a product of a Gamma random variable and a Beta random variable [27], $\|\mathbf{h}_{1,i_\ell}\|^2 \sin^2 \theta_{i_\ell} \beta (1, N_{\pi(i_\ell)} - 2)$ boils down to $\Gamma(1, \delta)$ with $\delta = 2^{-\frac{B_{i_\ell}}{N_{\pi(i_\ell)}-1}}$. Since we assume that the intra-cluster BS only uses L antennas, $N_{\pi(i_\ell)} = L$ for $i_\ell \in \mathcal{C}$. Accordingly, the Laplace transform of the intra-cluster interference fading $|\mathbf{h}_{1,i_\ell}^* \mathbf{v}_{i_\ell}|^2$ is

$$\mathbb{E} \left[e^{-s |\mathbf{h}_{1,i_\ell}^* \mathbf{v}_{i_\ell}|^2} \right] = \frac{1}{1 + s 2^{-\frac{B_{i_\ell}}{L-1}}}. \quad (71)$$

Finally, for the out-of-cluster interference links I_{Out} ($L \leq \ell$), $|\mathbf{h}_{1,i_\ell}^* \mathbf{v}_{i_\ell}|^2$ is an exponential random variable with unit mean due to the random beamforming effect. By leveraging these results, the SIR CCDF (11) is written as follows

$$\begin{aligned} &\mathbb{P} \left[\frac{P_{\pi(i_1)} \|\mathbf{d}_{i_1}\|^{-\beta} |\mathbf{h}_{1,i_1}^* \mathbf{v}_{i_1}|^2}{I_{\text{In}} + I_{\text{Out}}} \geq \gamma \right] \\ &\stackrel{(a)}{=} \mathbb{E} \left[\prod_{i_\ell \in \mathcal{C} \setminus i_1} e^{-\gamma \delta_{1,\ell} |\mathbf{h}_{1,i_\ell}^* \mathbf{v}_{i_\ell}|^2} \right] \cdot \mathbb{E} \left[\prod_{j \in \mathcal{N} \setminus \mathcal{C}} e^{-\gamma \frac{P_{\pi(j)}}{P_{\pi(i_1)}} \|\mathbf{d}_{i_1}\|^\beta \|\mathbf{d}_j\|^{-\beta} |\mathbf{h}_{1,j}^* \mathbf{v}_j|^2} \right] \\ &\stackrel{(b)}{=} \underbrace{\prod_{i_\ell \in \mathcal{C} \setminus i_1} \left(\frac{1}{1 + \gamma \delta_{1,\ell} 2^{-\frac{B_{i_\ell}}{L-1}}} \right)}_{(c)} \cdot \underbrace{\prod_{i=1}^K \mathbb{E}_R \left[\mathbb{E} \left[\prod_{\mathbf{d}_j^i \in \Phi_i \setminus \mathcal{B}(0, R_i)} \left(\frac{1}{1 + \gamma \delta_{1,L} \frac{P_i}{P_{i_L}} R^\beta \|\mathbf{d}_i\|^{-\beta}} \right) \middle| \|\mathbf{d}_{i_L}\| = R \right]}_{(d)} \right]}_{(72)} \end{aligned}$$

where $R_i = \left(\frac{P_i S_i}{P_k S_k}\right)^{1/\beta} R$ with $\|\mathbf{d}_{i_L}\| = R$. We explain each step of the above derivation as follows: (a) follows that the desired link's signal power ($|\mathbf{h}_{1,i_1}^* \mathbf{v}_{i_1}|^2$) is distributed as the exponential distribution with unit mean and there is independence between the intra-cluster interference and the out-of-cluster interference. (b) comes from (71) and $|\mathbf{h}_{1,i_\ell}^* \mathbf{v}_{i_\ell}|^2 \sim \exp(1)$ for $\ell \geq L$. We note that (c) indicates the Laplace transform of the intra-cluster interference I_{In} and (d) is the Laplace transform of the out-of-cluster interference. Since we assume the fixed intra-cluster BSs' conditions, (c) involves no randomness. Focusing on (d), we assume that the furthest BS in the coordination set \mathcal{C} is included in the k -th tier, i.e., $\pi(i_L) = k$. Then, we have the following due to the probability generating functional of the PPP.

$$(d) = \mathbb{E}_R \left[\exp \left(- \sum_{i=1}^K \pi \lambda_i R^2 \left(\frac{P_i S_i}{P_k S_k} \right)^{2/\beta} \mathcal{D} \left(\gamma \delta_{1,L} \left(\frac{S_k}{S_i} \right), \beta \right) \right) \right], \quad (73)$$

where $\mathcal{D}(\cdot, \cdot)$ is defined in (16). Now we marginalize (73) with respect to R , whose the distribution function is obtained in Lemma 5. The Laplace transform of the out-of-cluster interference is

$$\begin{aligned} & \mathbb{E}_R \left[\exp \left(- \sum_{i=1}^K \pi \lambda_i R^2 \left(\frac{P_i S_i}{P_k S_k} \right)^{2/\beta} \mathcal{D} \left(\gamma \delta_{1,L} \left(\frac{S_k}{S_i} \right), \beta \right) \right) \right] \\ &= \left(\frac{\sum_{i=1}^K \lambda_i \left(\frac{P_i S_i}{P_k S_k} \right)^{2/\beta}}{\sum_{i=1}^K \lambda_i \left(\frac{P_i S_i}{P_k S_k} \right)^{2/\beta} \left[1 + \mathcal{D} \left(\gamma \delta_{1,L} \left(\frac{S_k}{S_i} \right), \beta \right) \right]} \right)^L, \end{aligned} \quad (74)$$

which completes the proof. ■

REFERENCES

- [1] J. Park and R. W. Heath, "Adaptive feedback partitions in dynamic zero-forcing beamforming based on stochastic geometry," in *Proc. IEEE Workshop on Global Comm. Conf.*, Dec. 2016, pp. 1–6.
- [2] R. Bhagavatula and R. Heath, "Adaptive bit partitioning for multicell intercell interference nulling with delayed limited feedback," *IEEE Trans. Sig. Proc.*, vol. 59, no. 8, pp. 3824–3836, Aug. 2011.
- [3] N. Lee and W. Shin, "Adaptive feedback scheme on K-cell MISO interfering broadcast channel with limited feedback," *IEEE Trans. Wireless Comm.*, vol. 10, no. 2, pp. 401–406, Feb. 2011.
- [4] F. Yuan, C. Yang, G. Wang, and M. Lei, "Adaptive channel feedback for coordinated beamforming in heterogeneous networks," *IEEE Trans. Wireless Comm.*, vol. 12, no. 8, pp. 3980–3994, Aug. 2013.
- [5] P. de Kerret and D. Gesbert, "Degrees of freedom of the network mimo channel with distributed csi," *IEEE Trans. Info. Th.*, vol. 58, no. 11, pp. 6806–6824, Nov. 2012.
- [6] X. Rao, L. Ruan, and V. K. N. Lau, "Limited feedback design for interference alignment on MIMO interference networks with heterogeneous path loss and spatial correlations," *IEEE Trans. Sig. Proc.*, vol. 61, no. 10, pp. 2598–2607, May 2013.

- [7] Q. Niu, Z. Zeng, T. Zhang, Q. Gao, and S. Sun, "Interference alignment and bit allocation in heterogeneous networks with limited feedback," in *Proc. IEEE Symp. on Wireless Pers. Multimedia Comm.*, Sep. 2014, pp. 514–519.
- [8] S. Akoum and R. W. Heath, "Interference coordination: Random clustering and adaptive limited feedback," *IEEE Trans. Sig. Proc.*, vol. 61, no. 7, pp. 1822–1834, Apr. 2013.
- [9] C. Li, J. Zhang, M. Haenggi, and K. B. Letaief, "User-centric intercell interference nulling for downlink small cell networks," *IEEE Trans. Comm.*, vol. 63, no. 4, pp. 1419–1431, Apr. 2015.
- [10] J. Park, N. Lee, J. G. Andrews, and R. W. Heath, "On the optimal feedback rate in interference-limited multi-antenna cellular systems," *IEEE Trans. Wireless Comm.*, vol. 15, no. 8, pp. 5748–5762, Aug. 2016.
- [11] M. Kountouris and J. G. Andrews, "Downlink SDMA with limited feedback in interference-limited wireless networks," *IEEE Trans. Wireless Comm.*, vol. 11, no. 8, Aug. 2012.
- [12] J. Park and R. W. Heath, "Multiple-antenna transmission with limited feedback in device-to-device networks," *IEEE Wireless Comm. Lett.*, vol. 5, no. 2, pp. 200–203, Apr. 2016.
- [13] H. S. Jo, Y. J. Sang, P. Xia, and J. G. Andrews, "Heterogeneous cellular networks with flexible cell association: A comprehensive downlink SINR analysis," *IEEE Trans. Wireless Comm.*, vol. 11, no. 10, pp. 3484–3495, Oct. 2012.
- [14] F. Baccelli and B. Blaszczyszyn, *Stochastic Geometry and Wireless Networks, Volume I - Theory*, ser. Foundations and Trends in Networking. Now Publishers, 2009, vol. 3.
- [15] X. Zhang and J. G. Andrews, "Downlink cellular network analysis with multi-slope path loss models," *IEEE Trans. Comm.*, vol. 63, no. 5, pp. 1881–1894, May 2015.
- [16] K. K. Mukkavilli, A. Sabharwal, E. Erkip, and B. Aazhang, "On beamforming with finite rate feedback in multiple-antenna systems," *IEEE Trans. Info. Th.*, vol. 49, no. 10, pp. 2562–2579, Oct. 2003.
- [17] S. Zhou, Z. Wang, and G. B. Giannakis, "Quantifying the power loss when transmit beamforming relies on finite-rate feedback," *IEEE Transactions on Wireless Communications*, vol. 4, no. 4, pp. 1948–1957, Jul. 2005.
- [18] A. Gersho, "Asymptotically optimal block quantization," *IEEE Trans. Info. Th.*, vol. 25, no. 4, pp. 373–380, Jul. 1979.
- [19] H. S. Dhillon, R. K. Ganti, F. Baccelli, and J. G. Andrews, "Modeling and analysis of K-tier downlink heterogeneous cellular networks," *IEEE Jour. Select. Areas in Comm.*, vol. 30, no. 3, pp. 550–560, Apr. 2012.
- [20] K. A. Hamdi, "A useful lemma for capacity analysis of fading interference channels," *IEEE Trans. Comm.*, vol. 58, no. 2, pp. 411–416, Feb. 2010.
- [21] J. Park, S. Park, A. Yazdan, and R. W. Heath, "Optimization of mixed-ADC multi-antenna systems for cloud-RAN deployments," *IEEE Trans. Comm.*, vol. PP, no. 99, pp. 1–1, 2017.
- [22] M. Haenggi, "On distances in uniformly random networks," *IEEE Trans. Info. Th.*, vol. 51, no. 10, pp. 3584–3586, Oct. 2005.
- [23] N. Lee, D. Morales-Jimenez, A. Lozano, and R. W. Heath, "Spectral efficiency of dynamic coordinated beamforming: A stochastic geometry approach," *IEEE Trans. Wireless Comm.*, vol. 14, no. 1, pp. 230–241, Jan. 2015.
- [24] B. Khoshnevis, W. Yu, and Y. Lohan, "Two-stage channel quantization for scheduling and beamforming in network MIMO systems: Feedback design and scaling laws," *IEEE Jour. Select. Areas in Comm.*, vol. 31, no. 10, pp. 2028–2042, Oct. 2013.
- [25] C. Hao and B. Clerckx, "Achievable sum DoF of the K -user MIMO interference channel with delayed CSIT," *IEEE Trans. Comm.*, vol. 64, no. 10, pp. 4165–4180, Oct. 2016.
- [26] A. Zaib, M. Masood, A. Ali, W. Xu, and T. Y. Al-Naffouri, "Distributed channel estimation and pilot contamination analysis for massive MIMO-OFDM systems," *IEEE Trans. Comm.*, vol. 64, no. 11, pp. 4607–4621, Nov. 2016.
- [27] S. Nadarajah and S. Kotz, "On the product and ratio of Gamma and Beta random variables," *Allgemeines Statistisches Archiv*, vol. 89, no. 4, pp. 435–449, 2005.