

# The Logical Essentials of Bayesian Reasoning

Bart Jacobs<sup>1</sup> and Fabio Zanasi<sup>2</sup>

**1** Radboud Universiteit, Nijmegen, The Netherlands

**2** University College London, London, United Kingdom

---

## Abstract

This chapter offers an accessible introduction to the channel-based approach to Bayesian probability theory. This framework rests on algebraic and logical foundations, inspired by the methodologies of programming language semantics. It offers a uniform, structured and expressive language for describing Bayesian phenomena in terms of familiar programming concepts, like channel, predicate transformation and state transformation. The introduction also covers inference in Bayesian networks, which will be modelled by a suitable calculus of string diagrams.

**1998 ACM Subject Classification** Probabilistic computation, F. 1.2

**Digital Object Identifier** 10.4230/LIPIcs...

## 1 Introduction

In traditional imperative programming one interprets a program as a function that changes states. Intuitively, the notion of ‘state’ captures the state of affairs in a computer, as given for instance by the contents of the relevant parts of the computer’s memory. More abstractly, a program is interpreted as a *state transformer*. An alternative, logical perspective is to interpret a program as a *predicate transformer*. In that case the program turns one predicate into a new predicate. This works in opposite direction: the program turns a predicate on the ‘post-state’ into a predicate on the ‘pre-state’, for instance via the weakest precondition computation. As discovered in the early days of programming semantics, basic relations exists between state transformation and predicate transformation, see for instance [7, 8] (formulated in Proposition 9 below).

A similar theory of state and predicate transformation has been developed for probabilistic programming, see [25, 26]. This approach has been generalised and re-formulated in recent years in categorical terms, typically using so-called Kleisli categories [15] and more generally via the notion of effectus [5]. Category theory provides a fundamental language for the semantics of programming languages. This is clear in approaches based on domain theory. For instance, many constructions for types in programming languages have categorical counterparts, like (co)products, exponentials, and initial algebras (and final coalgebras) — where these (co)algebras are used for fixed points. These categorical notions come with universal properties that guide the design (syntax) and rules of programming languages.

This use of category theory is well-established in functional programming languages. However, it is less established in probabilistic programming. The description of some of the basic notions of probability theory in categorical terms goes back to the early 1980s (see [11]) and has seen a steady stream of activities since — see *e.g.* [20, 21, 40, 2, 37, 39, 22, 23, 30, 35, 28, 10, 6, 32, 36, 33]). This perspective is not a goal in itself, but it does offer a structural, implementation-independent way of thinking which is natural for systematic programmers.

This paper offers an introduction to this principled perspective on probability theory, esp. for Bayesian probabilistic programming, based on earlier work of the authors’ in this



direction, see *e.g.* [12, 13, 18, 14, 19]. Even though it is categorically-driven, our exposition does not require any categorical prerequisite. The reader interested in an explicitly categorical description of the framework may consult [18, 3].

The fundamental concept will be called *channel*: all the basics of Bayesian probability theory (event, belief revision, Bayesian network, disintegration, ...) will be derived from this single primitive. In analogy with approaches in programming language semantics, channels are formally definable as arrows of a certain Kleisli category: depending on the category of choice, the derived notions instantiate to discrete or to continuous probability theory — and even to quantum probability too, although the quantum world is out of scope here. This setting does not only provides a completely *uniform* mathematical description for a variety of phenomena, but also introduces in Bayesian reasoning fundamental principles of programming theory, such as *compositionality*: channels are composable in a variety of ways, resulting in a structured and modular theory. Furthermore, we argue that the channel-based perspective improves traditional approaches. We will study scenarios in which the established language for describing probabilistic phenomena lacks in flexibility, expressiveness and rigour, while the new foundations disclose the underlying logical structure of phenomena, leading to new insights.

- Section 2 gives an informal overview of the channel-based view on probability theory in terms of a number of perspectives. These perspectives are stated explicitly, in imperative form, imposing how things are — or should be — seen from a channel-based perspective, in contrast to traditional approaches. These perspectives will already informally use the notions of ‘state’, ‘predicate’ and ‘channel’.
- Section 3 commences the formal presentation of the ingredients of the channel-based framework, illustrating the concepts of state and predicate, as special forms of channels.
- Section 4 is devoted to conditioning, a key concept of Bayesian probability.
- Sections 5 and 6 are devoted to channel-based Bayesian inference. First, Section 5 explains the use of channels as predicate and state transformers. Then, Section 6 illustrates this setup to model inference in a Bayesian network, for the standard ‘student’ example from [24]. This section concludes with a clash of interpretations in an example taken from [1].
- Section 7 introduces a graphical calculus for channels — formally justified by their definition as arrows of a monoidal category. The calculus encompasses and enhances the diagrammatic language of Bayesian networks. It offers an intuitive, yet mathematically rigorous, description of basic phenomena of probability, including conditional independency.
- Section 8 uses the tools developed in the previous sections to study the relationship between joint distributions and their representation as Bayesian networks. First, we use the graphical calculus to give a channel-based account of disintegration. Second, we prove the equivalence of inference as performed on joint distributions and as performed in Bayesian networks (Theorem 13). The channel perspective explains the different dynamics at work in the two forms of inference, justifying our terminology of *crossover inference* and *transformer inference* respectively.

## 2 Perspectives

This section gives a first, informal view of the channel-based approach, through a series of perspectives. Each of them contains a prescription on how Bayesian phenomena appear in the channel-based perspective, and motivates how the channel language improves more tra-

ditional descriptions. These perspectives will informally use the notions of ‘state’, ‘predicate’ and ‘channel’. To begin, we briefly explain what they are. A more systematic description is given later on.

- What is usually called a discrete probability distribution, we call a *state*. This terminology emphasises the role that distributions play in our programming-oriented framework: they express knowledge of a certain configuration (a state of affairs) that may be transformed by program execution (channels).

A state/distribution is represented by a convex combination of elements from a set. For instance, on a set  $A = \{a, b, c\}$  one can have a state  $\frac{1}{3}|a\rangle + \frac{1}{2}|b\rangle + \frac{1}{6}|c\rangle$ . The ‘ket’ notation  $|\cdot\rangle$  is syntactic sugar: it has no mathematical meaning, but echoes how states are represented in quantum theory, where our theory may be also instantiated [18].

- A ‘predicate’ on a set  $A$  is a function  $p: A \rightarrow [0, 1]$ . It assigns a probability  $p(a) \in [0, 1]$  to each element  $a \in A$ . Such predicates are often called ‘fuzzy’. When  $p(a) \in \{0, 1\}$ , so that either  $p(a) = 0$  or  $p(a) = 1$ , for each  $a \in A$  the predicate is called sharp. A sharp predicate is traditionally called an event, and corresponds to a subset of  $A$ .

Similarly to the case of states, our terminology draws an analogy with programming language semantics. There is a duality between states and predicates, which goes beyond the scope of this introduction — so the interested reader is referred to [15].

- A ‘channel’  $A \multimap B$  from a set  $A$  to another set  $B$  is an  $A$ -indexed collection  $(\omega_a)_{a \in A}$  of states  $\omega_a$  on the set  $B$ . Alternatively, it is a function  $a \mapsto \omega_a$  that sends each element  $a \in A$  to a distribution on  $B$ . For  $A$  and  $B$  finite, yet another equivalent description is as a stochastic matrix with  $|A|$  columns and  $|B|$  rows.

Channels are the pivot of our theory: states, predicates, and — as we shall see in Section 6 — also Bayesian networks can be seen as particular cases of a channel. More specifically, a state  $\omega$  on  $B$  can be seen as a channel  $f: \{\star\} \multimap B$  with source the one-element set  $\{\star\}$ , defined by  $f(\star) = \omega$ . A predicate  $p: A \rightarrow [0, 1]$  can be seen as a channel  $A \multimap \{0, 1\}$  that assigns to  $a \in A$  the state  $p(a)|1\rangle + (1 - p(a))|0\rangle$ .

## 2.1 Spell out the state

Our first perspective elaborates on the observation that, in traditional probability, it is custom to leave the probability distribution implicit, for instance in describing the probability  $\Pr(E)$  of an event  $E = \{a, c\} \subseteq A$ . This is justified because this distribution, say  $\omega = \frac{1}{3}|a\rangle + \frac{1}{2}|b\rangle + \frac{1}{6}|c\rangle$ , is typically fixed, so that carrying it around explicitly, as in  $\Pr_\omega(E)$ , burdens the notation. In contrast, in probabilistic programming, programs act on distributions (states) and change them with every step. Hence in our framework it makes sense to use a richer notation, where states/distributions have a more prominent role.

First, pursuing a more abstract, logical viewpoint, we introduce notation  $\models$  in place of  $\Pr$ . For an arbitrary state  $\omega$  on a set  $A$  and a predicate  $p: A \rightarrow [0, 1]$  on the same set  $A$ , the *validity*  $\omega \models p$  of  $p$  in  $\omega$  is the number in  $[0, 1]$  given by:

$$\omega \models p := \sum_{a \in A} \omega(a) \cdot p(a). \tag{1}$$

When we identify an event (sharp predicate)  $E \subseteq A$  with its characteristic function  $\mathbf{1}_E: A \rightarrow [0, 1]$ , we have  $\omega \models \mathbf{1}_E = \Pr_\omega(E) = \frac{1}{2}$ . The enhanced notation allows to distinguish this from the probability of  $E$  wrt. an alternative state  $\psi = \frac{1}{4}|b\rangle + \frac{3}{4}|c\rangle$ , written  $\psi \models \mathbf{1}_E = \frac{3}{4}$ .

Once we start treating states as explicit entities, we can give proper attention to basic operations on states, like parallel composition  $\otimes$ , marginalisation, and convex combination. These operations will be elaborated below in Section 3.

## 2.2 Conditional probability is state update with a predicate

Traditionally, conditional probability is described as  $\Pr(B \mid A)$ , capturing the probability of event  $B$  given event  $A$ . This notation is unfortunate, certainly in combination with the notation  $\Pr(B)$  for the probability of event  $B$ . It suggests that conditioning  $\mid$  is an operation on events, and that the probability  $\Pr(\cdot)$  of the resulting event  $B \mid A$  is computed. This perspective is sometimes called ‘measure-free conditioning’ [9]. The fact that states are left implicit, see the previous point 2.1, further contributes to the confusion.

In the view advocated here, conditioning is an operation that updates a state  $\omega$  in the light of evidence in the form of a predicate  $p$ . This is well-defined when  $\omega$  and  $p$  have the same underlying set  $A$ , and when the validity  $\omega \models p$  is non-zero. We shall then write  $\omega|_p$  for the state “ $\omega$  given  $p$ ”, see Section 4 for more details. We emphasise that the validity  $\Pr(B \mid A)$  in state  $\omega$  can now be expressed as  $\omega|_{\mathbf{1}_A} \models \mathbf{1}_B$ . It is the validity of  $B$  in the state where the evidence  $A$  is incorporated.

## 2.3 State/predicate transformation becomes explicit

The following notation  $\Pr(X = a)$  often occurs in traditional probability theory. What does it mean, and what is assumed? On close reading we find that the following data are involved.

- A set, often called sample space,  $\Omega$  with a state/distribution  $\omega$  on it; please note that  $\omega$  is not an element of  $\Omega$  but a probability distribution over elements of  $\Omega$ ;
- A stochast, or random variable,  $X: \Omega \rightarrow A$ , for some set  $A$  of outcomes;
- An element  $a \in A$  with associated event  $X^{-1}(a) = \{z \in \Omega \mid X(z) = a\} \subseteq \Omega$ ;
- The probability  $\Pr(X = a)$  is then the validity of the latter event in the state  $\omega$ , that is, it is  $\omega \models \mathbf{1}_{X^{-1}(a)}$ .

A stochast is a special kind of channel (namely a deterministic one). The operation  $X^{-1}(a)$  will be described more systematically as ‘predicate transformation’  $X \ll \mathbf{1}_{\{a\}}$  along the channel  $X$ . It turns the (singleton, sharp) predicate  $\mathbf{1}_{\{a\}}$  on  $A$  into a predicate on  $\Omega$ . In fact,  $X \ll \mathbf{1}_{\{a\}}$  can be seen as just function composition  $\Omega \rightarrow A \rightarrow [0, 1]$ . Since  $X \ll \mathbf{1}_{\{a\}}$  is now a predicate on  $\Omega$ , the probability  $\Pr(X = a)$  can be described more explicitly as validity:  $\omega \models X \ll \mathbf{1}_{\{a\}}$ . More generally, for an event  $E$  on  $A$  we would then determine the probability  $\Pr(X \in E)$  as  $\omega \models X \ll E$ .

One can use the channel  $X$  also for ‘state transformation’. In this way one transforms the state  $\omega$  on  $\Omega$  into a state  $X \gg \omega$  on  $A$ . This operation  $\gg$  is sometimes (aptly) called pushforward, and  $X \gg \omega$  is the pushforward distribution. The probability  $\Pr(X = a)$  can equivalently be described as validity  $X \gg \omega \models \mathbf{1}_{\{a\}}$ .

In Section 5 we elaborate on channels. One of our findings will be that the probabilities  $\omega \models c \ll p$  and  $c \gg \omega \models p$  are always the same — for a channel  $c$  from  $A$  to  $B$ , a state  $\omega$  on  $A$ , and a predicate  $p$  on  $B$ .

Moreover, we can profitably combine predicate transformation  $\ll$  and state transformation  $\gg$  with conditioning of states from point 2.2. As will be elaborated later on, we can distinguish the following two basic combinations of conditioning and transformation, with the associated terminology.

notation	action	terminology
$\omega _{c \ll q}$	first do predicate transformation $\ll$ , then update the state	evidential reasoning, or explanation, or backward inference
$c \gg \omega _p$	first update the state, then do state transformation $\gg$ ,	causal reasoning, or prediction, or forward inference

## 2.4 Use channels as probabilistic functions

We have already mentioned the notation  $c: A \multimap B$  to describe a channel  $c$  from  $A$  to  $B$ . Recall that such a channel produces a state  $c(a)$  on  $B$  for each element  $a \in A$ . It turns out that there is a special way to compose channels: for  $c: A \multimap B$  and  $d: B \multimap C$  we can form a composite channel  $d \circ c: A \multimap C$ , understood as “ $d$  after  $c$ ”. We can define it via state transformation as  $(d \circ c)(a) = d \gg c(a)$ . It is not hard to check that  $\circ$  is associative, and that there are identity maps  $\text{id}: A \multimap A$ , given by  $\text{id}(a) = 1|a$ . They form unit elements for channel composition  $\circ$ .

Abstractly, channels form morphisms in a ‘category’. The concept of a category generalises the idea of sets and functions between them, to objects and morphisms between them. These morphisms in a category need not be actual functions, but they must be composable (and have units). Such morphisms can be used to capture different forms of computation, like non-deterministic, or probabilistic (via channels). Here we shall not use categorical machinery, but use the relevant properties in more concrete form. For instance, composition  $\circ$  of channels interacts appropriately with state transformation and with predicate transformation, as in:

$$(d \circ c) \gg \omega = d \gg (c \gg \omega) \quad \text{and} \quad (d \circ c) \ll p = c \ll (d \ll p).$$

In addition to sequential composition  $\circ$  we shall also use parallel composition  $\otimes$  of channels, with an associated calculus for combining  $\circ$  and  $\otimes$ .

## 2.5 Predicates are generally fuzzy

In the points above we have used *fuzzy* predicates, with outcomes in the unit interval  $[0, 1]$ , instead of the more usual *sharp* predicates, with outcomes in the two-element set  $\{0, 1\}$  of Booleans. Why?

- The main technical reason is that fuzzy predicates are closed under probabilistic predicate transformation  $\ll$ , whereas sharp predicates are not. Thus, if we wish to do evidential (backward) reasoning  $\omega|_{c \ll q}$ , as described in point 2.3, we are forced to use fuzzy predicates.
- Fuzzy predicates are also closed under another operation, namely *scaling*: for each  $p: A \rightarrow [0, 1]$  and  $s \in [0, 1]$  we have a new, scaled predicate  $s \cdot p: A \rightarrow [0, 1]$ , given by  $(s \cdot p)(a) = s \cdot p(a)$ . This scaling is less important than predicate transformation, but still it is a useful operation.
- Fuzzy predicates naturally fit in a probabilistic setting, where uncertainty is a leading concept. It thus makes sense to use this uncertainty also for evidence.
- Fuzzy predicates are simply more general than sharp predicates. Sharp predicates  $p$  can be recognised logically among all fuzzy predicates via the property  $p \& p = p$ , where conjunction  $\&$  is pointwise multiplication.

The traditional approach in probability theory focuses on sharp predicates, in the form of events. This is part of the notation, for instance in expressions like  $\Pr(X \in E)$ , as used earlier in point 2.2. It does not make much sense to replace this sharp  $E$  with a fuzzy  $p$  when writing  $\Pr(X \in E)$ . That is one more reason why we write validity via  $\models$  and not via  $\Pr$ . Fuzzy predicates have actually surfaced in more recent research in Bayesian probability, see *e.g.* the concepts of ‘soft’ evidence [38] and ‘uncertain’ evidence [29], see also [1].

Fuzzy predicates have a different algebraic structure than sharp predicates. The latter form Boolean algebras. Fuzzy predicates however form effect modules (see *e.g.* [13]). However, these algebraic/logical structures will not play a role in the current setting.

We shall later sketch how a fuzzy predicate can be replaced by an additional node in a Bayesian network, see Remark 2.

## 2.6 Marginalisation and weakening are operations

Marginalisation is the operation of turning a joint distribution  $\omega$  on a product domain  $X \times Y$  into a distribution on one of the components, say on  $X$ . Traditionally marginalisation is indicated by omitting one of the variables: if  $\omega(x, y)$  is written for the joint distribution on  $X \times Y$ , then  $\omega(x)$  is its (first) marginal, as a distribution on  $X$ . It is defined as  $\omega(x) = \sum_y \omega(x, y)$ .

We prefer to write marginalisation as an explicit operation, so that  $M_1(\omega)$  is the first marginal (on  $X$ ), and  $M_2(\omega)$  is the second marginal (on  $Y$ ). More generally, marginalisation can be performed on a state  $\sigma$  on a domain  $X_1 \times \dots \times X_n$  in  $2^n$  many ways.

A seemingly different but closely related operation is weakening of predicates. If  $p \in [0, 1]^X$  is a predicate on a domain  $X$ , we may want to use it on a larger domain  $X \times Y$  where we ignore the  $Y$ -part. In logic this called weakening; it involves moving a predicate to a larger context. One could also indicate this via variables, writing  $p(x)$  for the predicate on  $X$ , and  $p(x, y)$  for its extension to  $X \times Y$ , where  $y$  in  $p(x, y)$  is a spurious variable. Instead we write  $W_1(p) \in [0, 1]^{X \times Y}$  for this weakened predicate. It maps  $(x, y)$  to  $p(x)$ .

Marginalisation  $M$  and weakening  $W$  are each other’s ‘cousins’. As we shall see, they can both be expressed via projection maps  $\pi_1: X \times Y \rightarrow X$ , namely as state transformation  $M_1(\omega) = \pi_1 \gg \omega$  and as predicate transformation  $W_1(p) = \pi_1 \ll p$ . As a result, the symbols  $M$  and  $W$  can be moved across validity  $\models$ , as in (6) below. In what we call crossover inference later on, the combination of marginalisation and weakening plays a crucial role.

## 2.7 Distinguish states and predicates

As just argued, marginalisation is an operation on states, whereas weakening acts on predicates (evidence). In general, certain operations only make sense on states (like convex sum) and others on predicates. This reflects the fact that states and predicates form very different algebraic structures: states on a given domain form a convex set (see *e.g.* [13]), whereas, as already mentioned in Section 2.5, predicates on a given domain form an effect module.

Despite the important conceptual differences, states and predicates are easily confused, also in the literature (see *e.g.* Example 11 below). The general rule of thumb is that states involve finitely many probabilities that add up to one — unlike for predicates. We elaborate formally on this distinction in Remark 1 below.

On a more conceptual level, one could spell out the difference by saying that states have an ontological flavour, whereas predicates play an epistemological role. That means, states describe factual reality, although in probabilistic form, via convex combinations of combined facts. In contrast, predicates capture just the likelihoods of individual facts as perceived

by an agent. Thus probabilities in predicates do not need to add up to one, because our perception of reality (contrary to reality itself) is possibly inconsistent or incomplete.<sup>1</sup> We shall elaborate more on this perspective at the end of Example 11 below.

### 3 States and predicates

Subsection 2.1 claimed that states (finite probability distributions) and fuzzy predicates — and their different roles — should be given more prominence in probability theory. We now elaborate this point in greater detail. We thus retell the same story as in the beginning, but this time with more mathematical details, and with more examples.

#### States

A *state* (probability distribution) over a ‘sample’ set  $A$  is a formal weighted combination  $r_1|a_1\rangle + \dots + r_n|a_n\rangle$ , where the  $a_i$  are elements of  $A$  and the  $r_i$  are elements of  $[0, 1]$  with  $\sum_i r_i = 1$ . We shall write  $\mathcal{D}(A)$  for the set of states/distributions on a set  $A$ . We will sometimes treat  $\omega \in \mathcal{D}(A)$  equivalently as a ‘probability mass’ function  $\omega: A \rightarrow [0, 1]$  with finite support  $\text{supp}(\omega) = \{a \in A \mid \omega(a) \neq 0\}$  and with  $\sum_{a \in A} \omega(a) = 1$ . More explicitly, the formal convex combination  $\sum_i r_i|a_i\rangle$  corresponds to the function  $\omega: A \rightarrow [0, 1]$  with  $\omega(a_i) = r_i$  and  $\omega(a) = 0$  if  $a \notin \{a_1, \dots, a_n\}$ . Then  $\text{supp}(\omega) = \{a_1, \dots, a_n\}$ , by construction.

For two states  $\sigma_1 \in \mathcal{D}(A_1)$  and  $\sigma_2 \in \mathcal{D}(A_2)$ , we can form the joint ‘product’ state  $\sigma_1 \otimes \sigma_2 \in \mathcal{D}(A_1 \times A_2)$  on the cartesian product  $A_1 \times A_2$  of the underlying sets, namely as:

$$(\sigma_1 \otimes \sigma_2)(a_1, a_2) := \sigma_1(a_1) \cdot \sigma_2(a_2). \quad (2)$$

For instance, if  $\sigma_1 = \frac{1}{3}|a\rangle + \frac{2}{3}|b\rangle$  and  $\sigma_2 = \frac{1}{8}|1\rangle + \frac{5}{8}|2\rangle + \frac{1}{4}|3\rangle$ , then their product is written with ket-notation as:

$$\sigma_1 \otimes \sigma_2 = \frac{1}{24}|a, 1\rangle + \frac{5}{24}|a, 2\rangle + \frac{1}{12}|a, 3\rangle + \frac{1}{12}|b, 1\rangle + \frac{5}{12}|b, 2\rangle + \frac{1}{6}|b, 3\rangle.$$

Marginalisation works in the opposite direction: it moves a ‘joint’ state on a product set to one of the components: for a state  $\omega \in \mathcal{D}(A_1 \times A_2)$  we have first and second marginalisation  $M_i(\omega) \in \mathcal{D}(A_i)$  determined as:

$$M_1(\omega)(a_1) = \sum_{a_2 \in A_2} \omega(a_1, a_2) \quad M_2(\omega)(a_2) = \sum_{a_1 \in A_1} \omega(a_1, a_2). \quad (3)$$

Here we use explicit operations  $M_1$  and  $M_2$  for taking the first and second marginal. The traditional way to write a marginal is to drop a variable: a joint distribution is written as  $\text{Pr}(x, y)$ , and its marginals as  $\text{Pr}(x)$  and  $\text{Pr}(y)$ , where  $\text{Pr}(x) = \sum_y P(x, y)$  and  $\text{Pr}(y) = \sum_x P(x, y)$ .

The two original states  $\sigma_1$  and  $\sigma_2$  in a product state  $\sigma_1 \otimes \sigma_2$  can be recovered as marginals of this product state:  $M_1(\sigma_1 \otimes \sigma_2) = \sigma_1$  and  $M_2(\sigma_1 \otimes \sigma_2) = \sigma_2$ .

In general a joint state  $\omega \in \mathcal{D}(A_1 \times A_2)$  does *not* equal the product  $M_1(\omega) \otimes M_2(\omega)$  of its marginals, making the whole more than the sum of its parts. When we do have  $\omega = M_1(\omega) \otimes M_2(\omega)$ , we call  $\omega$  *non-entwined*. Otherwise it is called *entwined*.

<sup>1</sup> Within this perspective, it is intriguing to read conditioning of a state by a predicate as adapting the facts according to the agent’s beliefs. In Philosophy one would say that our notion of conditioning forces an “idealistic” view of reality; in more mundane terms, it yields the possibility of “alternative facts”.

► **Example 1.** Given sets  $X = \{x, y\}$  and  $A = \{a, b\}$ , one can prove that a state  $\omega = r_1|x, a\rangle + r_2|x, b\rangle + r_3|y, a\rangle + r_4|y, b\rangle \in \mathcal{D}(X \times A)$ , where  $r_1 + r_2 + r_3 + r_4 = 1$ , is non-entwined if and only if  $r_1 \cdot r_4 = r_2 \cdot r_3$ . This fact also holds in the quantum case, see *e.g.* [27, §1.5].

For instance, the following joint state is entwined:

$$\omega = \frac{1}{8}|x, a\rangle + \frac{1}{4}|x, b\rangle + \frac{3}{8}|y, a\rangle + \frac{1}{4}|y, b\rangle.$$

Indeed,  $\omega$  has marginals  $M_1(\omega) \in \mathcal{D}(X)$  and  $M_2(\omega) \in \mathcal{D}(A)$ , namely:

$$M_1(\omega) = \frac{3}{8}|x\rangle + \frac{5}{8}|y\rangle \quad \text{and} \quad M_2(\omega) = \frac{1}{2}|a\rangle + \frac{1}{2}|b\rangle.$$

The original state  $\omega$  differs from the product of its marginals:

$$M_1(\omega) \otimes M_2(\omega) = \frac{3}{16}|x, a\rangle + \frac{3}{16}|x, b\rangle + \frac{5}{16}|y, a\rangle + \frac{5}{16}|y, b\rangle.$$

There is one more operation on states that occurs frequently, namely convex sum: if we have  $n$  states  $\omega_i \in \mathcal{D}(A)$  on the same sets and  $n$  probabilities  $r_i \in [0, 1]$  with  $\sum r_i = 1$ , then  $\sum r_i \omega_i$  is a state again.

## Predicates

A *predicate* on a sample space (set)  $A$  is a function  $p: A \rightarrow [0, 1]$ , taking values in the unit interval  $[0, 1]$ . We shall use the exponent notation  $[0, 1]^A$  for the set of predicates on  $A$ . What in probability theory are usually called events (subsets of  $A$ ) can be identified with *sharp* predicates, taking values in the subset of booleans  $\{0, 1\} \subseteq [0, 1]$ . We write  $\mathbf{1}_E \in [0, 1]^A$  for the sharp predicate associated with the event  $E \subseteq A$ , defined by  $\mathbf{1}_E(a) = 1$  if  $a \in E$  and  $\mathbf{1}_E(a) = 0$  if  $a \notin E$ . Thus predicates are a more general, ‘fuzzy’ notion of event, which we prefer to work with for the reasons explained in Subsection 2.5. We write  $\mathbf{1} = \mathbf{1}_A$ ,  $\mathbf{0} = \mathbf{1}_\emptyset$  for the truth and falsity predicates. They are the top and bottom elements in the set of predicates  $[0, 1]^A$ , with pointwise order. As special case, for an element  $a \in A$  we write  $\mathbf{1}_{\{a\}}$  for the ‘singleton’ or ‘point’ predicate on  $A$  that is 1 only on input  $a \in A$ .

For predicates  $p, q \in [0, 1]^A$  and scalar  $r \in [0, 1]$  we define  $p \& q \in [0, 1]^A$  as  $a \mapsto p(a) \cdot q(a)$  and  $r \cdot p \in [0, 1]^A$  as  $a \mapsto r \cdot p(a)$ . Moreover, there is an orthosupplement predicate  $p^\perp \in [0, 1]^A$  given by  $(p^\perp)(a) = 1 - p(a)$ . Then  $p^{\perp\perp} = p$ . Notice that  $\mathbf{1}_E \& \mathbf{1}_D = \mathbf{1}_{E \cap D}$  and  $(\mathbf{1}_E)^\perp = \mathbf{1}_{\neg E}$ , where  $\neg E \subseteq A$  is the set-theoretic complement of  $E$ .

► **Definition 2.** Let  $\omega \in \mathcal{D}(A)$  be a state and  $p \in [0, 1]^A$  be a predicate, both on the same set  $A$ . We write  $\omega \models p$  for the *validity* or *expected value* of  $p$  in state  $\omega$ . This validity is a number in the unit interval  $[0, 1]$ . We recall its definition from (1):

$$\omega \models p := \sum_{a \in A} \omega(a) \cdot p(a). \tag{4}$$

For an event (sharp predicate)  $E$ , the probability  $\text{Pr}(E)$  wrt. a state  $\omega$  is defined as  $\sum_{a \in E} \omega(a)$ . Using the above validity notation (4) we write  $\omega \models \mathbf{1}_E$  instead. As special case we have  $\omega \models \mathbf{1}_{\{x\}} = \omega(x)$ .

Notice that the validity  $\omega \models \mathbf{1}$  of the truth predicate  $\mathbf{1}$  is 1 in any state  $\omega$ . Similarly,  $\omega \models \mathbf{0} = 0$ . Additionally,  $\omega \models p^\perp = 1 - (\omega \models p)$  and  $\omega \models r \cdot p = r \cdot (\omega \models p)$ .

There is also a parallel product  $\otimes$  of predicates, like for states. Given two predicates  $p_1 \in [0, 1]^{A_1}$  and  $p_2 \in [0, 1]^{A_2}$  on sets  $A_1, A_2$  we form the product predicate  $p_1 \otimes p_2$  on  $A_1 \times A_2$  via:  $(p_1 \otimes p_2)(a_1, a_2) = p_1(a_1) \cdot p_2(a_2)$ . It is not hard to see that:

$$\omega_1 \otimes \omega_2 \models p_1 \otimes p_2 = (\omega_1 \models p_1) \cdot (\omega_2 \models p_2).$$



A product  $p \otimes \mathbf{1}$  or  $\mathbf{1} \otimes p$  with the truth predicate  $\mathbf{1}$  corresponds to *weakening*, that is to moving a predicate  $p$  to a bigger set (or context). We also write:

$$\mathbb{W}_1(p) := p \otimes \mathbf{1} \quad \text{and} \quad \mathbb{W}_2(p) := \mathbf{1} \otimes p \quad (5)$$

for these first and second weakening operations, like in Subsection 2.6. We deliberately use ‘dual’ notation for marginalisation  $\mathbb{M}$  and weakening  $\mathbb{W}$  because these operations are closely related, as expressed by the following equations.

$$\mathbb{M}_1(\omega) \models p = \omega \models \mathbb{W}_1(p) \quad \text{and} \quad \mathbb{M}_2(\omega) \models q = \omega \models \mathbb{W}_2(q). \quad (6)$$

As a result,  $\sigma_1 \otimes \sigma_2 \models \mathbb{W}_1(p) = \sigma_1 \models p$  and similarly  $\sigma_1 \otimes \sigma_2 \models \mathbb{W}_2(q) = \sigma_2 \models q$ .

► **Remark 1.** *As already mentioned in Subsection 2.7, conceptually, it is important to keep states and predicates apart. They play different roles, but mathematically it is easy to confuse them. States describe a state of affairs, whereas predicates capture evidence. We explicitly emphasise the differences between a state  $\omega \in \mathcal{D}(A)$  and a predicate  $p: A \rightarrow [0, 1]$  in several points.*

1. *A state has finite support. Considered as function  $\omega: A \rightarrow [0, 1]$ , there are only finitely many elements  $a \in A$  with  $\omega(a) \neq 0$ . In contrast, there may be infinitely many elements  $a \in A$  with  $p(a) \neq 0$ . This difference only makes sense when the underlying set  $A$  has infinitely many elements.*
2. *The finite sum  $\sum_{a \in A} \omega(a)$  equals 1, since states involve a convex sum. In contrast there are no requirements about the sum of the probabilities  $p(a) \in [0, 1]$  for a predicate  $p$ . In fact, such a sum may not exist when  $A$  is an infinite set. We thus see that each state  $\omega$  on  $A$  forms a predicate, when considered as a function  $A \rightarrow [0, 1]$ . But a predicate in general does not form a state.*
3. *States and predicates are closed under completely different operations. As we have seen, for states we have parallel products  $\otimes$ , marginalisation  $\mathbb{M}_i$ , and convex sum. In contrast, predicates are closed under orthosupplement  $(-)^{\perp}$ , conjunction  $\&$ , scalar multiplication  $s \cdot (-)$  and parallel product  $\otimes$  (with weakening as special case). The algebraic structures of states and of predicates is completely different: each set of states  $\mathcal{D}(A)$  forms a convex set whereas each set of predicates  $[0, 1]^A$  is an effect module, see e.g. [14] for more details.*
4. *State transformation (along a channel) happens in a forward direction, whereas predicate transformation (along a channel) works in a backward direction. These directions are described with respect the direction of the channel. This will be elaborated in Section 5.*

► **Remark 2.** *One possible reason why fuzzy predicates are not so common in (Bayesian) probability theory is that they can be mimicked via an extra node in a Bayesian network, together with a sharp predicate. We sketch how this works. Assume we have a set  $X = \{a, b, c\}$  and we wish to consider a fuzzy predicate  $p: X \rightarrow [0, 1]$  on  $X$ , say with  $p(a) = \frac{2}{3}$ ,  $p(b) = \frac{1}{2}$  and  $p(c) = \frac{1}{4}$ . Then we can introduce an extra node  $2 = \{t, f\}$  with a channel  $h: A \rightarrow 2$  given by:*

$$h(a) = \frac{2}{3}|t\rangle + \frac{1}{3}|f\rangle \quad h(b) = \frac{1}{2}|t\rangle + \frac{1}{2}|f\rangle \quad h(c) = \frac{1}{4}|t\rangle + \frac{3}{4}|f\rangle.$$

*The original predicate  $p$  on  $X = \{a, b, c\}$  can now be reconstructed via predicate transformation along  $h$  as  $h \ll \mathbf{1}_{\{t\}}$ , where, recall,  $\mathbf{1}_{\{t\}}$  is the sharp predicate on  $2$  which is 1 at  $t$  and 0 at  $f$ .*

*As an aside: we have spelled out the general isomorphism between predicates on a set  $A$  and channels  $A \rightarrow 2$ . Conceptually this is pleasant, but in practice we do not wish to extend our Bayesian network every time a fuzzy predicate pops up. What this example also illustrates is that sharpness of predicates is not closed under predicate transformation.*

## 4

 Conditioning

Conditioning is one of the most fundamental operations in probability theory. It is the operation that updates a state in the light of certain evidence. This evidence is thus incorporated in a new, updated state, that reflects the new insight. For this reason conditioning is sometime called belief update or belief revision. It forms the basis of learning, training and inference, see also Section 6.

A conditional probability is usually written as  $\Pr(E \mid D)$ . It describes the probability of event  $E$ , given event  $D$ . In the current context we follow a more general path, using fuzzy predicates instead of events. Also, we explicitly carry the state around. From this perspective, the update of a state  $\omega$  with a predicate  $p$ , leading to an updated state  $\omega|_p$ , is the fundamental operation. It allows us to retrieve probabilities  $\Pr(E \mid D)$  as special case, as will be shown at the end of this section.

► **Definition 3.** Let  $\omega \in \mathcal{D}(A)$  be a state and  $p \in [0, 1]^A$  be a predicate, both on the same set  $A$ . If the validity  $\omega \models p$  is non-zero, we write  $\omega|_p$  or for the conditional state “ $\omega$  given  $p$ ”, defined as formal convex sum:

$$\omega|_p := \sum_{a \in A} \frac{\omega(a) \cdot p(a)}{\omega \models p} |a\rangle. \quad (7)$$

► **Example 4.** Let’s take the numbers of a dice as sample space:  $\text{pips} = \{1, 2, 3, 4, 5, 6\}$ , with a fair/uniform dice distribution  $\text{dice} \in \mathcal{D}(\text{pips})$ .

$$\text{dice} = \frac{1}{6}|1\rangle + \frac{1}{6}|2\rangle + \frac{1}{6}|3\rangle + \frac{1}{6}|4\rangle + \frac{1}{6}|5\rangle + \frac{1}{6}|6\rangle.$$

We consider the predicate  $\text{evenish} \in [0, 1]^{\text{pips}}$  expressing that we are fairly certain of pips being even:

$$\begin{array}{lll} \text{evenish}(1) = \frac{1}{5} & \text{evenish}(3) = \frac{1}{10} & \text{evenish}(5) = \frac{1}{10} \\ \text{evenish}(2) = \frac{9}{10} & \text{evenish}(4) = \frac{9}{10} & \text{evenish}(6) = \frac{4}{5} \end{array}$$

We first compute the validity of  $\text{evenish}$  for our fair dice:

$$\begin{aligned} \text{dice} \models \text{evenish} &= \sum_x \text{dice}(x) \cdot \text{evenish}(x) \\ &= \frac{1}{6} \cdot \frac{1}{5} + \frac{1}{6} \cdot \frac{9}{10} + \frac{1}{6} \cdot \frac{1}{10} + \frac{1}{6} \cdot \frac{9}{10} + \frac{1}{6} \cdot \frac{1}{10} + \frac{1}{6} \cdot \frac{4}{5} = \frac{2+9+1+9+1+8}{60} = \frac{1}{2}. \end{aligned}$$

If we take  $\text{evenish}$  as evidence, we can update our state and get:

$$\begin{aligned} \text{dice}|_{\text{evenish}} &= \sum_x \frac{\text{dice}(x) \cdot \text{evenish}(x)}{\text{dice} \models \text{evenish}} |x\rangle \\ &= \frac{1/6 \cdot 1/5}{1/2} |1\rangle + \frac{1/6 \cdot 9/10}{1/2} |2\rangle + \frac{1/6 \cdot 1/10}{1/2} |3\rangle + \frac{1/6 \cdot 9/10}{1/2} |4\rangle + \frac{1/6 \cdot 1/10}{1/2} |5\rangle + \frac{1/6 \cdot 4/5}{1/2} |6\rangle \\ &= \frac{1}{15}|1\rangle + \frac{3}{10}|2\rangle + \frac{1}{30}|3\rangle + \frac{3}{10}|4\rangle + \frac{1}{30}|5\rangle + \frac{4}{15}|6\rangle. \end{aligned}$$

As expected, the probability of the even pips is now higher than the odd ones.

We collect some basic properties of conditioning.

► **Lemma 5.** Let  $\omega \in \mathcal{D}(A)$  and  $p, q \in [0, 1]^A$  be a state with predicates on the same set  $A$ .

1. Conditioning with truth does nothing:  $\omega|_{\mathbf{1}} = \omega$ ;

2. Conditioning with a conjunction amounts to separate conditionings:  $\omega|_{p \& q} = (\omega|_p)|_q$ ;
3. Conditioning with scalar product has no effect, when the scalar is non-zero:  $\omega|_{r \cdot p} = \omega|_p$  when  $r \neq 0$ ;
4. Conditioning with a point predicate yields a point state:  $\omega|_{\mathbf{1}_{\{x\}}} = \mathbf{1}|_x$ , when  $\omega(x) \neq 0$ ;

Now let  $\sigma_i \in \mathcal{D}(A_i)$  and  $p_i \in [0, 1]^{A_i}$ .

resume  $(\sigma_1 \otimes \sigma_2)|_{p_1 \otimes p_2} = (\sigma_1|_{p_1}) \otimes (\sigma_2|_{p_2})$ .

resume  $\mathbf{M}_1((\sigma \otimes \tau)|_{W_1(p_1)}) = \sigma|_{p_1}$  and  $\mathbf{M}_2((\sigma \otimes \tau)|_{W_2(p_2)}) = \tau|_{p_2}$ .

**Proof** All these properties follow via straightforward computation. We shall do (2) and (?).

For (2) we use:

$$\begin{aligned}
 ((\omega|_p)|_q)(a) &= \frac{\omega|_p(a) \cdot q(a)}{\omega|_p \models q} = \frac{\frac{\omega(a) \cdot p(a)}{\omega \models p} \cdot q(a)}{\sum_b \omega|_p(b) \cdot q(b)} = \frac{\frac{\omega(a) \cdot p(a)}{\omega \models p} \cdot q(a)}{\sum_b \frac{\omega(b) \cdot p(b)}{\omega \models p} \cdot q(b)} \\
 &= \frac{\omega(a) \cdot p(a) \cdot q(a)}{\sum_b \omega(b) \cdot p(b) \cdot q(b)} \\
 &= \frac{\omega(a) \cdot (p \& q)(a)}{\omega \models p \& q} \\
 &= (\omega|_{p \& q})(a).
 \end{aligned}$$

Similarly, for (?) we use:

$$\begin{aligned}
 (\sigma_1 \otimes \sigma_2)|_{p_1 \otimes p_2}(a_1, a_2) &= \frac{(\sigma_1 \otimes \sigma_2)(a_1, a_2) \cdot (p_1 \otimes p_2)(a_1, a_2)}{(\sigma_1 \otimes \sigma_2) \models (p_1 \otimes p_2)} \\
 &= \frac{\sigma_1(a_1) \cdot \sigma_2(a_2) \cdot p_1(a_1) \cdot p_2(a_2)}{(\sigma_1 \models p_1) \cdot (\sigma_2 \models p_2)} \\
 &= \frac{\sigma_1(a_1) \cdot p_1(a_1)}{\sigma_1 \models p_1} \cdot \frac{\sigma_2(a_2) \cdot p_2(a_2)}{\sigma_2 \models p_2} \\
 &= (\sigma_1|_{p_1}) \otimes (\sigma_2|_{p_2}). \quad \blacktriangleleft
 \end{aligned}$$

The following result gives the generalisation of Bayes' rule to the current setting with states and predicates.

► **Theorem 6.** Let  $\omega \in \mathcal{D}(A)$  and  $p, q \in [0, 1]^A$  be a state and two predicates on the set  $A$ .

1. The product rule holds:

$$\omega|_p \models q = \frac{\omega \models p \& q}{\omega \models p} \quad (8)$$

2. Bayes' rule holds:

$$\omega|_p \models q = \frac{(\omega|_q \models p) \cdot (\omega \models q)}{\omega \models p} \quad (9)$$

**Proof** Point (2) follows directly from (1) by using that  $p \& q = q \& p$ , so we concentrate on (1).

$$\begin{aligned}
 \omega|_p \models q &= \sum_a \omega|_p(a) \cdot q(a) = \sum_a \frac{\omega(a) \cdot p(a)}{\omega \models p} \cdot q(a) = \frac{\sum_a \omega(a) \cdot (p \& q)(a)}{\omega \models p} \\
 &= \frac{\omega \models p \& q}{\omega \models p}. \quad \blacktriangleleft
 \end{aligned}$$

## XX:12 Probabilistic Reasoning

We now relate our state-and-predicate based approach to conditioning to the traditional one. Recall that for events  $E, D \subseteq A$  one has, by definition:

$$\Pr(E | D) = \frac{\Pr(E \cap D)}{\Pr(D)}.$$

If these probabilities  $\Pr(\cdot)$  are computed wrt. a distribution  $\omega \in \mathcal{D}(A)$ , we can continue as follows.

$$\Pr(E | D) = \frac{\Pr(E \cap D)}{\Pr(D)} = \frac{\omega \models \mathbf{1}_{E \cap D}}{\omega \models \mathbf{1}_D} = \frac{\omega \models \mathbf{1}_E \ \& \ \mathbf{1}_D}{\omega \models \mathbf{1}_D} \stackrel{(8)}{=} \omega|_{\mathbf{1}_D} \models \mathbf{1}_E.$$

Thus the probability  $\Pr(E | D)$  can be expressed in our framework as the validity of the sharp predicate  $E$  in the state updated with the sharp predicate  $D$ . This is precisely the intended meaning.

### 5 Bayesian inference via state/predicate transformation

As mentioned in Subsection 2.4, a channel  $c: A \multimap B$  between two sets  $A, B$  is a probabilistic function from  $A$  to  $B$ . It maps an element  $a \in A$  to a state  $c(a) \in \mathcal{D}(B)$  of  $B$ . Hence it is an actual function of the form  $A \rightarrow \mathcal{D}(B)$ . Such functions are often described as conditional probabilities  $a \mapsto \Pr(b | a)$ , or as stochastic matrices. We repeat that channels are fundamental — more so than states and predicates — since a state  $\omega \in \mathcal{D}(A)$  can be identified with a channel  $\omega: 1 \multimap A$  for the singleton set  $1 = \{0\}$ . Similarly, a predicate  $p \in [0, 1]^A$  can be identified with a channel  $p: A \multimap 2$ , where  $2 = \{0, 1\}$ ; this uses that  $\mathcal{D}(2) \cong [0, 1]$ .

Channels are used for probabilistic state transformation  $\gg$  and predicate transformation  $\ll$ , in the following manner.

► **Definition 7.** Let  $c: A \multimap B$  be a channel, with a state  $\omega \in \mathcal{D}(A)$  on its domain  $A$  and a predicate  $q \in [0, 1]^B$  on its codomain  $B$ .

1. State transformation yields a state  $c \gg \omega$  on  $B$  defined by:

$$(c \gg \omega)(b) := \sum_{a \in A} \omega(a) \cdot c(a)(b). \quad (10)$$

2. Predicate transformation gives a predicate  $c \ll q$  on  $A$  defined by:

$$(c \ll q)(a) := \sum_{b \in B} c(a)(b) \cdot q(b). \quad (11)$$

The next example illustrates how state and predicate transformation can be used systematically to reason about probabilistic questions.

► **Example 8.** In a medical context we distinguish patients with low (L), medium (M), and high (H) blood pressure. We thus use as ‘blood’ sample space  $B = \{L, M, H\}$ , say with initial (‘prior’ or ‘base rate’) distribution  $\beta \in \mathcal{D}(B)$ :

$$\beta = \frac{1}{8}|L\rangle + \frac{1}{2}|M\rangle + \frac{3}{8}|H\rangle.$$

We consider a particular disease, whose a priori occurrence in the population depends on the blood pressure, as given by the following table.

blood pressure	disease likelihood
Low	5%
Medium	10%
High	15%

We choose as sample space for the disease  $D = \{d, d^\perp\}$  where the element  $d$  represents presence of the disease and  $d^\perp$  represents absence. The above table is now naturally described as a ‘sickness’ channel  $s: B \rightarrow D$ , given by:

$$s(L) = 0.05|d\rangle + 0.95|d^\perp\rangle \quad s(M) = 0.1|d\rangle + 0.9|d^\perp\rangle \quad s(H) = 0.15|d\rangle + 0.85|d^\perp\rangle.$$

We ask ourselves two basic questions.

- 1. What is the a priori probability of the disease?** The answer to this question is obtained by state transformation, namely by transforming the blood pressure distribution  $\beta$  on  $B$  to a disease distribution  $s \gg \beta$  on  $D$  along the sickness channel  $s$ . Concretely:

$$\begin{aligned} (s \gg \beta)(d) &\stackrel{(10)}{=} \sum_{x \in B} \beta(x) \cdot s(x)(d) \\ &= \beta(L) \cdot s(L)(d) + \beta(M) \cdot s(M)(d) + \beta(H) \cdot s(H)(d) \\ &= \frac{1}{8} \cdot \frac{1}{20} + \frac{1}{2} \cdot \frac{1}{10} + \frac{3}{8} \cdot \frac{3}{20} \\ &= \frac{9}{80} \\ (s \gg \beta)(d^\perp) &\stackrel{(10)}{=} \sum_{x \in B} \beta(x) \cdot s(x)(d^\perp) \\ &= \beta(L) \cdot s(L)(d^\perp) + \beta(M) \cdot s(M)(d^\perp) + \beta(H) \cdot s(H)(d^\perp) \\ &= \frac{1}{8} \cdot \frac{19}{20} + \frac{1}{2} \cdot \frac{9}{10} + \frac{3}{8} \cdot \frac{17}{20} \\ &= \frac{71}{80}. \end{aligned}$$

Thus we obtain as a priori disease distribution  $c \gg \beta = \frac{9}{80}|d\rangle + \frac{71}{80}|d^\perp\rangle = 0.1125|d\rangle + 0.8875|d^\perp\rangle$ . A bit more than 11% of the population has the disease at hand.

- 2. What is the likely blood pressure for people without the disease?** Before we calculate the updated (‘a posteriori’) blood pressure distribution, we reason intuitively. Since non-occurrence of the disease is most likely for people with low blood pressure, we expect that the updated blood pressure — after taking the evidence ‘absence of disease’ into account — will have a higher probability of low blood pressure than the original (a priori) value of  $\frac{1}{8}$  in  $\beta$ .

The evidence that we have is the point predicate  $\mathbf{1}_{\{d^\perp\}}$  on  $D$ , representing absence of the disease. In order to update  $\beta \in \mathcal{D}(B)$  we first apply predicate transformation  $s \ll \mathbf{1}_{\{d^\perp\}}$  to obtain a predicate on  $B$ . This transformed predicate in  $[0, 1]^B$  is computed as follows.

$$\begin{aligned} (s \ll \mathbf{1}_{\{d^\perp\}})(L) &\stackrel{(11)}{=} \sum_{y \in D} s(L)(y) \cdot \mathbf{1}_{\{d^\perp\}}(y) = s(L)(d^\perp) = 0.95 \\ (s \ll \mathbf{1}_{\{d^\perp\}})(M) &\stackrel{(11)}{=} \sum_{y \in D} s(M)(y) \cdot \mathbf{1}_{\{d^\perp\}}(y) = s(M)(d^\perp) = 0.9 \\ (s \ll \mathbf{1}_{\{d^\perp\}})(H) &\stackrel{(11)}{=} \sum_{y \in D} s(H)(y) \cdot \mathbf{1}_{\{d^\perp\}}(y) = s(H)(d^\perp) = 0.85. \end{aligned}$$

Notice that although  $\mathbf{1}_{\{d^\perp\}}$  is a sharp predicate, the transformed predicate  $s \ll \mathbf{1}_{\{d^\perp\}}$  is not sharp. This shows that sharp predicates are not closed under predicate transformation — as mentioned earlier in Subsection 2.5.

## XX:14 Probabilistic Reasoning

We can now update the original blood pressure distribution  $\beta$  with the transformed evidence  $s \ll \mathbf{1}_{\{d^\perp\}}$ . We first compute validity, and then perform conditioning:

$$\begin{aligned}
 \beta \models s \ll \mathbf{1}_{\{d^\perp\}} &\stackrel{(4)}{=} \sum_{x \in B} \beta(x) \cdot (s \ll \mathbf{1}_{\{d^\perp\}})(x) \\
 &= \beta(L) \cdot (s \ll \mathbf{1}_{\{d^\perp\}})(L) + \beta(M) \cdot (s \ll \mathbf{1}_{\{d^\perp\}})(M) + \beta(H) \cdot (s \ll \mathbf{1}_{\{d^\perp\}})(H) \\
 &= \frac{1}{8} \cdot \frac{19}{20} + \frac{1}{2} \cdot \frac{9}{10} + \frac{3}{8} \cdot \frac{17}{20} \\
 &= \frac{71}{80} \\
 \beta|_{s \ll \mathbf{1}_{\{d^\perp\}}} &\stackrel{(7)}{=} \sum_{x \in B} \frac{\beta(x) \cdot (s \ll \mathbf{1}_{\{d^\perp\}})(x)}{\beta \models s \ll \mathbf{1}_{\{d^\perp\}}} |x\rangle \\
 &= \frac{1/8 \cdot 19/20}{71/80} |L\rangle + \frac{1/2 \cdot 9/10}{71/80} |M\rangle + \frac{3/8 \cdot 17/20}{71/80} |H\rangle \\
 &= \frac{19}{142} |L\rangle + \frac{36}{71} |M\rangle + \frac{51}{142} |H\rangle \\
 &\sim 0.134 |L\rangle + 0.507 |M\rangle + 0.359 |H\rangle.
 \end{aligned}$$

As intuitively expected, a posteriori the probability of low blood pressure is higher than in the a priori distribution  $\beta$  — and the probability of high blood pressure is lower too.

These calculations with probabilities are relatively easy but may grow out of hand quickly. Therefore a library has been developed, called EFPROB see [4], that provides the relevant functions, for validity, state update, state and predicate transformation, *etc.*

It is natural to see a state  $\beta$  and a channel  $s$ , as used above, as stochastic matrices  $M_\beta$  and  $M_s$ , of the form:

$$M_\beta = \begin{pmatrix} 3/8 \\ 1/2 \\ 3/8 \end{pmatrix} \quad M_s = \begin{pmatrix} 0.05 & 0.1 & 0.15 \\ 0.95 & 0.9 & 0.85 \end{pmatrix}$$

These matrices are called stochastic because the columns add up to 1. The matrix of the state  $s \gg \beta$  is then obtained by matrix multiplication  $M_s M_\beta$ . For predicate transformation  $s \ll \mathbf{1}_{\{d^\perp\}}$  with  $M_{\mathbf{1}_{\{d^\perp\}}} = \begin{pmatrix} 0 & 1 \end{pmatrix}$  one uses matrix multiplication in a different order:

$$M_{\mathbf{1}_{\{d^\perp\}}} M_s = \begin{pmatrix} 0 & 1 \end{pmatrix} \begin{pmatrix} 0.05 & 0.1 & 0.15 \\ 0.95 & 0.9 & 0.85 \end{pmatrix} = \begin{pmatrix} 0.95 & 0.9 & 0.85 \end{pmatrix}.$$

The diligent reader may have noticed in this example that the probability  $(s \gg \beta)(d^\perp) = (s \gg \beta) \models \mathbf{1}_{\{d^\perp\}} = \frac{71}{80}$  in Example 8 coincides with the probability  $\beta \models (s \ll \mathbf{1}_{\{d^\perp\}}) = \frac{71}{80}$ . This in fact is an instance of the following general result, relating validity and transformations.

► **Proposition 9.** *Let  $c: A \dashv\rightarrow B$  be a channel,  $\omega \in \mathcal{D}(A)$  be a state on its domain, and  $q \in [0, 1]^B$  a predicate on its codomain. Then:*

$$(c \gg \omega) \models q = \omega \models (c \ll q). \tag{12}$$

**Proof** The result follows from a simple calculation:

$$\begin{aligned}
(c \gg \omega) \models q &\stackrel{(4)}{=} \sum_{b \in B} (c \gg \omega)(b) \cdot q(b) \\
&\stackrel{(10)}{=} \sum_{b \in B} \left( \sum_{a \in A} \omega(a) \cdot c(a)(b) \right) \cdot q(b) \\
&= \sum_{a \in A, b \in B} \omega(a) \cdot c(a)(b) \cdot q(b) \\
&= \sum_{a \in A} \omega(a) \cdot \left( \sum_{b \in B} c(a)(b) \cdot q(b) \right) \\
&\stackrel{(11)}{=} \sum_{a \in A} \omega(a) \cdot (c \ll q)(a) \\
&\stackrel{(4)}{=} \omega \models (c \ll q). \quad \blacktriangleleft
\end{aligned}$$

There are two more operations on channels that we need to consider, namely sequential composition  $\circ$  and parallel composition  $\otimes$ .

► **Definition 10.** Consider channels  $f: A \rightarrow B$ ,  $g: C \rightarrow D$  and  $h: X \rightarrow Y$ . These channels can be composed sequentially and in parallel, yielding new channels:

$$g \circ f: A \rightarrow C \quad \text{and} \quad f \otimes h: A \times X \rightarrow B \times Y,$$

via the following definitions.

$$(g \circ f)(a) := g \gg f(a) \quad \text{so that} \quad (g \circ f)(a)(c) = \sum_{b \in B} f(a)(b) \cdot g(b)(c).$$

The latter formula shows that channel composition is essentially matrix multiplication.

Next,

$$(f \otimes h)(a, x) := f(a) \otimes h(x) \quad \text{so that} \quad (f \otimes h)(a, x)(b, y) = f(a)(b) \cdot h(x)(y).$$

The product  $\otimes$  on the right of  $:=$  is the product of states, as described in (2). In terms of matrices, parallel composition of channels is given by the Kronecker product.

It is not hard to see that  $\circ$  and  $\otimes$  are well-behaved operations, satisfying for instance:

$$(g \otimes k) \circ (f \otimes h) = (g \circ f) \otimes (k \circ h).$$

They interact nicely with state and predicate transformation:

$$\begin{aligned}
(g \circ f) \gg \omega &= g \gg (f \gg \omega) & (g \circ f) \ll q &= f \ll (g \ll q) \\
(f \otimes h) \gg (\sigma \otimes \tau) &= (f \gg \sigma) \otimes (h \gg \tau) & (f \otimes h) \ll (p \otimes q) &= (f \ll p) \otimes (h \ll q).
\end{aligned}$$

Moreover, for the identity channel  $\text{id}$  given by  $\text{id}(x) = 1|x\rangle$  we have:

$$\text{id} \circ f = f = f \circ \text{id} \quad \text{id} \otimes \text{id} = \text{id}.$$

We will see examples of parallel composition of channels in Section 7 when we discuss (the semantics of) Bayesian networks.

► **Remark 3.** An ordinary function  $f: A \rightarrow B$  can be turned into a ‘deterministic’ channel  $\langle f \rangle: A \rightarrow B$  via:

$$\langle f \rangle(a) := 1|f(a). \quad (13)$$

This operation  $\langle \cdot \rangle$  sends function composition to channel composition:  $\langle g \circ f \rangle = \langle g \rangle \circ \langle f \rangle$ . The random variable  $X: \Omega \rightarrow A$  that we used in Subsection 2.3 is an example of such a deterministic channel. Formally, we should now write  $X^{-1}(a) = \langle X \rangle \ll \mathbf{1}_{\{a\}}$  for the event  $X^{-1}(a)$  on  $\Omega$ .

There are some further special cases of deterministic channels that we mention explicitly.

1. For two sets  $A_1, A_2$  we can form the cartesian product  $A_1 \times A_2$  with its two projection functions  $\pi_1: A_1 \times A_2 \rightarrow A_1$  and  $\pi_2: A_1 \times A_2 \rightarrow A_2$ . They can be turned into (deterministic) channels  $\langle \pi_i \rangle: A_1 \times A_2 \rightarrow A_i$ . One can then see that marginalisation and weakening are state transformation and predicate transformation along these projection channels:

$$\begin{aligned} \langle \pi_1 \rangle \gg \omega &= \mathbf{M}_1(\omega) & \langle \pi_1 \rangle \ll p &= \mathbf{W}_1(p) = p \otimes \mathbf{1} \\ \langle \pi_2 \rangle \gg \omega &= \mathbf{M}_2(\omega) & \langle \pi_2 \rangle \ll q &= \mathbf{W}_2(q) = \mathbf{1} \otimes q \end{aligned}$$

As a result, equation (6) is a special case of (12).

Moreover, these projection channels commute with parallel composition  $\otimes$  of channels, in the sense that:

$$\langle \pi_1 \rangle \circ (f \otimes h) = f \circ \langle \pi_1 \rangle \quad \langle \pi_2 \rangle \circ (f \otimes h) = h \circ \langle \pi_2 \rangle$$

2. For each set  $A$  there is a diagonal (or ‘copy’) function  $\Delta: A \rightarrow A \times A$  with  $\Delta(a) = (a, a)$ . It can be turned into a channel too, as  $\langle \Delta \rangle: A \rightarrow A \times A$ . However, this copy channel does not interact well with parallel composition of channels, in the sense that in general:

$$\langle \Delta \rangle \circ f \neq (f \otimes f) \circ \langle \Delta \rangle.$$

This equation does hold when the channel  $f$  is deterministic. Via diagonals we can relate parallel products  $\otimes$  and conjunctions  $\&$  of predicates:

$$\langle \Delta \rangle \ll (p \otimes q) = p \& q.$$

In the sequel we often omit the braces  $\langle \cdot \rangle$  around projections and diagonals, and simply write projection and copy channels as  $\pi_i: A_1 \times A_2 \rightarrow A_i$  and  $\Delta: A \rightarrow A \times A$ .

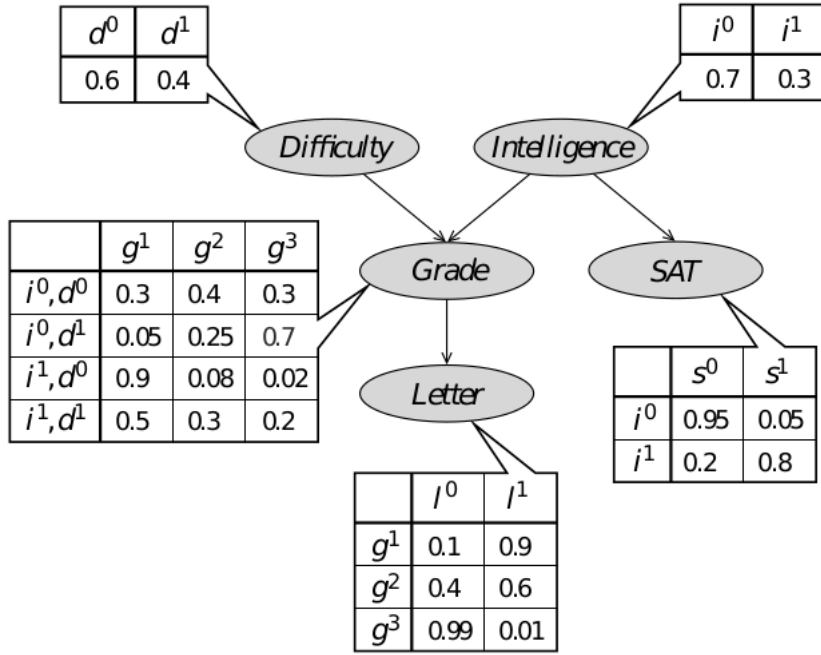
## 6 Inference in Bayesian networks

In this section we illustrate how channels can be used both to model Bayesian networks and to reason about them. We shall use a standard example from the literature, namely the ‘student’ network from [24]. The graph of the student network is described in original form in Figure 1. We see how a student’s grade depends on the difficulty of a test and the student’s intelligence. The SAT score only depends on intelligence; whether or not the student gets a strong ( $l^1$ ) or weak ( $l^0$ ) recommendation letter depends on the grade.

With each of the five nodes in the network a sample space is associated, namely:

$$D = \{d^0, d^1\}, \quad I = \{i^0, i^1\}, \quad G = \{g^1, g^2, g^3\}, \quad S = \{s^0, s^1\}, \quad L = \{l^0, l^1\}.$$





■ **Figure 1** Picture of the student Bayesian network, copied from [24], with conditional probability tables.

For the two initial nodes Difficulty (D) and Intelligence (I) we obtain two distributions/states  $\omega_D$  and  $\omega_I$ , whose probabilities are given in the two upper tables in Figure 1:

$$\omega_D = 0.6|d^0\rangle + 0.4|d^1\rangle \quad \omega_I = 0.7|i^0\rangle + 0.3|i^1\rangle.$$

They capture the a priori state of affairs, with a 0.4 likelihood of a difficult test ( $d^1$ ), and a 0.3 likelihood of an intelligent student ( $i^1$ ).

The remaining three nodes Grade (G), Letter (L) and SAT (S) have incoming arrows from parent nodes, and are thus not initial. They correspond to three channels:

$$c_G: D \times I \rightarrow G, \quad c_S: I \rightarrow S, \quad c_L: G \rightarrow L.$$

The definitions of these channels can be read directly from the tables. The SAT channel  $c_S: I \rightarrow S$  and the Letter channel  $c_L: G \rightarrow L$  are thus of the form:

$$\begin{aligned} c_S(i^0) &= 0.95|s^0\rangle + 0.05|s^1\rangle & c_L(g^1) &= 0.1|l^0\rangle + 0.9|l^1\rangle \\ c_S(i^1) &= 0.2|s^0\rangle + 0.8|s^1\rangle & c_L(g^2) &= 0.4|l^0\rangle + 0.6|l^1\rangle \\ & & c_L(g^3) &= 0.99|l^0\rangle + 0.01|l^1\rangle \end{aligned}$$

The Grade channel  $c_G: D \times I \rightarrow G$  looks as follows.

$$\begin{aligned} c_G(d^0, i^0) &= 0.3|g^1\rangle + 0.4|g^2\rangle + 0.3|g^3\rangle & c_G(d^0, i^1) &= 0.9|g^1\rangle + 0.08|g^2\rangle + 0.02|g^3\rangle \\ c_G(d^1, i^0) &= 0.05|g^1\rangle + 0.25|g^2\rangle + 0.7|g^3\rangle & c_G(d^1, i^1) &= 0.5|g^1\rangle + 0.3|g^2\rangle + 0.2|g^3\rangle \end{aligned}$$

(Notice that we switched the order of  $i$  and  $d$  wrt. the tables in Figure 1; we have done so in order to remain consistent with the order of the inputs  $D$  and  $I$  as suggested in the network

in Figure 1. This is actually a subtle issue, because usually in graphs there is no order on the parents of a node, that is, the parents form a *set* and not a *list*.)

We now discuss a number of inference questions from [24] and illustrate how they are answered systematically using our perspective with states, predicates and channels.

1. **What are the a priori probabilities for the recommendation?** To answer this question we follow the graph in Figure 1 and see that the answer is given by twice using state transformation, namely:

$$\begin{aligned} c_L \gg (c_G \gg (\omega_D \otimes \omega_I)) &= 0.498|l^0\rangle + 0.502|l^1\rangle, & \text{or, equivalently,} \\ &= (c_L \circ c_G) \gg (\omega_D \otimes \omega_I). \end{aligned}$$

2. **What if we know that the student is not intelligent?** The non-intelligence translates into the point predicate  $\mathbf{1}_{\{i^0\}}$  on the set  $I$ , which we use to update the intelligence state  $\omega_I$  before doing the same state transformations:

$$c_L \gg (c_G \gg (\omega_D \otimes (\omega_I|_{\mathbf{1}_{\{i^0\}}})) = 0.611|l^0\rangle + 0.389|l^1\rangle).$$

3. **What if we additionally know that the test is easy?** The easiness evidence translates into the predicate  $\mathbf{1}_{\{d^0\}}$  on  $D$ , which is used for updating the difficulty state:

$$\begin{aligned} c_L \gg (c_G \gg ((\omega_D|_{\mathbf{1}_{\{d^0\}}}) \otimes (\omega_I|_{\mathbf{1}_{\{i^0\}}})) &= 0.487|l^0\rangle + 0.513|l^1\rangle \\ &= (c_L \circ c_G) \gg ((\omega_D \otimes \omega_I)|_{(\mathbf{1}_{\{d^0\}} \otimes \mathbf{1}_{\{i^0\}})}). \end{aligned}$$

The previous two outcomes are obtained by what is called ‘causal reasoning’ or ‘prediction’ or ‘forward inference’, see the table at the end of Subsection 2.3. We continue with ‘backward inference’, also called ‘evidential reasoning’ or ‘explanation’.

4. **What is the intelligence given a C-grade ( $g^3$ )?** The evidence predicate  $\mathbf{1}_{\{g^3\}}$  is a predicate on the set  $G$ . We like to learn about the revised intelligence. This is done as follows. Via predicate transformation we obtain a predicate  $c_G \ll \mathbf{1}_{\{g^3\}}$  on  $D \times I$ . We can use it to update the product state  $\omega_D \otimes \omega_I$ . We then get the update intelligence by taking the second marginal, as in:

$$M_2((\omega_D \otimes \omega_I)|_{c_G \ll \mathbf{1}_{\{g^3\}}}) = 0.921|i^0\rangle + 0.0789|i^1\rangle.$$

We see that the new intelligence ( $i^1$ ) is significantly lower than the a priori value of 0.3, once a low grade is observed. The updated difficulty ( $d^1$ ) probability is higher than the original 0.4; it is obtained by taking the first marginal:

$$M_1((\omega_D \otimes \omega_I)|_{c_G \ll \mathbf{1}_{\{g^3\}}}) = 0.371|d^0\rangle + 0.629|d^1\rangle.$$

5. **What is the intelligence given a weak recommendation?** We now have a point predicate  $\mathbf{1}_{\{l^0\}}$  on the set  $L$ . Hence we have to do predicate transformation twice, along the channels  $c_L$  and  $c_G$ , in order to reach the initial states. This is done as:

$$\begin{aligned} M_2((\omega_D \otimes \omega_I)|_{c_G \ll (c_L \ll \mathbf{1}_{\{l^0\}})}) &= 0.86|i^0\rangle + 0.14|i^1\rangle, & \text{or, equivalently,} \\ &= M_2((\omega_D \otimes \omega_I)|_{(c_L \circ c_G) \ll \mathbf{1}_{\{l^0\}}}). \end{aligned}$$

**6. What is the intelligence given a C-grade but a high SAT score?** We now have two forms of evidence, namely the point predicate  $\mathbf{1}_{\{g^3\}}$  on  $G$  for the C-grade, and the point predicate  $\mathbf{1}_{\{s^1\}}$  on  $S$  for the high SAT score. We can transform the latter to a predicate  $c_S \ll \mathbf{1}_{\{s^1\}}$  on the set  $I$  and update the state  $\omega_I$  with it. Then we can proceed as in question 4:

$$M_2((\omega_D \otimes (\omega_I|_{c_S \ll \mathbf{1}_{\{s^1\}}}))|_{c_G \ll \mathbf{1}_{\{g^3\}}}) = 0.422|i^0\rangle + 0.578|i^1\rangle.$$

Thus the probability of high intelligence is 57.8% under these circumstances.

Using calculation rule that we have seen before, see notably in Lemma 5, this intelligence distribution can also be computed by weakening the predicate  $c_S \ll \mathbf{1}_{\{s^1\}}$  to  $W_2(c_S \ll \mathbf{1}_{\{s^1\}})$  on  $D \times I$ . Then we can take the conjunction with  $c_G \ll \mathbf{1}_{\{g^3\}}$  and perform a single update, as in:

$$M_2((\omega_D \otimes \omega_I)|_{W_2(c_S \ll \mathbf{1}_{\{s^1\}}) \& (c_G \ll \mathbf{1}_{\{g^3\}})})$$

But one can also do the update with  $c_S \ll \mathbf{1}_{\{s^1\}}$  at the very end, after the marginalisation, as in:

$$M_2((\omega_D \otimes \omega_I)|_{c_G \ll \mathbf{1}_{\{g^3\}}})|_{c_S \ll \mathbf{1}_{\{s^1\}}}$$

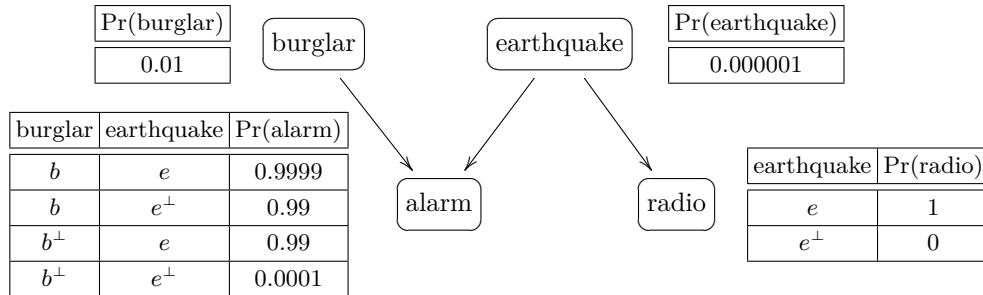
The associated difficulty level is the first marginal:

$$M_1((\omega_D \otimes (\omega_I|_{\mathbf{1}_{\{s^1\}}}))|_{c_G \ll \mathbf{1}_{\{g^3\}}}) = 0.24|d^0\rangle + 0.76|d^1\rangle.$$

The answers to the above questions hopefully convey the systematic thinking that is behind the use of channels — in forward or backward manner, following the network structure — in order to capture the essence of Bayesian networks. This systematics is elaborated further in subsequent sections. In the above ‘student’ example we have obtained the same outcomes as in traditional approaches. We conclude with an illustration where things differ.

► **Example 11.** The power of the channel-based approach is that it provides a ‘logic’ for Bayesian inference, giving high-level expressions  $c \gg \omega|_p$  and  $\omega|_{c \ll q}$  for forward and backward inference. We include an illustration from [1] where our method produces a different outcome. The logical description may help to clarify the differences.

Consider the following Bayesian network.



In this case we have binary sets  $B = \{b, b^\perp\}$ ,  $E = \{e, e^\perp\}$ ,  $A = \{a, a^\perp\}$  and  $R = \{r, r^\perp\}$  with initial states  $\omega_B = 0.01|b\rangle + 0.99|b^\perp\rangle$  and  $\omega_E = 0.000001|e\rangle + 0.999999|e^\perp\rangle$ . There are two channels  $c_A: B \times E \rightarrow A$  and  $c_R: E \rightarrow R$  based on the above (two lower) tables.

The following questions are asked in [1, Example 3.1 and 3.2].

1. **What is the probability of a burglary given that the alarm sounds?** In this case we have evidence  $\mathbf{1}_{\{a\}}$  on the set  $A$ , we pull it back to  $B \times E$  along the channel  $c_A$ , and we update the joint state  $\omega_B \otimes \omega_E$  and take the first marginal:

$$M_1((\omega_B \otimes \omega_E)|_{c_A \ll \mathbf{1}_{\{a\}}}) = 0.99000198|b\rangle + 0.00999802|b^\perp\rangle.$$

2. **What is this probability if we additionally hear a warning on the radio?** In that case we have additional evidence  $\mathbf{1}_{\{r\}}$  on  $R$ , which is pulled back along the channel  $c_R$  and used to update the state  $\omega_E$ . Then:

$$M_1((\omega_B \otimes (\omega_E|_{c_R \ll \mathbf{1}_{\{r\}}}))|_{c_A \ll \mathbf{1}_{\{a\}}}) = 0.010099|b\rangle + 0.989901|b^\perp\rangle.$$

3. ... **“imagine that we are only 70% sure we heard the burglar alarm sounding”**  
In this situation we have a fuzzy predicate  $q: A \rightarrow [0, 1]$  with  $q(a) = 0.7$  and  $q(a^\perp) = 0.3$ . We perform the same computation as in question 1, but now with evidence  $q$  instead of  $\mathbf{1}_{\{a\}}$ . This yields:

$$M_1((\omega_B \otimes \omega_E)|_{c_A \ll q}) = 0.0229|b\rangle + 0.9771|b^\perp\rangle. \tag{14}$$

However, in [1] a completely different computation is performed. The assumption about the alarm is not interpreted as a predicate, but as a state  $\sigma = 0.7|a\rangle + 0.3|a^\perp\rangle$ , even though the whole example is presented as an illustration of the use of *soft* evidence. A different predicate  $p: A \rightarrow [0, 1]$  is constructed, namely:

$$p(x) = M_1((\omega_B \otimes \omega_E)|_{c_A \ll \mathbf{1}_{\{x\}}}) \models \mathbf{1}_{\{b\}}. \tag{15}$$

Thus,  $p(x)$  is the probability of a burglary if the alarm is  $x$  (that is, “sounding” if  $x = a$  and “silent” if  $x = a^\perp$ ). The answer to the question “What is the probability of a burglary under this soft-evidence?” in [1] is computed as:

$$\sigma \models p = 0.7 \cdot p(a) + 0.3 \cdot p(a^\perp) = 0.69303. \tag{16}$$

For questions 1 and 2 our calculations coincide with the ones in [1], but for question 3 the answers clearly differ. We briefly analyse the situation.

- The description of *soft* evidence in [1] says<sup>2</sup>: “In soft or uncertain evidence, the evidence variable is in more than one state, with the strength of our belief about each state being given by probabilities.” In subsequent illustrations these probabilities add up to 1. This strongly suggests that soft evidence in [1] is not evidence in the form of a predicate, but is a distribution (state). Indeed, the computation (16) uses the given soft evidence as a state  $\sigma$ . Here we see a clear case of mixing up states and predicates, *c.f.* Subsection 2.7.
- In contrast, in the current setting a *fuzzy* predicate is a  $[0, 1]$ -valued function, without any requirement that probabilities add up to 1. Hence in the setting of the above example we could have a fuzzy predicate saying: we are 70% sure we heard the alarm and 20% sure that we heard no alarm. This would translate into  $q(a) = 0.7$  and  $q(a^\perp) = 0.2$ . In that case we would still be able to do the computation (14), but the approach of [1] would fail.

---

<sup>2</sup> Please keep the difference in terminology in mind: a ‘state’ in [1] is what we would call an element of the sample space; it is not a distribution as used here.

- Apart from the state/predicate confusion, the difference in computation can be formulated as: at which stage of the computation does one need to weigh the softness of the evidence? At the very end, as in (16) following [1], or right at the beginning, as in (14). The (soft) evidence about the alarm is translated in (15), via the predicate  $p$ , into (soft) evidence about the burglary, which is then weighed in (16) using the weights 0.7 and 0.3 that were originally given about the alarm (and not about the burglary).

We claim that the weighing should be done in the beginning, on the alarm data for which the original evidence was given. In this way the channel  $c_A: B \times E \rightarrow A$  takes the different alarm evidence probabilities into account, and translates them, via predicate transformation, into (soft) evidence on burglary and earthquake. More precisely, recall that we formalise the original soft evidence  $q$  on  $A$  as  $q(a) = 0.7, q(a^\perp) = 0.3$ . What evidence does this give us on  $B \times E$ ? The only reasonable answer is the transformed predicate  $c_A \ll q: B \times E \rightarrow [0, 1]$ , with outcomes:

$$(c_A \ll q)(b, e) = \sum_{x \in A} c_A(b, e)(x) \cdot q(x) = 0.9999 \cdot 0.7 + 0.0001 \cdot 0.3 = 0.7$$

Similarly one computes:

$$(c_A \ll q)(b, e^\perp) = (c_A \ll q)(b^\perp, e) = 0.696 \qquad (c_A \ll q)(b^\perp, e^\perp) = 0.3.$$

The last equation expresses: the alarm evidence  $q$  gives me evidence that there was not a burglary and also not an earthquake with 30% certainty. There are similar interpretations of the other three cases in  $B \times E$ . With this transformed evidence  $c_A \ll q$  on  $B \times E$  we can update the product joint state  $\omega_B \otimes \omega_E$  on  $B \times E$ . It yields the state  $(\omega_B \otimes \omega_E)|_{c_A \ll q}$ , whose first marginal yields the required burglary probability, as computed in (14).

- Yet another perspective is that the above computation and the one in [1] are based on different ways of understanding what soft evidence actually means. In [1] this notion, even though it is not made mathematically precise, appears to have an ontological interpretation: “the alarm was heard” is a new fact, which has 70% chances of being true, and is therefor used as a state (distribution). On the other hand, our fuzzy predicate interpretation has an epistemological flavour: it is new information about a (possibly inconsistent) agent’s belief that is made available. For instance, it can take the form of the testimony of a confused (or drunken) witness, saying: yes, I’m absolutely sure I heard the alarm; and also, when asked next, the witness could say: I’m certain I heard no alarm. We would then have soft evidence  $p$  with  $p(a) = p(a^\perp) = 1$ , and thus a fuzzy predicate rather than a probability distribution.

We shall briefly return to these different ways of computation in Example 14 where we show that the outcome in (14) also appears via ‘crossover inference’.

## 7 String diagrams for Bayesian probability

Abstractly, channels are arrows of a category, which is *symmetric monoidal*: it has sequential  $\circ$  and parallel  $\otimes$  composition. This categorical structure enables the use of a graphical (yet completely formal) notation for channels in terms of *string diagrams* [34]. We have no intention of giving a complete account of the string diagrammatic calculus here, and refer instead to [10] and [18, Remark 3.1] for details. Nonetheless, it is worthwhile pointing similarities and differences between the graphical representation of channels as string diagrams and the usual Bayesian network notation. We shall also use string diagrams to give a pictorial account of the important notion of disintegration (in the next section).

**XX:22 Probabilistic Reasoning**

Informally speaking, string diagrams for channels are similar to the kind of graphs that is used for Bayesian networks, see Figure 1, but there are important differences.

1. Whereas flow in Bayesian networks is top-down, we will adopt the convention that in string diagrams the flow is bottom-up. This is a non-essential, but useful difference, because it makes immediately clear in the current context whether we are dealing with a Bayesian network or with a string diagram. Also, it makes our presentation uniform with previous work, see *e.g.* [3].
2. The category where channels are arrows has extra structure, which allows for the use of “special” string diagrams representing certain elementary operations. We will have explicit string diagrams for *copying* and *discarding* variables, namely:

$$\text{copy} = \begin{array}{c} \text{---} \\ \diagup \quad \diagdown \\ \bullet \\ | \end{array} \quad \text{and} \quad \text{discard} = \begin{array}{c} \text{---} \\ \text{---} \\ \text{---} \\ \text{---} \\ \bullet \\ | \end{array}$$

There are some ‘obvious’ equations between diagrams involving such copy and discard, such as:

$$\begin{array}{c} \text{---} \\ \diagup \quad \diagdown \\ \bullet \\ | \end{array} \begin{array}{c} \text{---} \\ \text{---} \\ \text{---} \\ \text{---} \\ \bullet \\ | \end{array} = \begin{array}{c} \text{---} \\ \text{---} \\ \text{---} \\ \text{---} \\ \bullet \\ | \end{array} \begin{array}{c} \text{---} \\ \diagup \quad \diagdown \\ \bullet \\ | \end{array} \quad \begin{array}{c} \text{---} \\ \diagup \quad \diagdown \\ \bullet \\ | \end{array} \begin{array}{c} \text{---} \\ \diagup \quad \diagdown \\ \bullet \\ | \end{array} = \begin{array}{c} \text{---} \\ \diagup \quad \diagdown \\ \bullet \\ | \end{array} \begin{array}{c} \text{---} \\ \diagup \quad \diagdown \\ \bullet \\ | \end{array} \quad \begin{array}{c} \text{---} \\ \diagup \quad \diagdown \\ \bullet \\ | \end{array} \begin{array}{c} \text{---} \\ \diagup \quad \diagdown \\ \bullet \\ | \end{array} = \begin{array}{c} \text{---} \\ \diagup \quad \diagdown \\ \bullet \\ | \end{array}$$

These equations represent the fact that copy is the multiplication and discard is the unit of a commutative monoid.

3. With string diagrams one can clearly express joint states, on product domains like  $X_1 \times X_2$ , or  $X_1 \times \dots \times X_n$ . This is done by using multiple outgoing pins, coming out of a triangle shape — used for states — as for  $\omega \in \mathcal{D}(X_1 \times X_2)$  and  $\sigma \in \mathcal{D}(X_1 \times \dots \times X_n)$  in:



With this notation in place we can graphically express the marginals via discarding  $\overline{\text{---}}$  of wires:

$$M_1(\omega) = \begin{array}{c} X_1 \quad \overline{\text{---}} \\ \diagdown \quad \diagup \\ \omega \\ \text{---} \end{array} \quad \text{and} \quad M_2(\omega) = \begin{array}{c} \overline{\text{---}} \quad X_2 \\ \diagdown \quad \diagup \\ \omega \\ \text{---} \end{array}$$

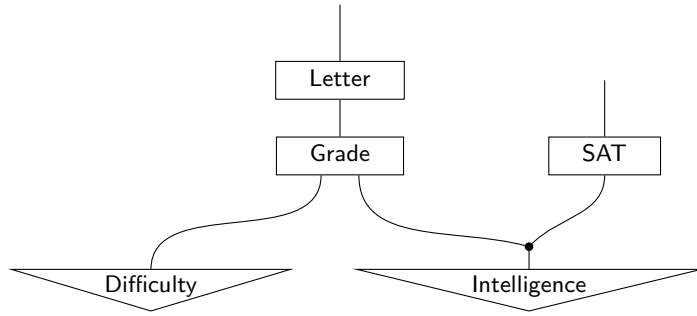
4. Channels are *causal* or *unitary* in the sense that discarding their output is the same as discarding their input:

$$\begin{array}{c} \overline{\text{---}} \\ \text{---} \\ \boxed{c} \\ \text{---} \\ \bullet \\ | \end{array} = \begin{array}{c} \overline{\text{---}} \\ \text{---} \\ \text{---} \\ \text{---} \\ \bullet \\ | \end{array}$$

The Intelligence node in Figure 1 has two outgoing arrows, but this does not mean that Intelligence is a joint state. Instead, these two arrows indicate that the outgoing wire should be copied, with one copy going to the Grade node and one to the SAT node. In string diagram notation this copying is written explicitly as in the string-diagrammatic analogue of the student network in Figure 2.

Recall that we wrote  $\omega_D = 0.6|d^0\rangle + 0.4|d^1\rangle$  and  $\omega_I = 0.7|i^0\rangle + 0.3|i^1\rangle$  for the initial states of the student network. The product state

$$\omega_D \otimes \omega_I = 0.42|d^0, i^0\rangle + 0.18|d^0, i^1\rangle + 0.28|d^1, i^0\rangle + 0.12|d^1, i^1\rangle$$



■ **Figure 2** Student network from Figure 1 expressed as string diagram.

is non-entwined, since it equals the product of its marginals  $\omega_D$  and  $\omega_I$ . A basic fact in probability is that conditioning can create entwinedness, see *e.g.* [19] for more information. We can see this concretely when the above product state  $\omega_D \otimes \omega_I$  is conditioned as in the fourth question in the previous section:

$$(\omega_D \otimes \omega_I)|_{c_G \ll \mathbf{1}_{\{g^3\}}} = \frac{12600}{34636} |d^0, i^0\rangle + \frac{36}{34636} |d^0, i^1\rangle + \frac{19600}{34636} |d^1, i^0\rangle + \frac{2400}{34636} |d^1, i^1\rangle.$$

With some effort one can show that this state is *not* the product of its marginals: it is entwined. In the language of string diagrams we can express this difference by writing:

$$\omega_D \otimes \omega_I = \text{Diagram of two separate trapezoids} \quad (\omega_D \otimes \omega_I)|_{c_G \ll \mathbf{1}_{\{g^3\}}} = \text{Diagram of a single trapezoid with two lines from above}$$

## 8 From joint states to Bayesian networks

Our framework allows to express states/distributions and Bayesian networks as entities of the same kind, namely as channels. It is natural to ask how the process of forming a Bayesian network from a distribution can be integrated in the picture.

In traditional probability theory, this procedure forms one of the original motivations for developing the notion of Bayesian network in the first place. Such networks allow for more efficient representation of probabilistic information (via probability tables, as in Figure 1) than joint states, which quickly become unmanageable via an exponential explosion. We quote [24]: “...the explicit representation of the joint distribution is unmanageable from every perspective. Computationally, it is very expensive to manipulate and generally too large to store in memory” and [31]: “...a Bayesian network can often be far more *compact* than the full joint distribution”.

The procedure of forming a Bayesian network from a given state usually goes through a sub-routine called *disintegration*. For a channel-based definition of disintegration, suppose we have a state  $\omega \in \mathcal{D}(X)$  and a channel  $c: X \rightarrow Y$ . Then we can form a joint state  $\sigma \in \mathcal{D}(X \times Y)$  as described by the following string diagram:

$$\text{Diagram of a trapezoid } \sigma \text{ with two lines from above} := \text{Diagram of a trapezoid } \omega \text{ with a channel } c \text{ box on top} \quad \text{that is} \quad \sigma(x, y) = \omega(x) \cdot c(x)(y). \tag{17}$$

The state  $\omega$  is determined as the first marginal  $\omega = M_1(\sigma)$  of  $\sigma$ . This can be seen by discarding  $\bar{\dagger}$  the second wire — on the left and on the right in the above equation — and using that channels are causal, and that discarding one wire of a copy is the identity wire.

Disintegration is the process in the other direction, from a joint state to a channel.

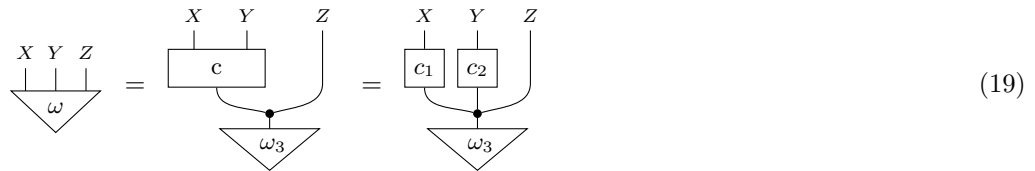
► **Definition 12.** Let  $\sigma \in \mathcal{D}(X \times Y)$  be a joint state. A *disintegration* of  $\sigma$  is a channel  $c: X \rightarrow Y$  for which the equation (17) holds, where  $\omega = M_1(\sigma)$ .

There is a standard formula for disintegration of a state  $\sigma \in \mathcal{D}(X \times Y)$ , namely:

$$c(x) := M_2(\sigma|_{\mathbf{1}_{\{x\}} \otimes \mathbf{1}}) = \sum_y \frac{\sigma(x, y)}{M_1(\sigma)(x)} |y\rangle. \tag{18}$$

We shall say that the channel  $c$  is ‘extracted’ from  $\sigma$ , or also that  $\sigma$  ‘factorises’ via  $c$  as in (17). Intuitively, channel  $c$  captures the conditional probabilities expressed in traditional notation as  $\Pr_\sigma(y | x)$  via a distribution on  $Y$  indexed by elements  $x \in X$ .

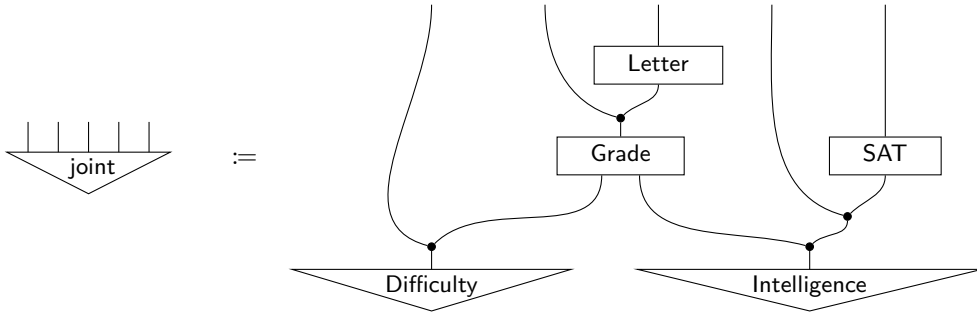
Definition 12 gives the basic form of disintegration. There are several variations, which are explored in [3] as part of a more abstract account of this notion. For instance, by swapping the domains one can also extract a channel  $Y \rightarrow X$ , in the other direction. Also, if  $\sigma$  is a joint state on  $n$  domains, there are in principle  $2^n$  ways of extracting a channel, depending on which pins are marginalised out, and which (other) ones are reconstructed via the channel. For instance, a disintegration of  $\omega \in \mathcal{D}(X \times Y \times Z)$  can also be a channel  $c: Z \rightarrow X \times Y$ . This example suggests a digression on a channel-based definition of conditional independence:  $X$  and  $Y$  are conditionally independent in  $\omega$  given  $Z$ , written as  $X \perp Y | Z$ , if any such disintegration  $c$  for  $\omega$  can actually be decomposed into channels  $c_1: Z \rightarrow X$  and  $c_2: Z \rightarrow Y$ . In string diagrams:



where  $\omega_3 = M_3(\omega) = \Pr_\omega(z)$  is the third marginal. These channels  $c_1, c_2$  may also be obtained by disintegration from the state  $M_{1,2}(\omega) = \Pr_\omega(x, y)$  obtained by marginalising out the third variable. In more traditional notation, one can intuitively read (19) as saying that  $\Pr_\omega(x, y, z) = \Pr_\omega(x | z) \cdot \Pr_\omega(y | z) \cdot \Pr_\omega(z)$ . We refer to [3] for the adequacy of this definition of conditional independence and its properties.

Another interesting observation is that disintegration forms a *modular* procedure. The formula (17) shows that disintegration yields a new decomposition of a given state: such a decomposition being a state itself, disintegration may be applied again. In fact, this repeated application is how a joint state on multiple domains gets represented as a Bayesian network. The channel-based approach understands this process uniformly as a step-by-step transformation of a given channel (a state) into another, equivalent channel (a Bayesian network). Once again, string diagrams are a useful formalism for visualising such correspondence. For instance, the joint state associated with the Student network from Figures 1 and 2 can be expressed as in Figure 3. Notice that the diagram in Figure 3 is just the one in Figure 2 where each non-final node has been made externally accessible via additional copiers  $\Upsilon$ . Figure 3 has the type of a joint state. Its value can then be calculated via state





■ **Figure 3** Joint distribution for the student network from Figure 1 obtained as string diagram with additional copiers for non-final nodes.

transformation, via a composite channel that can be “read off” directly from the graph in Figure 3, namely:

$$\begin{aligned} \text{joint} &:= ((\text{id} \otimes \text{id} \otimes c_L \otimes \text{id} \otimes \text{id}) \circ (\text{id} \otimes \Delta \otimes \text{id} \otimes c_S) \circ (\text{id} \otimes c_G \otimes \Delta) \circ (\Delta \otimes \Delta)) \\ &\gg (\omega_D \otimes \omega_I). \end{aligned} \quad (20)$$

The tool EFPROB [4] has been designed precisely to evaluate such systematic expressions.

Now that we have a formal description of the relationship between joint states and Bayesian networks, we turn to comparing Bayesian inference in these two settings. For reasons of simplicity, we concentrate on the binary case. Suppose we have a joint state  $\sigma \in \mathcal{D}(X \times Y)$ , now with *evidence* on  $X$ . In the present setting this evidence can be an arbitrary predicate  $p \in [0, 1]^X$  and not only a point predicate  $\mathbf{1}_{\{x\}}$ , as usual. We like to find out the distribution on  $Y$ , given the evidence  $p$ . Informally, this may be written as  $\Pr(Y | p)$ . More precisely, it is the second marginal of the state obtained by updating with the weakened version  $W_1(p) = p \otimes \mathbf{1}$ , as in:

$$M_2(\sigma|_{W_1(p)}).$$

Now suppose we have factorised the joint state  $\sigma$  as a (mini) network (17) via the extracted state  $c: X \rightarrow Y$ . We can also perform causal reasoning — *i.e.* forward inference — and obtain the state:

$$c \gg \omega|_p \quad \text{where} \quad \omega = M_1(\sigma).$$

The *Bayesian inference theorem* says that these outcomes are the same, not only for forward reasoning, but also for backward reasoning.

► **Theorem 13.** *Let  $\sigma \in \mathcal{D}(X \times Y)$  be a joint state with extracted channel  $c: X \rightarrow Y$  as in (17). For predicates  $p \in [0, 1]^X$  and  $q \in [0, 1]^Y$  one has:*

$$M_2(\sigma|_{W_1(p)}) = c \gg M_1(\sigma)|_p \quad \text{and} \quad M_1(\sigma|_{W_2(q)}) = M_1(\sigma)|_{c \ll q}.$$

Before giving a proof, we comment on the significance of the statement. Inference with joint states, as on the left-hand-side of the equations in Theorem 13, involves weakening  $W$  of evidence in one coordinate and marginalisation  $M$  in another coordinate. It uses the entwinedness of the joint stage  $\sigma$ , so that one coordinate can influence the other, see [19]

where this is called *crossover* influence. Therefor we like this call this form of inference via joint states *crossover inference*.

In contrast, inference on the right-hand-side of the equations in Theorem 13 essentially uses state and predicate transformation  $\gg$  and  $\ll$ . Therefor we refer to this form of inference as *transformer inference*. It consists of what we have called backward and forward inference in the table at the end of Subsection 2.3.

Thus the Bayesian inference theorem states the equivalence of crossover inference and transformer inference. Whereas crossover inference works well with small samples (see the examples below), it does not scale to larger networks, where transformations inference is preferable. The equivalence is widely known at some implicit level, but its formulation in this explicit form only arises within the current channel-based perspective on Bayesian networks.

We now provide a proof of the theorem. A purely diagrammatic argument is given in [3].

**Proof of Theorem 13** We confine ourselves to proving the first equation in concrete form, using the definition of extracted channel from (18):

$$\begin{aligned}
 & (c \gg M_1(\sigma)|_p)(y) \\
 &= \sum_x c(x)(y) \cdot M_1(\sigma)|_p(x) \\
 &\stackrel{(18)}{=} \sum_x \frac{\sigma(x, y)}{M_1(\sigma)(x)} \cdot \frac{M_1(\sigma)(x) \cdot p(x)}{M_1(\sigma) \models p} \\
 &\stackrel{(6)}{=} \sum_x \frac{\sigma(x, y) \cdot p(x)}{\sigma \models W_1(p)} \\
 &= \sum_x \frac{\sigma(x, y) \cdot W_1(p)(x, y)}{\sigma \models W_1(p)} \quad \text{since } W_1(p)(x, y) = (p \otimes \mathbf{1})(x, y) = p(x) \\
 &= \sum_x \sigma|_{W_1(p)}(x, y) \\
 &= M_2(\sigma|_{W_1(p)})(y). \quad \blacktriangleleft
 \end{aligned}$$

We conclude this section by giving two demonstrations of the equivalence stated in Theorem 13. First, we answer once again the six questions about the student network in Section 6: whereas therein we applied transformer inference, we now compute using crossover inference. We shall write:

$$\text{joint} \in \mathcal{D}(D \times G \times L \times I \times S)$$

for the joint state associated with the student network, obtained in formula (20), following Figure 3. We write  $M_i$  for the  $i$ -th marginal, obtained by summing out all domains which are not in the  $i$ -th position. For the sake of clarity we do not use the notation  $W$  for weakening, but use parallel product with the truth predicate  $\mathbf{1}$  instead. In agreement with Theorem 13, The outcomes are the same as in Section 6, but they have been computed separately (in EFPROB).

**1. What are the a priori probabilities for the recommendation?**

$$M_3(\text{joint}) = 0.498|l^0\rangle + 0.502|l^1\rangle.$$

**2. What if we know that the student is not intelligent?**

$$M_3(\text{joint}|_{\mathbf{1} \otimes \mathbf{1} \otimes \mathbf{1} \otimes \{i, 0\} \otimes \mathbf{1}}) = 0.611|l^0\rangle + 0.389|l^1\rangle.$$

3. What if we additionally know that the test is easy?

$$M_3(\text{joint}|_{\mathbf{1}_{\{a^0\}} \otimes \mathbf{1} \otimes \mathbf{1} \otimes \mathbf{1}_{\{i^0\}} \otimes \mathbf{1}}) = 0.487|i^0\rangle + 0.513|i^1\rangle.$$

4. What is the intelligence given a C-grade ( $g^3$ )?

$$M_4(\text{joint}|_{\mathbf{1} \otimes \mathbf{1}_{\{g^3\}} \otimes \mathbf{1} \otimes \mathbf{1} \otimes \mathbf{1}}) = 0.921|i^0\rangle + 0.0789|i^1\rangle.$$

5. What is the intelligence given a weak recommendation?

$$M_4(\text{joint}|_{\mathbf{1} \otimes \mathbf{1} \otimes \mathbf{1}_{\{t^0\}} \otimes \mathbf{1} \otimes \mathbf{1}}) = 0.86|i^0\rangle + 0.14|i^1\rangle.$$

6. What is the intelligence given a C-grade but a high SAT score?

$$M_4(\text{joint}|_{\mathbf{1} \otimes \mathbf{1}_{\{g^3\}} \otimes \mathbf{1} \otimes \mathbf{1} \otimes \mathbf{1}_{\{s^1\}}}) = 0.422|i^0\rangle + 0.578|i^1\rangle.$$

As a second demonstration of the theorem, we briefly return to the controversy around inference with soft predicates in Example 11.

► **Example 14.** We first re-arrange the Bayesian network from Example 11 in string diagrammatic form so that we can compute the joint state  $\omega \in \mathcal{D}(B \times A \times E \times R)$  as:

$\omega :=$

*i.e.*

$$\begin{aligned} \omega = & ((\text{id} \otimes \text{id} \otimes c_R \otimes \text{id}) \\ & \circ (\text{id} \otimes c_A \otimes \Delta) \\ & \circ (\Delta \otimes \Delta)) \gg (\omega_B \otimes \omega_E). \end{aligned}$$

Recall that we have soft/fuzzy evidence  $q(a) = 0.7, q(a^+) = 0.3$  on  $A$ . Given this evidence, we want to know the burglar probability. Using crossover inference it is computed as:

$$M_1(\omega|_{\mathbf{1}_{\{q\}} \otimes \mathbf{1} \otimes \mathbf{1}}) = 0.0229|b\rangle + 0.9771|b^+\rangle.$$

We obtain the same outcome as via transformer inference in (14). Of course, the Bayesian Inference Theorem 13 tells that the outcomes should coincide in general. This additional computation just provides further support for the appropriateness of doing inference via forward and backward transformations along channels.

## 9 Conclusions

This chapter provides an introduction to an emerging area of channel-based probability theory. It uses standard compositional techniques from programming semantics in the area of Bayesian inference, giving a conceptual connection between forward and backward inference (or: causal and evidential reasoning) on the one hand, and crossover influence on the other.

Promising research directions within this framework include the development of channel-based algorithms for Bayesian reasoning [16]. Moreover, the abstract perspective offered by the channel approach may apply to probabilistic graphical models other than Bayesian networks, including models for machine learning such as neural networks (see [17] for first steps). Paired with the mathematical language of string diagrams, this framework may eventually offer a unifying compositional perspective on the many different pictorial notations for probabilistic reasoning.

**Acknowledgements** Fabio Zanasi acknowledges support from EPSRRC grant nr. EP/R020604/1. Bart Jacobs' research has received funding from the European Research Council under the European Union's Seventh Framework Programme (FP7/2007-2013) / ERC grant agreement nr. 320571

## References

- 1 D. Barber. *Bayesian Reasoning and Machine Learning*. Cambridge Univ. Press, 2012. publicly available via <http://web4.cs.ucl.ac.uk/staff/D.Barber/pmwiki/pmwiki.php?n=Brml.HomePage>.
- 2 F. Bartels, A. Sokolova, and E. de Vink. A hierarchy of probabilistic system types. *Theoretical Computer Science*, 327(1-2):3–22, 2004.
- 3 K. Cho and B. Jacobs. Disintegration and Bayesian inversion, both abstractly and concretely. See [arxiv.org/abs/1709.00322](http://arxiv.org/abs/1709.00322), 2017.
- 4 K. Cho and B. Jacobs. The EfProb library for probabilistic calculations. In F. Bonchi and B. König, editors, *Conference on Algebra and Coalgebra in Computer Science (CALCO 2017)*, volume 72 of *LIPICs*. Schloss Dagstuhl, 2017.
- 5 K. Cho, B. Jacobs, A. Westerbaan, and B. Westerbaan. An introduction to effectus theory. see [arxiv.org/abs/1512.05813](http://arxiv.org/abs/1512.05813), 2015.
- 6 J. Culbertson and K. Sturtz. A categorical foundation for bayesian probability. *Appl. Categorical Struct.*, 22(4):647–662, 2014.
- 7 E. Dijkstra and C. Scholten. *Predicate Calculus and Program Semantics*. Springer, Berlin, 1990.
- 8 E. W. Dijkstra. *A Discipline of Programming*. Prentice Hall PTR, Upper Saddle River, NJ, USA, 1st edition, 1997.
- 9 D. Dubois and H. Prade. The logical view of conditioning and its application to possibility and evidence theories. *Int. Journ. of Approximate Reasoning*, 4:23–46, 1990.
- 10 B. Fong. Causal theories: A categorical perspective on Bayesian networks. Master’s thesis, Univ. of Oxford, 2012. see [arxiv.org/abs/1301.6201](http://arxiv.org/abs/1301.6201).
- 11 M. Giry. A categorical approach to probability theory. In B. Banaschewski, editor, *Categorical Aspects of Topology and Analysis*, number 915 in *Lect. Notes Math.*, pages 68–85. Springer, Berlin, 1982.
- 12 B. Jacobs. Probabilities, distribution monads, and convex categories. *Theoretical Computer Science*, 412(28):3323–3336, 2011.
- 13 B. Jacobs. Measurable spaces and their effect logic. In *Logic in Computer Science*. IEEE, Computer Science Press, 2013.
- 14 B. Jacobs. From probability monads to commutative effectuses. *Journ. of Logical and Algebraic Methods in Programming*, 94:200–237, 2017.
- 15 B. Jacobs. A recipe for state and effect triangles. *Logical Methods in Comp. Sci.*, 13(2), 2017. See <https://lmcs.episciences.org/3660>.
- 16 B. Jacobs. A channel-based exact inference algorithm for Bayesian networks. See [arxiv.org/abs/1804.08032](http://arxiv.org/abs/1804.08032), 2018.
- 17 B. Jacobs and D. Sprunger. Neural nets via forward state transformation and backward loss transformation. See [arxiv.org/abs/1803.09356](http://arxiv.org/abs/1803.09356), 2018.
- 18 B. Jacobs and F. Zanasi. A predicate/state transformer semantics for Bayesian learning. In L. Birkedal, editor, *Math. Found. of Programming Semantics*, number 325 in *Elect. Notes in Theor. Comp. Sci.*, pages 185–200. Elsevier, Amsterdam, 2016.
- 19 B. Jacobs and F. Zanasi. A formal semantics of influence in bayesian reasoning. In K. Larsen, H. Bodlaender, and J.-F. Raskin, editors, *Math. Found. of Computer Science*, volume 83 of *LIPICs*. Schloss Dagstuhl, 2017.
- 20 C. Jones and G. Plotkin. A probabilistic powerdomain of evaluations. In *Logic in Computer Science*, pages 186–195. IEEE, Computer Science Press, 1989.
- 21 A. Jung and R. Tix. The troublesome probabilistic powerdomain. In A. Edalat, A. Jung, K. Keimel, and M. Kwiatkowska, editors, *Comprox III, Third Workshop on Computation and Approximation*, number 13 in *Elect. Notes in Theor. Comp. Sci.*, pages 70–91. Elsevier, Amsterdam, 1998.

- 22 K. Keimel. The monad of probability measures over compact ordered spaces and its Eilenberg-Moore algebras. *Topology and its Applications*, 156:227–239, 2008.
- 23 K. Keimel and G. Plotkin. Predicate transformers for extended probability and non-determinism. *Math. Struct. in Comp. Sci.*, 19(3):501–539, 2009.
- 24 D. Koller and N. Friedman. *Probabilistic Graphical Models. Principles and Techniques*. MIT Press, Cambridge, MA, 2009.
- 25 D. Kozen. Semantics of probabilistic programs. *Journ. Comp. Syst. Sci.*, 22(3):328–350, 1981.
- 26 D. Kozen. A probabilistic PDL. *Journ. Comp. Syst. Sci.*, 30(2):162–178, 1985.
- 27 N.D. Mermin. *Quantum Computer Science: An Introduction*. Cambridge Univ. Press, 2007.
- 28 M. Mislove. Probabilistic monads, domains and classical information. In E. Kashefi, J. Krivine, and F. van Raamsdonk, editors, *Developments of Computational Methods (DCM 2011)*, number 88 in Elect. Proc. in Theor. Comp. Sci., pages 87–100, 2012.
- 29 A. Ben Mrad, V. Delcroix, S. Piechowiak, P. Leicester, and M. Abid. An explication of uncertain evidence in Bayesian networks: likelihood evidence and probabilistic evidence. *Applied Intelligence*, 23(4):802–824, 2015.
- 30 P. Panangaden. *Labelled Markov Processes*. Imperial College Press, London, 2009.
- 31 S. Russell and P. Norvig. *Artificial Intelligence. A Modern Approach*. Prentice Hall, 2003.
- 32 A. Ścibior, Z. Ghahramani, and A. Gordon. Practical probabilistic programming with monads. In *Proc. 2015 ACM SIGPLAN Symp. on Haskell*, pages 165–176. ACM, 2015.
- 33 A. Ścibior, O. Kammar, M. Vákár, S. Staton, H. Yang, Y. Cai, K. Ostermann, S. Moss, C. Heunen, and Z. Ghahramani. Denotational validation of higher-order Bayesian inference. In *Princ. of Programming Languages*, pages 60:1–60:29. ACM Press, 2018.
- 34 P. Selinger. A survey of graphical languages for monoidal categories. *Springer Lecture Notes in Physics*, 13(813):289–355, 2011.
- 35 A. Sokolova. Probabilistic systems coalgebraically: A survey. *Theoretical Computer Science*, 412(38):5095–5110, 2011.
- 36 S. Staton, H. Yang, C. Heunen, O. Kammar, and F. Wood. Semantics for probabilistic programming: higher-order functions, continuous distributions, and soft constraints. In *Logic in Computer Science*. IEEE, Computer Science Press, 2016.
- 37 R. Tix, K. Keimel, and G. Plotkin. *Semantic Domains for Combining Probability and Non-Determinism*. Number 129 in Elect. Notes in Theor. Comp. Sci. Elsevier, Amsterdam, 2005.
- 38 M. Valtorta, Y.-G. Kim, and J. Vomlel. Soft evidential update for probabilistic multiagent systems. *Int. Journ. of Approximate Reasoning*, 29(1):71–106, 2002.
- 39 D. Varacca and G. Winskel. Distributing probability over non-determinism. *Math. Struct. in Comp. Sci.*, 16:87–113, 2006.
- 40 E. de Vink and J. Rutten. Bisimulation for probabilistic transition systems: a coalgebraic approach. *Theoretical Computer Science*, 221:271–293, 1999.