

Exact Pollard-like internal water waves

Mateusz Kluczek

*School of Mathematical Sciences, Western Gateway Building
Western Road, University College Cork
Cork, Ireland
m.kluczek@umail.ucc.ie*

In this paper we construct a new solution which represents Pollard-like three-dimensional nonlinear geophysical internal water waves. The Pollard-like solution includes the effects of the rotation of Earth and describes the internal water wave which exists at all latitudes across Earth and propagates above the thermocline. The solution is provided in Lagrangian coordinates. In the process we derive the appropriate dispersion relation for the internal water waves in a stable stratification and discuss the particles paths. An analysis of the dispersion relation for the constructed model identifies one mode of the internal water waves.

Keywords: Exact and explicit solution; geophysical, internal water waves.

2000 Mathematics Subject Classification: 74G05, 76B15, 86A05

1. Introduction

The aim of this paper is to present a new exact solution which represents a nonlinear internal water wave. The solution in this study is constructed by adapting the celebrated Pollard's solution in order to successfully describe the internal water waves. In 1970, Pollard [33] presented a surface wave solution, where he extended the remarkable Gerstner's solution [15] by including the effects of the rotation of Earth.

An extensive analysis of Gerstner's solution was presented in [3, 5, 17]. Recently, there has been a significant research activity deriving Gerstner-like solutions which model various geophysical oceanic waves including equatorially-trapped surface and internal waves [6–8, 22, 24] or waves in the presence of depth invariant underlying currents [19–21, 31, 32, 35]. Furthermore, an instability analysis of Gerstner's solution was presented in [9]. The mathematical importance of the recently derived and analysed Gerstner-like solutions is presented in a form of a review paper in [23, 27, 29]. For rotating flows in the Pollard solution a wave experiences a very slight cross-wave tilt to the wave orbital motion associated with the planetary vorticity. Therefore, the Pollard-like solution is more suitable to describe large-scale global waters rather than Gerstner's solution; since Gerstner's solution describes the motion of a particle in the vertical plane [3, 6, 15, 17], it is more adequate for flows close to the Equator where the force alternating the particles paths vanishes and the orbits are indeed vertical. The primary novel feature of this paper is we present an exact solution representing an internal water wave. The Pollard-like internal water wave solution established in this paper describes still the circular particle orbits but now the orbits lie in a plane slightly tilted from the vertical, therefore the solution is fully three-dimensional and is essentially different to the internal water wave solutions derived for the equatorial region [7, 8]; cf. [2] for a discussion of the oceanographical relevance of these solutions.

The internal water waves in a stably stratified ocean may describe the oscillation of a thermocline [10, 13]. The thermocline is a sharp interface separating two horizontal layers of ocean water with constant but different densities [13, 14, 38]. The thermocline is a phenomenon occurring also

at higher latitudes, thus it is important to emphasise the need for a solution which describes the internal water waves applicable beyond the equatorial region, as is the case in this paper. The mechanism of generation of the oscillation of the thermocline is, regrettably, outside of the scope of this paper; cf. [10, 28, 29] for a detailed study of the thermocline and its interaction with the Equatorial Undercurrent.

Subsequently to the work on Gerstner-like solutions, there has been developments in the analysis of Pollard's solution for surface waves [12, 25, 26]. A Pollard-like solution for the surface waves in the presence of mean currents and rotation was derived in a recent research paper [12], with an instability analysis of the Pollard-like solution presented in [26]. Moreover, the surface wave solution is globally dynamically possible [36]. Our purpose is to modify Pollard's solution to obtain a valid model describing the nonlinear internal water waves. By empirically examining the developed solution, we hope to produce a more complete understanding of the internal oceanic flows [11]. We build on this analysis to identify the dispersion relation for the internal waves, describing the oscillation of the thermocline, which may be expressed as a polynomial of degree four by a suitable non-dimensional transformation. An analysis of the polynomial identifies one mode of the internal water wave that is a standard internal gravity wave modified very slightly by Earth's rotation.

2. The governing equations

The flow pattern we investigate is described in a rotating frame with the origin at a point on Earth's surface. Therefore, the (x, y, z) Cartesian coordinates represent the directions of the longitude, latitude and local vertical, respectively. The governing equations for the geophysical ocean waves are given by the Euler equations [13, 38]

$$\begin{cases} u_t + uu_x + vu_y + wu_z + 2\Omega w \cos \phi - 2\Omega v \sin \phi = -\frac{1}{\rho}P_x, \\ v_t + uv_x + vv_y + wv_z + 2\Omega u \sin \phi = -\frac{1}{\rho}P_y, \\ w_t + uw_x + vw_y + ww_z - 2\Omega u \cos \phi = -\frac{1}{\rho}P_z - g, \end{cases}$$

coupled with the equation of mass conservation

$$\rho_t + u\rho_x + v\rho_y + w\rho_z = 0,$$

together with the equation for incompressibility

$$u_x + v_y + w_z = 0. \tag{2.1}$$

Here t is time, ϕ represents the latitude, $g = 9.81\text{ms}^{-2}$ is the constant gravitational acceleration at Earth's surface, ρ is the water's density, and P is the pressure, while u , v and w are the respective fluid velocity components. Earth is taken to be a sphere of radius $R = 6371$ km, rotating with the constant rotational speed $\Omega = 7.29 \times 10^{-5}\text{rad}\cdot\text{s}^{-1}$ round the polar axis towards the east.

The solution that we construct models the internal water waves describing the oscillation of a thermocline and the hydrostatic model is presented as follow. The thermocline separates layers of ocean water of different densities [13]. The layer of less dense water $\mathcal{M}(t)$ with density ρ_0 overlays the layer of more dense water $\mathcal{S}(t)$ with density $\rho_+ > \rho_0$. The wave motion in $\mathcal{M}(t)$ is describing the

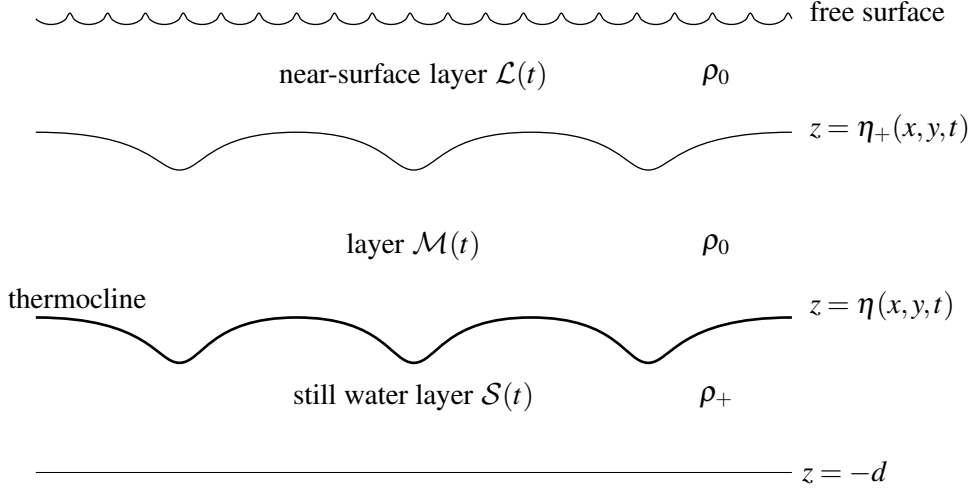


Fig. 1. The depiction of the main flow regions at a fixed latitude y . The thermocline is described by a trochoid propagating at a speed c . The thermocline separates two layers of water of constant however different densities $\rho_0 < \rho_+$ in a stable stratification. In the solution that we present the amplitude of the internal waves decays exponentially above the thermocline and is reduced to less than 4% of its thermocline value at the height of half a wave-length above the thermocline.

oscillations of the thermocline. The layer $\mathcal{M}(t)$ is bounded by the thermocline $z = \eta(x, y, t)$ and by the upper boundary $z = \eta_+(x, y, t)$. In the solution which we present below the amplitude of the internal waves decays exponentially with the height above the thermocline. The amplitude of the internal waves is reduced to less than 4% of its thermocline value at the height of half a wave-length above the thermocline, since $e^{-\pi} \approx 0.04$ (cf. [6]), therefore, for the purposes of this model, it is justifiable to consider that the layer $\mathcal{M}(t)$ is finite and bounded. The motion in the near surface layer $\mathcal{L}(t)$ is neglected as it is a small perturbation of the free surface caused primarily by the wind and the geophysical effect has little bearing there. The layer $\mathcal{S}(t)$ of water under the thermocline describes a motionless abyssal deep-water region. The idea is to approximate the thermal structure of an ocean in the simplest form. We investigate the internal water waves in a relatively narrow ocean strip less than a few degrees of latitude wide, and so we regard the Coriolis parameters

$$f = 2\Omega \sin \phi, \quad \hat{f} = 2\Omega \cos \phi,$$

as constants, where f is called the Coriolis parameter and \hat{f} has no traditional name but usually is called the reciprocal Coriolis parameter [13]. The typical values of the Coriolis parameters at 45° on the Northern Hemisphere are $f = \hat{f} = 10^{-4} s^{-1}$ [16]. On a rotating sphere, such as Earth, the Coriolis term varies with the sine of latitude, however in the β -plane approximation the Coriolis parameter is set to vary linearly in space. Furthermore, this variation can be ignored and a value of Coriolis parameter appropriate for a particular latitude can be used in the whole domain [13]. Thus, the Euler equations reduce in the f -plane approximation to

$$\begin{cases} u_t + uu_x + vu_y + wu_z + \hat{f}w - fv = -\frac{1}{\rho}P_x, \\ v_t + uv_x + vv_y + wv_z + fu = -\frac{1}{\rho}P_y, \\ w_t + uw_x + vw_y + ww_z - \hat{f}u = -\frac{1}{\rho}P_z - g. \end{cases} \quad (2.2)$$

Water is still under the thermocline which indicates that the velocity field is in the form

$$(u, v, w) = (0, 0, 0) \text{ for } z < \eta(x, y, t).$$

Since there is no motion in the layer $\mathcal{S}(t)$ the governing equations imply the hydrostatic pressure

$$P = P_0 - \rho_+gz \quad z < \eta(x, y, t).$$

The governing equations for the internal water waves in the layer $\mathcal{M}(t)$ are

$$\begin{cases} u_t + uu_x + vu_y + wu_z + \hat{f}w - fv = -\frac{1}{\rho_0}P_x, \\ v_t + uv_x + vv_y + wv_z + fu = -\frac{1}{\rho_0}P_y, \\ w_t + uw_x + vw_y + ww_z - \hat{f}u = -\frac{1}{\rho_0}P_z - g. \end{cases} \quad (2.3)$$

The appropriate boundary conditions for the internal water waves are the dynamic and kinematic conditions,

$$\begin{aligned} P &= P_0 - \rho_+gz \text{ on the thermocline } z = \eta(x, y, t) \\ w &= \eta_t + u\eta_x + v\eta_y \text{ on the thermocline } z = \eta(x, y, t), \end{aligned}$$

respectively. The kinematic condition prevents mixing of particles between the abyssal water region and the layer $\mathcal{M}(t)$. The particle initially on the boundary stays on the boundary all the times.

3. Discussion of the model

3.1. Exact and explicit solution

In this section we present an exact solution to the governing equations for the internal water waves in the layer $\mathcal{M}(t)$. The Pollard-like solution represents a periodic travelling wave in the longitudinal direction at a speed of propagation c . For the explicit description of this flow it is convenient to use the Lagrangian framework [1]. The Lagrangian positions (x, y, z) of a fluid particle are given as functions of the labelling variables (q, r, s) , time t and real parameters a, b, c, d, k, m . We show that the explicit solution to the governing equations (2.3) satisfying the incompressibility condition is given by

$$\begin{cases} x = q - be^{-ms} \sin[k(q - ct)], \\ y = r - de^{-ms} \cos[k(q - ct)], \\ z = s - ae^{-ms} \cos[k(q - ct)]. \end{cases} \quad (3.1)$$

The constant $k = 2\pi/L$ is the wavenumber corresponding to the wavelength L . The parameter q covers the real line, while $r \in [-r_0, r_0]$, for some r_0 , because the solution is set up around a fixed latitude ϕ . For every fixed value of $r \in [-r_0, r_0]$, we require $s \in [s_0, s_+]$, where the choice $s = s_0 \geq s^* > 0$ represents the thermocline $z = \eta(x, y, t)$ at the latitude ϕ , while $s = s_+ > s_0$ prescribes the interface $z = \eta_+(x, y, t)$ separating $\mathcal{L}(t)$ and $\mathcal{M}(t)$ at the same latitude. We set the parameter of the amplitude $a > 0$, wavenumber $k > 0$ and for waves with amplitude decreasing above the thermocline we require $m > 0$. The parameter d varies from $d > 0$ in the Southern Hemisphere, $d < 0$ in the Northern Hemisphere to $d = 0$ on the Equator since it is related to the Coriolis parameter f , which we show later on. Moreover, the parameters b, c, d must be suitably chosen in terms of k, m, a .

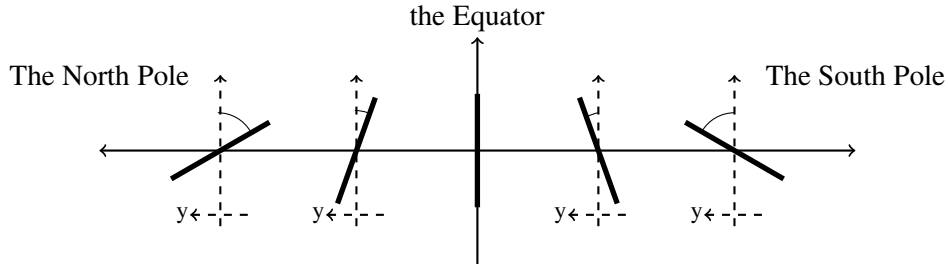


Fig. 2. The figure presents the inclination of the particles orbits when the latitude increases. At the Equator the orbit becomes vertical.

Before we proceed to proving the validity of the explicit solution (3.1) we want to provide a brief discussion about the particle trajectory. For the setting of a surface wave (cf. [12]), it is shown that the solution (3.1) with parameters for the surface waves describes circles, which also applies to the internal waves. A feature of the Pollard-like solution is that the path of a particle is a slightly tilted circle [12, 33] where the Gerstner-like solution describes circles in the vertical plane [17]. In the Pollard-like solution for the internal waves the top of the circle made by the particle is closer to the Equator and the bottom of the circle deviates to the pole at an angle of inclination $\arctan(-d/a)$ to the local vertical, which is a reversed state to the one of the surface waves [12]. The angle of the inclination is increasing with the distance from the Equator (the figure (2)). The orbits of the water particles in three-dimensions are presented in the figure (3). The internal waves are in this setting in the shape of a trochoid (cf. [5]), whereas the surface wave is an inverted trochoid. The internal wave has narrow troughs and wide crests. The shape of the internal wave is depicted in the figure (4) taking into account the three-dimensional character. For a better explanation of the shape of the internal wave the intersection of the wave and the vertical plane is presented in the figure (5). Moreover, our setting of the internal wave evaluated on the Equator particularises to the Gerstner-like equatorial internal wave solution [24]. Note that in Gerstner's and Pollard's surface waves [3, 12, 17, 33] the amplitude of wave oscillations decreases as we descend into fluid, which is a reverse of the present setting, whereby the amplitude of the internal waves decreases exponentially

as we ascend above the thermocline [7, 8]. Let us now verify that (3.1) is indeed the exact solution of (2.3) representing the internal water waves. For notational convenience we set

$$\theta = k(q - ct).$$

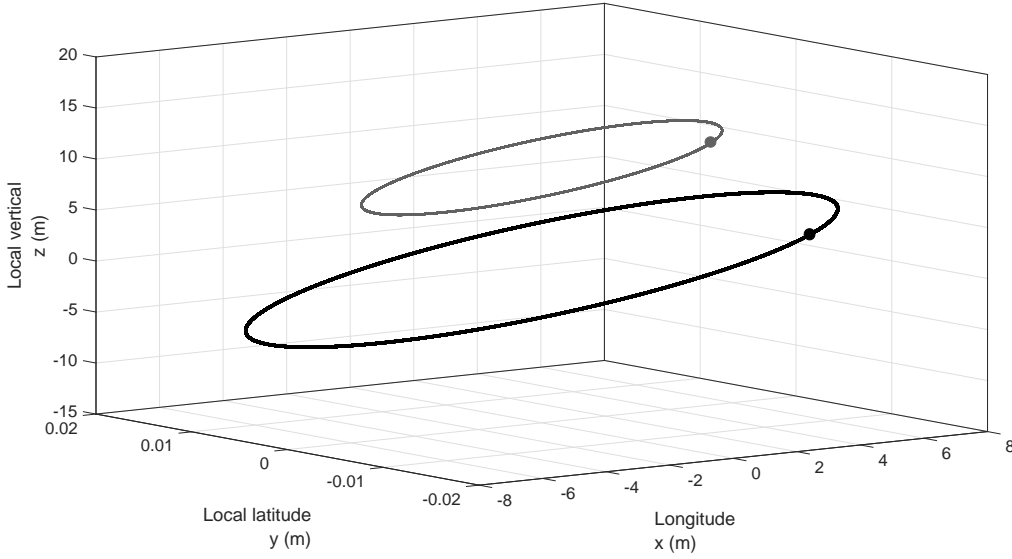


Fig. 3. The path of the fluid particles when the wave propagates through water. The trajectory of the particle is a circle slightly tilted toward the Equator. The parameters of the wave-induced motion at the thermocline are $a = 10$ m, $k = 6.28 \times 10^{-2} m^{-1}$, $\phi = 45^\circ N$ and $\Delta\rho/\rho_0 = 4 \times 10^{-3}$. We present the motion at two depths in an ocean. The mean difference of the depths is 10 m.

We require

$$s \geq s^* > 0,$$

so that $e^{-ms} < 1$ throughout the layer $\mathcal{M}(t)$, since $ms \geq ks^* > 0$. The Jacobian of the map relating the particle positions to the Lagrangian labelling variables is given by

$$\begin{pmatrix} \frac{\partial x}{\partial q} & \frac{\partial y}{\partial q} & \frac{\partial z}{\partial q} \\ \frac{\partial x}{\partial r} & \frac{\partial y}{\partial r} & \frac{\partial z}{\partial r} \\ \frac{\partial x}{\partial s} & \frac{\partial y}{\partial s} & \frac{\partial z}{\partial s} \end{pmatrix} = \begin{pmatrix} 1 - kbe^{-ms} \cos \theta & kde^{-ms} \sin \theta & kae^{-ms} \sin \theta \\ 0 & 1 & 0 \\ mbe^{-ms} \sin \theta & mde^{-ms} \cos \theta & 1 + mae^{-ms} \cos \theta \end{pmatrix} \quad (3.2)$$

The flow is volume preserving and the condition of incompressibility (2.1) holds in the layer $\mathcal{M}(t)$ if and only if the determinant of the Jacobian is time independent and different than zero. The Jacobian determinant of (3.1) is precisely

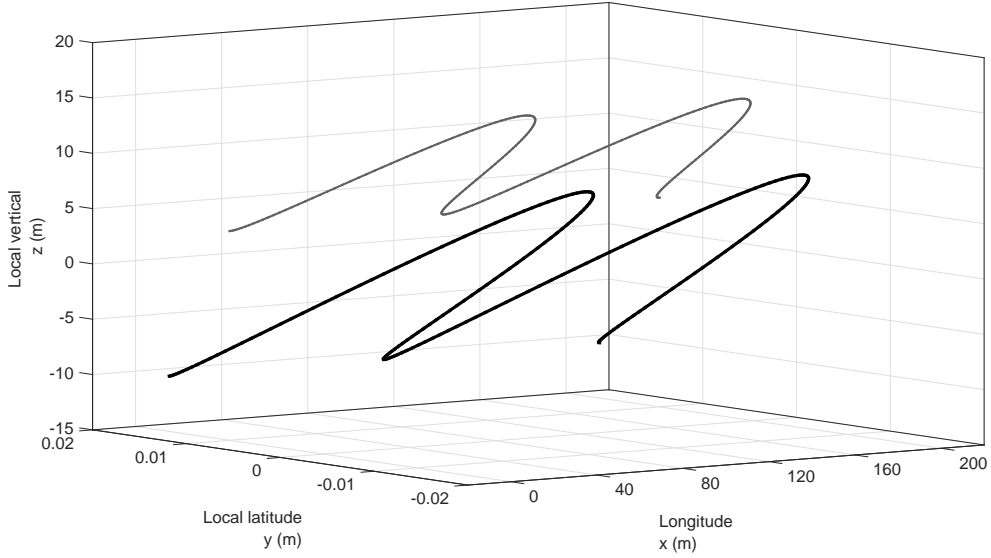


Fig. 4. The trochoidal wave profile in three-dimensions generated by the oscillation of the thermocline. The wave is evaluated at two depths in an ocean (the mean difference of the depths is 10 m) for $a = 10$ m, $k = 6.28 \times 10^{-2} m^{-1}$, $\phi = 45^\circ N$ and $\Delta\rho/\rho_0 = 4 \times 10^{-3}$ at the thermocline. The wave profile is slightly tilted toward the Equator.

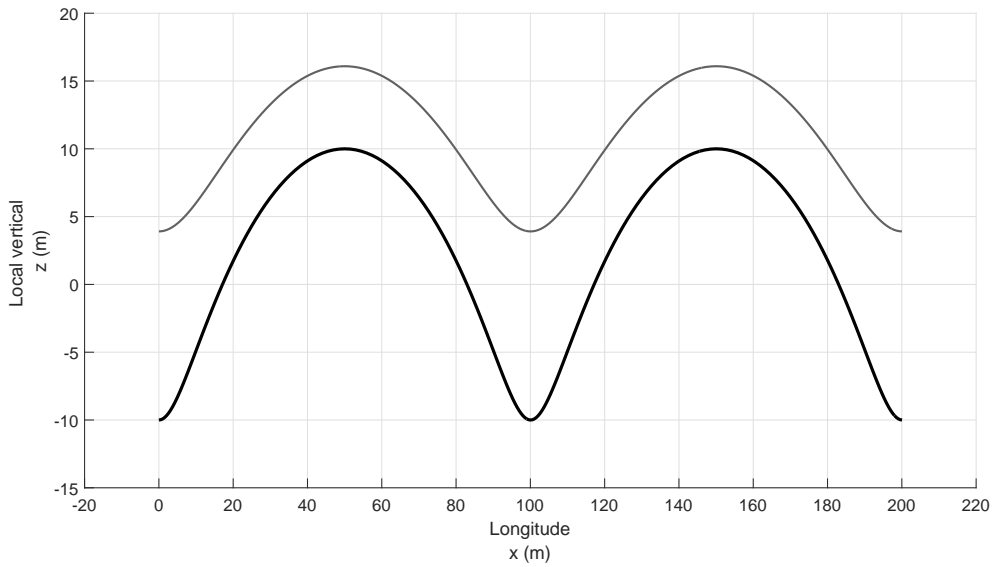


Fig. 5. The projection on the vertical plane of the wave generated by the oscillation of the thermocline for two different depths (the mean difference of the depths is 10 m) at the latitude $\phi = 45^\circ$ on the Northern Hemisphere. The parameters of the wave at the thermocline are $a = 10$ m, $k = 6.28 \times 10^{-2} m^{-1}$, $\Delta\rho/\rho_0 = 4 \times 10^{-3}$. The amplitude of the internal wave decreases as we ascend above the thermocline. The internal water wave is in the shape of a trochoid with narrow troughs and wide crests.

$$J = 1 + (ma - kb)e^{-ms} \cos \theta - kmabe^{-2ms}.$$

We need the condition

$$ma - kb = 0, \quad (3.3)$$

to ensure that the determinant of the Jacobian is time independent. It follows that

$$mkabe^{-2ms} \neq 1,$$

throughout the flow in order to ensure a valid local diffeomorphism of (3.1) by means of the inverse function theorem. Due to the condition (3.3) and $s \geq s^* > 0$ the above statement implies

$$m^2 a^2 e^{-2ms^*} < 1. \quad (3.4)$$

From the explicit solution (3.1) we can deduce that the upper bound for the amplitude of internal waves is $1/m$. The Euler equations can be rewritten in the form

$$\begin{cases} \frac{Du}{Dt} + \hat{f}w - fv = -\frac{1}{\rho_0}P_x, \\ \frac{Dv}{Dt} + fu = -\frac{1}{\rho_0}P_y, \\ \frac{Dw}{Dt} - \hat{f}u = -\frac{1}{\rho_0}P_z - g, \end{cases} \quad (3.5)$$

where D/Dt is the material derivative. From the direct differentiation of the system of coordinates in (3.1), the velocity of each fluid particle may be expressed as

$$\begin{cases} u = \frac{Dx}{Dt} = kcb e^{-ms} \cos \theta, \\ v = \frac{Dy}{Dt} = -kcd e^{-ms} \sin \theta, \\ w = \frac{Dz}{Dt} = -kca e^{-ms} \sin \theta, \end{cases} \quad (3.6)$$

and the acceleration is

$$\begin{cases} \frac{Du}{Dt} = k^2 c^2 b e^{-ms} \sin \theta, \\ \frac{Dv}{Dt} = k^2 c^2 d e^{-ms} \cos \theta, \\ \frac{Dw}{Dt} = k^2 c^2 a e^{-ms} \cos \theta. \end{cases}$$

Due to the velocity and acceleration in the Lagrangian setting we can write (3.5) as

$$\begin{aligned} P_x &= -\rho_0(k^2 c^2 b - kca\hat{f} + kcdf)e^{-ms} \sin \theta, \\ P_y &= -\rho_0 kc(kcd + bf)e^{-ms} \cos \theta, \\ P_z &= -\rho_0(k^2 c^2 a e^{-ms} \cos \theta - \hat{f}kcbe^{-ms} \cos \theta + g). \end{aligned} \quad (3.7)$$

Since

$$\begin{pmatrix} P_q \\ P_r \\ P_s \end{pmatrix} = \begin{pmatrix} \frac{\partial x}{\partial q} & \frac{\partial y}{\partial q} & \frac{\partial z}{\partial q} \\ \frac{\partial x}{\partial r} & \frac{\partial y}{\partial r} & \frac{\partial z}{\partial r} \\ \frac{\partial x}{\partial s} & \frac{\partial y}{\partial s} & \frac{\partial z}{\partial s} \end{pmatrix} \cdot \begin{pmatrix} P_x \\ P_y \\ P_z \end{pmatrix}$$

we have

$$\begin{aligned} P_q &= -\rho_0 [k^3 c^2 (a^2 + d^2 - b^2) e^{-ms} \cos \theta - \hat{f} k c a + f k c d + k^2 c^2 b + k a g] e^{-ms} \sin \theta, \\ P_r &= -\rho_0 k c [k c d + b f] e^{-ms} \cos \theta, \\ P_s &= -\rho_0 [k^2 c^2 m (a^2 + d^2 - b^2) e^{-2ms} \cos^2 \theta - \hat{f} k c m a b e^{-2ms} + f k c m b d e^{-2ms} \\ &\quad + k^2 c^2 b^2 m e^{-2ms} + (k^2 c^2 a - k c b \hat{f} + m a g) e^{-ms} \cos \theta + g]. \end{aligned} \quad (3.8)$$

Making a natural assumption that the pressure in $\mathcal{M}(t)$ has continuous second order mixed partial derivatives we obtain the following conditions

$$k c d + b f = 0, \quad (3.9)$$

$$m k c^2 b + m c d f = k^2 c^2 a. \quad (3.10)$$

We note that the equation (3.9) implies by means of (3.7) that the pressure is independent of the variable y throughout the layer $\mathcal{M}(t)$. Moreover, the gradient of the following pressure distribution is precisely the right-hand side of (3.1)

$$\begin{aligned} P &= -\rho_0 \left[-\frac{1}{2} k^2 c^2 (a^2 + d^2 - b^2) e^{-2ms} \cos^2 \theta - \frac{1}{2} k^2 c^2 b^2 e^{-2ms} + \frac{1}{2} \hat{f} k c a b e^{-2ms} \right. \\ &\quad \left. - \frac{1}{2} f k c b d e^{-2ms} + (c a \hat{f} - c d f - k c^2 b - a g) e^{-ms} \cos \theta + g s \right] + \tilde{P}_0. \end{aligned}$$

For Pollard-like internal water waves we define that

$$\begin{aligned} P_0 - \tilde{P}_0 &= -\rho_0 \left[-\frac{1}{2} k^2 c^2 (a^2 + d^2 - b^2) e^{-ms_0} \cos^2 \theta - \frac{1}{2} k^2 c^2 b^2 e^{-2ms_0} \right. \\ &\quad \left. + \frac{1}{2} \hat{f} k c a b e^{-2ms_0} - \frac{1}{2} f k c b d e^{-2ms_0} + g s_0 \right] + \rho_+ g s_0, \end{aligned} \quad (3.11)$$

to satisfy the dynamic condition. The solution s_0 to the equation (3.11) represents the thermocline. The right-hand side of (3.11) is a strictly increasing diffeomorphism if

$$k > 4\Omega^2 / \tilde{g} \approx 5 \times 10^{-8} \text{m}^{-1}, \quad (3.12)$$

where $\tilde{g} = g(\rho_0 - \rho_+) / \rho_0$ is called the coefficient of reduced gravity and $\Delta\rho / \rho_0 = 4 \times 10^{-3}$ is a typical value for the equatorial region [30]. Therefore, taking $\beta_0 > P_0 - \tilde{P}_0$ we can determine the solution s_+ representing the interface $z = \eta_+$ between the layer $\mathcal{M}(t)$ and $\mathcal{L}(t)$. Additionally, we require the continuity of pressure across the thermocline, which yields

$$\rho_+ g a = \rho_0 (k c^2 b + c d f - c a \hat{f} + a g), \quad (3.13)$$

and pressure must be time independent hence

$$b^2 = a^2 + d^2.$$

From the equations (3.3) and (3.9) we get

$$b = \frac{ma}{k},$$

$$d = -\frac{fma}{k^2c}.$$

Therefore, the equation of continuity of the pressure (3.13) becomes

$$\rho_0^2 m^2 (c^2 k^2 - f^2)^2 = k^4 (\rho_0 c \hat{f} + g(\rho_+ - \rho_0))^2, \quad (3.14)$$

Moreover, the condition (3.10) yields

$$m^2 = \frac{k^4 c^2}{k^2 c^2 - f^2},$$

where $m > 0$, otherwise if $m < 0$ the amplitude of the wave is increasing when we ascend above the thermocline. Moreover, $m^2 > 0$ is ensured by (3.12) and $m = k$ at the Equator. Summarizing the aforementioned facts we obtain the dispersion relation for the internal water waves describing the oscillation of the thermocline

$$\rho_0^2 c^2 (c^2 k^2 - f^2) = (\rho_0 c \hat{f} + g(\rho_+ - \rho_0))^2.$$

The dispersion relation can be simplified by including the coefficient of reduced gravity $\tilde{g} = g(\rho_0 - \rho_+)/\rho_0$. Consequently, we get

$$c^2 (c^2 k^2 - f^2) = (c \hat{f} + \tilde{g})^2. \quad (3.15)$$

Choosing a suitable non-dimensional variables

$$X = c \sqrt{\frac{k}{\tilde{g}}}, \quad \varepsilon = \frac{f}{\sqrt{\tilde{g}k}}, \quad F = \frac{\hat{f}}{f}, \quad (3.16)$$

the dispersion relation (3.15) can be rewritten as a polynomial equation of degree four $P(X) = 0$ where

$$P(X) = X^4 - \varepsilon^2 (1 + F^2) X^2 - 2F \varepsilon X - 1. \quad (3.17)$$

The roots of the polynomial $P(X)$ allows us to identify the wave speed by means of the non-dimensional variables. Moreover, we can prove that for fixed parameters there exist more than one

phasespeed and we can estimate the intervals containing the roots of (3.17) (see section (4)). The exact value of the roots can be found by Ferrari's method. However, we focus our attention only on the existence of the real roots of the polynomial $P(X)$. The relation $c = \sqrt{\tilde{g}/k}$ refers to a standard dispersion relation for the internal waves where the Coriolis parameters are neglected [37], which is analogous to the deep-water wave dispersion relation for surface waves [3, 5, 12, 17].

3.2. Equatorial region

Let us now consider the special case of a solution close to the Equator in order to substantiate the validity of the Pollard-like solution. For the equatorial waves we take the Coriolis parameters

$$f = 0, \quad \hat{f} = 2\Omega,$$

and as a result, the dispersion relation (3.15) reduces to

$$kc^2 - 2\Omega c - \tilde{g} = 0. \quad (3.18)$$

The solution to the quadratic equation (3.18) is

$$c = \frac{\Omega \pm \sqrt{\Omega^2 + k\tilde{g}}}{k},$$

which readily agrees with the result for the internal equatorial water waves in the f -plane obtained in [24].

3.3. Vorticity

The vorticity plays important part on the trajectory of fluid particles. For an irrotational gravity-driven flow the lack of vorticity ensures that the particle paths are open loops [4, 18]. For Gerstner-like rotational flows the particle path is a closed circle [3, 5, 17]. We prove that the Pollard-like solution we have constructed in (3.1) is indeed rotational which explains somewhat the fact that the particle paths are closed circles. The vorticity is obtained by considering the product

$$\left(\frac{\partial(q, r, s)}{\partial(x, y, z)} \right) \left(\frac{\partial(u, v, w)}{\partial(q, r, s)} \right) = \left(\frac{\partial(u, v, w)}{\partial(x, y, z)} \right), \quad (3.19)$$

where we exploit the inverse of (3.2) and the velocity field (3.6). Moreover, the matrix (3.19) yields that the velocity field of fluid in $\mathcal{M}(t)$ is independent of the variable y . We are now in position to calculate the vorticity in the layer $\mathcal{M}(t)$

$$\boldsymbol{\omega} = (w_y - v_z, u_z - w_x, v_x - u_y) = \frac{1}{1 - m^2 a^2 e^{-2ms}} \times \begin{pmatrix} \frac{m^2 a f}{k} e^{-ms} \sin \theta \\ -c(m^2 - k^2) a e^{-ms} \cos \theta + c m a^2 (m^2 + k^2) e^{-2ms} \\ f m a (\cos \theta - m a e^{-ms}) e^{-ms} \end{pmatrix}^T. \quad (3.20)$$

We can validate our result by considering the vorticity in the equatorial region. Taking the Coriolis parameters for the equatorial waves $f = 0$, $\hat{f} = 2\Omega$, the vorticity (3.20) takes the form

$$\omega = \frac{1}{1 - m^2 a^2 e^{-2ms}} (0, 2kcm^2 a^2 e^{-2ms}, 0),$$

where taking the critical value of the amplitude of waves $a = 1/m$ and $m = k$ we recover the vorticity for the internal equatorial water waves in the f -plane approximation [24]

$$\omega = \left(0, \frac{2kce^{-2ks}}{1 - e^{-2ks}}, 0 \right),$$

and it also coincides with the vorticity in the β -plane approximation [7].

4. Solution of the dispersion relation

This section presents an analytic approach towards identifying the location of roots of the polynomial (3.17). If we can find the roots of the polynomial (3.17), we can discern a wave phasespeed by means of the non-dimensional change of variables (3.16). Moreover, we show that the polynomial $P(X)$, which is of degree four, has only two real roots and both are of order $O(1)$ indicating two wave speeds. It is readily seen that the constants of (3.17) are positive on both hemispheres of Earth and we can perform an analysis of the polynomial (3.17) on both hemispheres simultaneously nonetheless, we exclude the Equator since F is not defined there. We recall Cauchy's theorem [34].

Theorem 4.1. *Let $f(x) = x^n - b_1 x^{n-1} - \dots - b_n$ where all b_i are non-negative and at least one of them is non-zero. The polynomial f has a unique (simple) positive root p and the absolute values of the other roots do not exceed p .*

According to Cauchy's theorem the polynomial $P(X)$ has a unique positive root $X_0^+ > 0$. However, the polynomial (3.17) still can have three negative roots. We can easily compute the first derivative of the polynomial $P(X)$

$$P'(X) = 4X^3 - 2\varepsilon^2(1 + F^2)X - 2F\varepsilon$$

and its discriminant

$$\Delta P'(X) = 128\varepsilon^6(1 + F^2)^3 - 1728F^2\varepsilon^2.$$

Making an assumption that we are outside the tropical zone, at latitudes exceeding $23^\circ 26' 16''$, we have that $|F| < 2.4$. Since the water temperature in the subpolar regions of Earth is constant the thermocline does not have favorable conditions to exist there and to produce the internal wave motion [14]. Moreover, for the latitudes at most 15° away from the poles we have $|F| \geq 2 - \sqrt{3}$ and therefore, we infer that the polynomial $P'(X)$ for the mid-latitudes ($23^\circ 26' 16'' - 75^\circ$) has exactly one real root as

$$\Delta P'(X) < 0,$$

which means that the polynomial $P(X)$ has one critical point. Together with $P(0) = -1$, it proves that there exist one unique positive root $X_0^+ > 0$ and one unique negative root $X_0^- < 0$. For the polynomial $P(X)$ we can estimate

$$\begin{aligned}
P(\pm 1) &= \mp 2\varepsilon F + O(\varepsilon^2) \\
P(1 + \varepsilon F) &= 2\varepsilon F + O(\varepsilon^2) > 0 \\
P(-1 + \varepsilon F) &= -2\varepsilon F + O(\varepsilon^2) < 0
\end{aligned} \tag{4.1}$$

since $F = O(1)$ and $\varepsilon = O(10^{-2})$ for internal waves with the wavelength 150-250m. Hence, the estimates (4.1) yield that

$$X_0^+ - 1 \in (0, \varepsilon F) \quad X_0^- + 1 \in (0, \varepsilon F).$$

for both hemispheres (see the result for the surface water waves in [12]). We have proved therefore the existence of two real roots of the polynomial (3.17). The exact wave speed for the internal water waves generated by the oscillation of the thermocline can be found by the non-dimensional change of variable (3.16) indicating two phasespeeds in dimensional terms close to

$$c \approx \pm \sqrt{\frac{\tilde{g}}{k}}.$$

Therefore, the analysis identifies one mode of the internal wave that is a standard internal wave $c = \sqrt{\tilde{g}/k}$ [37] very slightly modified by Earth's rotation.

Acknowledgements

The author acknowledges the support of the Science Foundation Ireland (SFI) research grant 13/CDA/2117.

References

- [1] A. Bennett, *Lagrangian fluid dynamics*. Cambridge University Press (2006).
- [2] J. P. Boyd, *Dynamics of the equatorial ocean*. Springer-Verlag, Berlin (2018).
- [3] A. Constantin, On the deep water wave motion. *J. Phys. A*, **7** (2001), 1405-1417.
- [4] A. Constantin, The trajectories of particles in Stokes waves. *Invent. Math.*, **166** (2006), 523-535.
- [5] A. Constantin, *Nonlinear water waves with applications to wave-current interactions and tsunamis*. CBMS-NSF Regional Conference Series in Applied Mathematics, **81** (2011).
- [6] A. Constantin, An exact solution for Equatorially trapped waves. *J. Geophys. Res.-Oceans*, **117** (2012), 1-8.
- [7] A. Constantin, Some three-dimensional nonlinear Equatorial flows. *J. Phys. Oceanogr.*, **43** (2013), 165-175.
- [8] A. Constantin, Some Nonlinear, Equatorially trapped, nonhydrostatic internal geophysical waves. *J. Phys. Oceanogr.*, **44** (2014), 781-789.
- [9] A. Constantin, P. Germain, Instability of some equatorially trapped waves. *J. Geophys. Res.-Oceans*, **118** (2013), 2802-2810.
- [10] A. Constantin, R. S. Johnson, The dynamics of waves interacting with the Equatorial Undercurrent. *Geophys. Astrophys. Fluid Dyn.*, **109** (2015), 311-358.
- [11] A. Constantin, R. S. Johnson, Current and future prospects for the application of systematic theoretical methods to the study of problems in physical oceanography. *Phys. Lett. A*, **380** (2016), 3007-3012.
- [12] A. Constantin, S. Monismith, Gerstner waves in the presence of mean currents and rotation. *J. Fluid Mech.*, **820** (2017), 511-528.
- [13] B. Cushman-Rosin, J.-M. Beckers, *Introduction to geophysical fluid dynamic*. Academic Press (2011).

- [14] T. Garrison, R. Ellis, *Oceanography: An Invitation to Marine Science*. Cengage Learning, (Ninth Edition 2016).
- [15] F. Gerstner, Theorie der Wellen samt einer daraus abgeleiteten Theorie der Deichprofile. *Ann. Phys. (Berl.)*, **32** (1809), 412-445.
- [16] A.E. Gill, *Atmosphere-Ocean Dynamics*. Academic Press, 1982.
- [17] D. Henry, On Gerstner's water wave. *J. Nonlinear Math. Phys.*, **15** (2008), 87-95.
- [18] D. Henry, On the deep-water Stokes wave flow. *Int. Math. Res. Notices. IMRN*, (2008).
- [19] D. Henry, An exact solution for equatorial geophysical water waves with an underlying current. *Eur. J. Mech. B/Fluid*, **38** (2013), 18-21.
- [20] D. Henry, Internal Equatorial water waves in the f -plane. *J. Nonlinear Math. Phys.*, **22** (2015), 499-506.
- [21] D. Henry, Exact Equatorial water waves in the f -plane. *Nonlinear Anal. Real World Appl.*, **28** (2016), 284-289.
- [22] D. Henry, Equatorially trapped nonlinear water waves in a β -plane approximation with centripetal forces. *J. Fluid Mech.*, **804** (2016), 1-11.
- [23] D. Henry, On three dimensional Gerstner-like equatorial water. *Philos. Trans. R. Soc. Lond. A*, **376** (2017), 1-16, doi:10.1098/rsta.2017.0088.
- [24] H.-C. Hsu, An exact solution for nonlinear internal Equatorial waves in the f -plane approximation. *J. Math. Fluid Mech.*, **16** (2014), 463-471.
- [25] D. Ionescu-Kruse, On Pollard's wave solution at the Equator. *J. Nonlinear Math. Phys.*, **22** (2015), 523-530.
- [26] D. Ionescu-Kruse, Instability of Pollards exact solution for geophysical ocean flows. *Phys. Fluids*, **28** (2016), 1-10.
- [27] D. Ionescu-Kruse, On the short-wavelength stabilities of some geophysical flows. *Philos. Trans. R. Soc. Lond. A*, **376** (2017), 1-21, doi:10.1098/rsta.2017.0090.
- [28] G. C. Johnson, M. J. McPhaden, E. Firing, Equatorial Pacific Ocean Horizontal Velocity, Divergence, and Upwelling. *J. Phys. Oceanogr.*, **31** (2000), 839-849.
- [29] R. S. Johnson, Application of the ideas and techniques of classical fluid mechanics to some problems in physical oceanography. *Philos. Trans. R. Soc. Lond. A*, **376** (2017), 1-19, doi:10.1098/rsta.2017.0092.
- [30] W. S. Kessler and M. J. McPhaden, Oceanic Equatorial waves and the 1991-93 El Niño. *Journal of Climate*, **8** (1995), 1757-1774.
- [31] M. Kluczek, Exact and explicit internal Equatorially-trapped water waves with underlying currents. *J. Math. Fluid Mech.*, **19** (2017), 305-314.
- [32] M. Kluczek, Equatorial water waves with underlying currents in the f -plane approximation. *Appl. Anal.*, **97** (2018), 1867-1880.
- [33] R. T. Pollard, Surface waves with rotation: An exact solution. *J. Geophys. Res.*, **75** (1970), 5895-5898.
- [34] V. Prasolov, *Polynomials*. Springer-Verlag, Berlin (2012).
- [35] A. R. Sanjurjo, Internal equatorial water waves and wave-current interactions in the f -plane. *Monatsh. Math.*, **186** (2018), 685-701.
- [36] A. R. Sanjurjo, Global diffeomorphism of the Lagrangian flow-map for Pollard-like solutions. *Ann. Mat. Pura Appl. (1923 -)*, (2018), 1-11, 10.1007/s10231-018-0749-5.
- [37] R. Stuhlmeier, Internal Gerstner waves: applications to dead water. *Appl. Anal.*, **93** (2014), 1451-1457.
- [38] G. K. Vallis, *Atmospheric and Oceanic Fluid Dynamics*, Cambridge University Press (2006).