

Pion structure from Lattice QCD

Peter Petreczky^{*1}, Taku Izubuchi^{1,2}, Luchang Jin^{2,3}, Christos Kallidonis⁴, Nikhil Karthik¹, Swagato Mukherjee¹, Charles Shugert^{1,4}, Sergey Syritsyn^{2,4}

¹*Physics Department, Brookhaven National Laboratory, Upton, NY 11973, USA*

²*RIKEN-BNL Research Center, Brookhaven National Lab, Upton, NY, 11973, USA*

³*Physics Department, University of Connecticut, Storrs, Connecticut 06269-3046, USA*

⁴*Department of Physics and Astronomy, Stony Brook University, Stony Brook, NY 11794, USA*

We present preliminary study of parton distribution inside the pion using mixed action approach with HYP smeared valence clover quarks on HISQ sea within the framework of Large Momentum Effective Theory. We use 2+1 flavor $48^3 \times 64$ HISQ lattices with lattices spacing of $a = 0.06$ fm and valence quark masses corresponding to pion mass of 300 MeV.

*XIII Quark Confinement and the Hadron Spectrum - Confinement2018
31 July - 6 August 2018
Maynooth University, Ireland*

^{*}Speaker.

1. Introduction

QCD factorization implies that the cross-section of hard hadronic processes can be written in terms of convolution of partonic cross-section and parton distribution functions. In the case of quarks the parton distribution function (PDF) can be defined in terms of matrix element of quark bilinear operator of the fast moving hadron

$$q(\xi) = \frac{1}{4\pi} \int d\xi^- e^{ixP^+\xi^-} \langle H(P) | \bar{\psi}(\xi^-) \gamma^+ W_L(\xi^-, 0) \psi(0) | H(P) \rangle, \quad P \rightarrow \infty \quad (1.1)$$

where $W_L(\xi^-, 0) = e^{ig \int_0^{\xi^-} d\xi^- A^+}$ is a straight Wilson Line on the light-cone, and $\xi^\pm = (t \pm z)/\sqrt{2}$. First principle calculation of PDF is not possible because lattice QCD is formulated in Euclidean space-time and thus cannot access quantities defined on the light-cone. To circumvent this problem it has been proposed to calculate quasi parton distribution function (qPDF) defined in terms of spatially separated quark bilinears [1].

$$\tilde{q}(x, P_z) = \frac{1}{4\pi} \int dz e^{-ixP_z z} \langle H(P) | \bar{\psi}(z) \Gamma W_L(z, 0) \psi(0) | H(P) \rangle, \quad (1.2)$$

where Γ is either γ_z or γ_t . For sufficiently boosted hadron one can use Large Momentum Effective Theory (LaMET) [2] to relate qPDF to PDF:

$$\tilde{q}(x, \mu_L, P_z) = \int_{-1}^{+1} \frac{dy}{|y|} C\left(\frac{x}{y}, \frac{P_z}{\mu}, \frac{\mu_L}{P_z}\right) q(x, \mu). \quad (1.3)$$

Here μ_L and μ are the renormalization scales of the schemes in which qPDF and PDF are defined. For the later \overline{MS} scheme is used. The matching kernel has been calculated at 1-loop using cutoff scheme [3] as well as in \overline{MS} scheme [4, 5, 6]. For a comprehensive discussion on LaMET and related approaches see the recent review Ref. [7]. In this contribution we describe an exploratory study of pion PDF within LaMET framework.

2. Lattice setup

For calculations of PDF it is important to explore small values of z . Therefore, we use lattices obtained using Highly Improved Staggered Quark (HISQ) action with lattice spacing 0.06 fm generated by HotQCD collaboration [8]. The lattice size is $48^3 \times 64$. We use Wilson-Clover action for valence quarks on HYP smeared gauge configurations [9] to avoid exceptional configurations. Very similar setup has been used by PDME collaboration albeit for 2+1+1 flavor MILC configurations, see e.g. Ref. [5]. For the valence quarks we use quark masses corresponding to pion mass of about 300 MeV. For this quark mass we do not see exceptional configurations. For the calculations of the two point and three point functions we used All-Mode Averaging (AMA) [10] with 32 sloppy calculations to one exact solve for each configuration. For the sloppy inversion we use stopping criteria of 10^{-6} . We performed calculations using 168 gauge configurations for $z < 0.48$ fm and 52 gauge configurations for $0.48 \text{ fm} < z < 1 \text{ fm}$. In our study we neglect disconnected diagrams.

Table 1: The energy difference between first excited state and the ground state for different P_z .

| | | | | |
|-----------------------|--------------|----------------|----------------|----------------|
| $P_z(N_{\text{cfg}})$ | 0 GeV (52) | 0.86 GeV (168) | 1.29 GeV (168) | 1.72 GeV (168) |
| $\Delta E_{2,1}$ | 1.39(38) GeV | 1.26(04) GeV | 1.15(08) GeV | 1.32(36) GeV |

3. Analysis of the two point function

Obtaining a good signal for high momentum pion is non-trivial as the noise becomes an issue at large time separations. Therefore, the choice of the appropriate interpolating fields is important. To increase overlap with the ground state we use Gaussian sources for the pion. These are implemented either with Wuppertal smearing [11] or using Coulomb gauge. We find that 90 steps of Wuppertal smearing is the optimal choice that combines relatively fast approach of the effective masses to a plateau with statistical errors that are not too large. The source size corresponding to 90 steps of Wuppertal smearing is about 0.3fm. The Coulomb gauge Gaussian sources of this size result in similar errors for the effective masses. Since the use of Coulomb gauge Gaussian sources turned out to be less expensive numerically we adopted this choice.

For pion momenta of about 1 GeV or larger the two point functions is very noisy. To improve the signal following Ref. [12] we use boosted sources, where the valence quarks are boosted to momentum $\vec{k} = \zeta \vec{P}$, with \vec{P} being the pion momentum and ζ is some number. Naively one would expect that the optimal choice is $\zeta = 0.5$. In Figure 1 we show the effective masses for boosted Coulomb gauge Gaussian sources for different values of ζ at momentum 0.86 GeV, 1.29 GeV, and 1.72 GeV. At momentum 0.86 GeV we see significant improvement for both $\zeta = 0.5$ and $\zeta = 1.0$. At 1.29 GeV the non-boostered sources are very noisy and are not shown in the figure. Furthermore, $\zeta = 1.0$ turns out to be too large while $\zeta = 0.67$ yields the best results. At 1.72 GeV using $\zeta = 0.5$ is not sufficient, while the choices $\zeta = 0.75$ and $\zeta = 1.00$ give similar results. It is clear, however, that even with boosted sources extracting the ground state at high momenta is difficult.

Next we performed two state fits for the pion correlation function

$$C_{2\text{pt}}(P_z, t) = \sum_{i=1}^2 2A_i e^{-\frac{1}{2}E_i T} \cosh(E_i(T/2 - t)), \quad (3.1)$$

to obtain the energies of the ground state and the excited state for different momenta P_z . Here T is the time extent of the lattice and $A_i = |\langle i|\pi\rangle|^2$. The results for the ground state energy as function of P_z are shown in Figure 1. As one can see from the figure the determined energies follow the expected dispersion relation. In Table 1 we present the difference of the excited state energy with respect to the ground state energy for momenta 0 GeV, 0.86 GeV, 1.29 GeV, and 1.72 GeV. Interestingly, we find that this energy gap is approximately independent of P_z .

4. Calculations of Three-Point Function

To obtain the pion qPDF defined in Eq. (1.2) we consider the ratio of the three-point to the two point function

$$R(\Delta t, \tau, z; \Gamma) = \frac{\langle \pi(\vec{p}, \Delta t) \mathcal{O}_\Gamma(z, \tau) \bar{\pi}(0) \rangle}{\langle \pi(\vec{p}, \Delta t) \bar{\pi}(0) \rangle} = \frac{\sum_{n,n'} A_n A_{n'}^* e^{-E_n \Delta t} e^{-(E_{n'} - E_n)\tau} \langle n | \mathcal{O}_\Gamma(z) | n' \rangle}{\sum_m |A_m|^2 e^{-E_m \Delta t}} \quad (4.1)$$

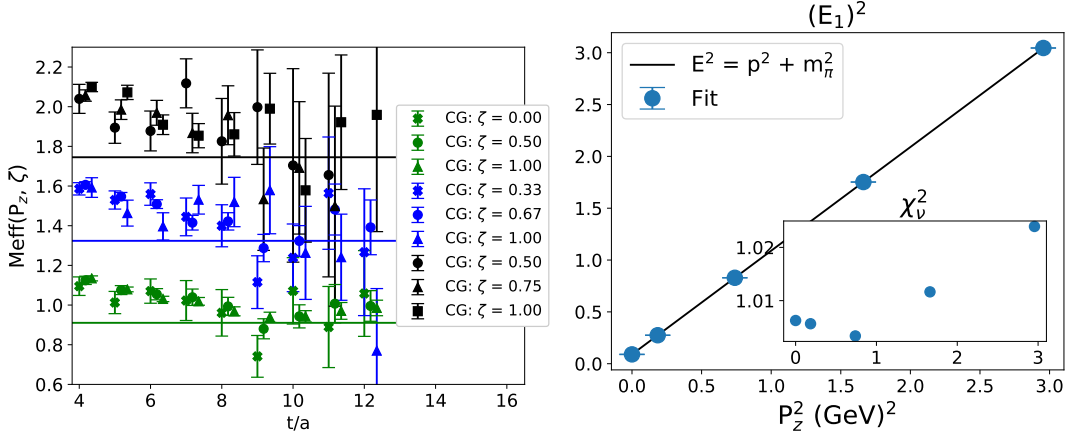


Figure 1: Left: effective masses for different values of ζ with 50 configurations, Green, blue, and black points correspond to momentum 0.86, 1.29, and 1.72 GeV respectively. Right: the energy of the ground state as function of P_z from the two state fit.

where $A_n = \langle \pi | n \rangle$,

$$\mathcal{O}_\Gamma(z) = \bar{\psi}(z) \Gamma W_L(z, 0) \psi(0), \quad (4.2)$$

Δt is the source-sink separation, and τ is the operator insertion time, such that $0 < \tau < \Delta t$. For large Δt and τ the above ratio gives the qPDF. Inserting a complete set of states and truncating the sum to the two lowest terms we write

$$R(\Delta t, \tau, z; \Gamma) \sim \frac{\mathcal{M}(z) + \mathcal{A}(z)e^{-\Delta E_{2,1}\tau} + \mathcal{A}^\dagger(z)e^{-\Delta E_{2,1}(\Delta t - \tau)} + \mathcal{B}(z)e^{-\Delta E_{2,1}\Delta t} + \dots}{1 + \mathcal{C}e^{-\Delta E_{2,1}\Delta t} + \dots}. \quad (4.3)$$

Here, $\mathcal{M}(z) = \langle 1 | \mathcal{O}_\Gamma(z) | 1 \rangle$ is the desired quantity, $\mathcal{A}(z) = \frac{A_1 A_2^*}{|A_1|^2} \langle 1 | \mathcal{O}_\Gamma(z) | 2 \rangle$, $\mathcal{B}(z) = \mathcal{C} \langle 2 | \mathcal{O}_\Gamma(z) | 2 \rangle$, and $\mathcal{C} = \frac{|A_2|^2}{|A_1|^2}$.

In order to improve the signal we used one level of HYP smearing in the Wilson line entering Eq. (4.2). The ratio $R(\Delta t, \tau, z; \Gamma)$ obtained with one level of HYP smearing is larger compared to the unsmear case. This is expected as smearing reduces the size of the self energy divergence in the Wilson line, see e.g. Ref. [13]. To obtain PDF one can use $\Gamma = \gamma_t$ or γ_z . The choice $\Gamma = \gamma_t$ has the advantage that in this case there is no mixing with the quark bilinear operator with $\Gamma = 1$ [4]. It also turns out that excited state contamination is smaller for $\Gamma = \gamma_t$. In what follows we discuss the calculations using one level of HYP smearing and $\Gamma = \gamma_t$.

In Figure 2 we show the z dependence of $R(\Delta t, \tau, z; \gamma_t)$ for three source sink separations, $\Delta t = 8, 10$ and 12 , and $\tau = \Delta t/2$. The data points have been shifted horizontally for better visibility. We see a weak dependence on Δt indicating that the contribution of the excited states to $R(\Delta t, \tau, z; \gamma_t)$ is small. To extract the ground-state quasi-PDF matrix element we employ two fitting procedures used in Refs. [14, 15]. First we use the summation method [15]. Here one sums over all τ minus a certain number of end points τ_o

$$R_{\text{sum}}(\Delta t, z; \Gamma) = \sum_{\tau=\tau_o}^{\Delta t - \tau_o} R(\Delta t, \tau, z; \Gamma) \sim (\mathcal{M} + \mathcal{B}e^{-\Delta E_{2,1}\Delta t})(\Delta t - 2\tau_o) + \text{const}. \quad (4.4)$$

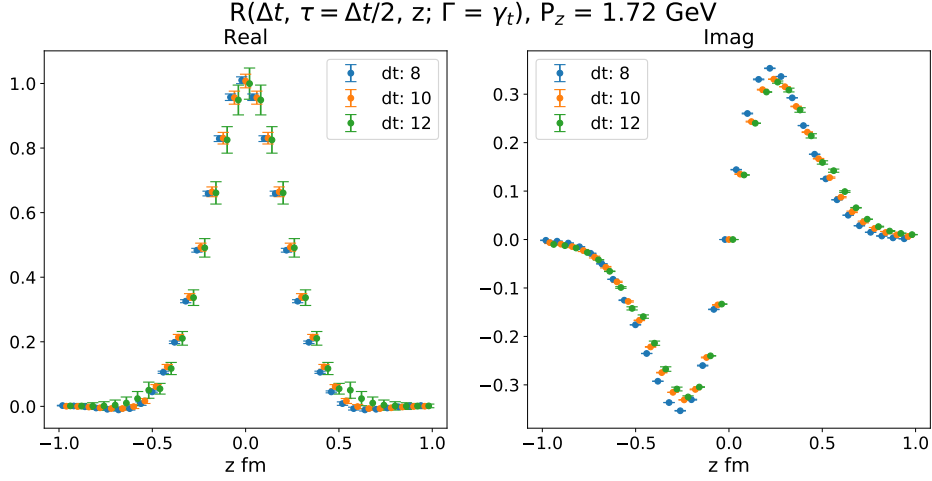


Figure 2: $R(\Delta t, \tau, z; \gamma_t)$ at $P_z = 1.72$ GeV as function of z for $\Delta t/a = 8$ (blue), 10 (orange), and 12 (green) and $\tau = \Delta t/2$.

We calculate $R_{\text{sum}}(\Delta t, z; \Gamma)$ according to the above equation and then perform a linear fit with respect to $\Delta t - 2\tau_0$. The slope obtained from the fit gives \mathcal{M} for large enough Δt . In Fig. 3 we show the results of the summation method for $z = 0$ fm and $z = 0.24$ fm and $P_z = 1.72$ GeV using $\tau_0 = 1$ and $\tau_0 = 2$. For both values of z the choice $\tau_0 = 2$ gives the most precise result. The second

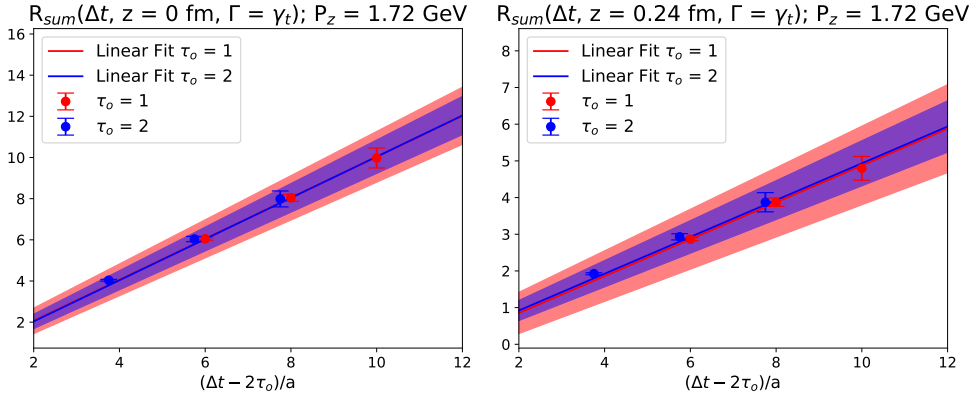


Figure 3: R_{sum} at $P_z = 1.72$ GeV as function of $\Delta t - 2\tau_0$ for $z = 0$ (left) and $z = 0.24$ fm (right). The lines show the fit results and the bands show the corresponding uncertainty. Red and blue data points and bands are for results with $\tau_0 = 1$ and $\tau_0 = 2$ respectively.

method relies on simultaneous fit of the Δt and τ dependence of the ratio $R(\Delta t, \tau, z; \gamma_t)$ to the form given by Eq. (4.3), which we refer to as the two-state fit [14]. Here we use $\Delta E_{2,1}$ obtained from the two-point correlator and summarized in Table 1 and treat \mathcal{M} , \mathcal{A} , and \mathcal{B} as fit parameters.

In Fig. 4 we show our results for \mathcal{M} obtained using the summation method and two-state fit. We also compare \mathcal{M} with the $R(\Delta t, \tau, z; \gamma_t)$ evaluated at $\Delta t = 10$ with the $\tau = \Delta t/2$. For the real part the two methods extracting \mathcal{M} agree within errors and also agree with $R(\Delta t = 10, \tau = 5, z; \gamma_t)$. This means that excited state contributions are under control. The imaginary part of \mathcal{M} obtained with the summation method does differ somewhat to the results with two-state fit and $\text{Im}R(\Delta t/a =$

$10, \tau/a = 5, z; \gamma_t$), meaning that excited states have some effects in the imaginary part.

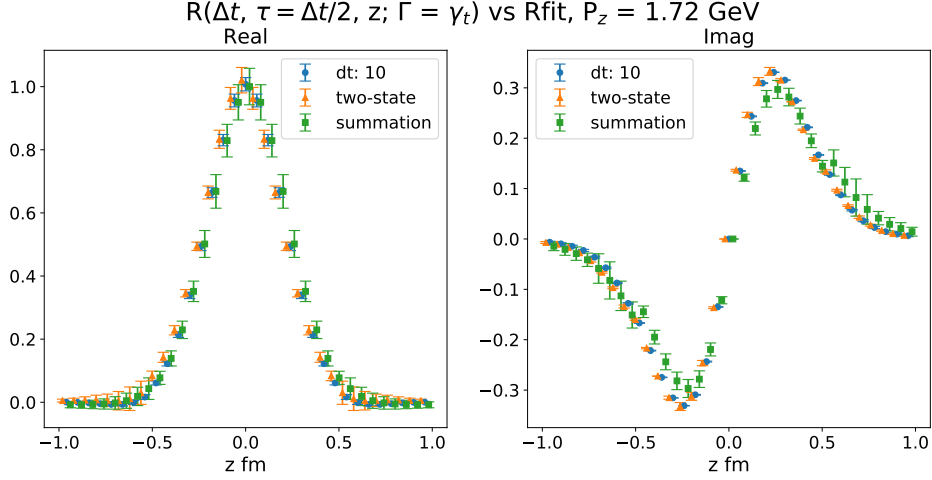


Figure 4: The real part (left) and the imaginary part (right) of \mathcal{M} for $P_z = 1.72$ GeV. obtained using the summation method and the two-state fit. We also show our results for $R(\Delta t/a = 10, \tau/a = 5, z; \gamma_t)$.

5. Calculating the parton distribution

The matrix element \mathcal{M} that defines the qPDF needs to be renormalized. We perform the renormalization using regularization independent momentum subtraction (RI-MOM) scheme. To define the renormalization constant one calculates the expectation value of the non-local quark bilinear in Eq. (4.2) on off-shell quark states: $\Lambda(p, z) = \langle p | O_{\gamma_t}(z) | p \rangle$. The renormalization condition is defined such that the renormalized matrix element $\Lambda^R(p, z) = Z(z, p_z^R, p_R^R) \Lambda(p, z)$ satisfies the condition $\text{Tr} \not{p} \Lambda^R(p, z) |_{p=p^R} = 12 p_t^R \exp(-i p_z^R z)$, i.e. it equals to the tree level result for $p = p_R$. The RI-MOM scheme here depends on two renormalization scales: p_z^R and $p_R^2 = (p_z^R)^2 + (p_\perp^R)^2$, because the z direction plays a special role. In other words, for RI-MOM scheme $\mu_L = \{p_z^R, p_R^2\}$. A more detailed discussion of our RI-MOM renormalization procedure is given in Ref. [16]. Multiplying the bare matrix element by $Z(z, p_z^R, p_R^2)$ we get the renormalized matrix element \mathcal{M}^R , which then can be used to calculate the qPDF according to Eq. (1.2). In our preliminary study we used $R(\Delta t/a = 10, \tau/a = 5, z; \gamma_t)$ as proxy for \mathcal{M} . As discussed in the previous section the excited state contamination is small for $\Delta t/a = 10$. To perform the Fourier transformation in Eq. (1.2) we need to information about \mathcal{M}^R for all z . However, our numerical calculations only cover the value of $|z|$ up to 1 fm. Since \mathcal{M}^R decays rapidly at large z we assume that it vanishes for $|z/a| = 20$ and perform interpolation of the lattice results on \mathcal{M}^R with this constraint. Using this interpolation we calculate the qPDF $\tilde{q}(x, P_z, p_z^R, p_R)$ [16]. The resulting qPDF are shown in Fig. 5 as dashed lines. We checked that the numerical results do not change much if we assume that the coordinate space qPDF vanishes at $|z/a| = 24$. To calculate PDF from qPDF we invert Eq. (1.3) to leading order in α_s . The matching kernel C entering Eq. (1.3) for $\Gamma = \gamma_t$ and qPDF in RI-MOM scheme has been calculated at 1-loop in Ref. [5], and we make use of the corresponding result in our analysis. Our results for pion PDF are shown in Fig. 5. We see that for $P_z \geq 1.29$ GeV the dependence of the reconstructed PDF on P_z is very small. The PDF should be independent on RI-MOM scale

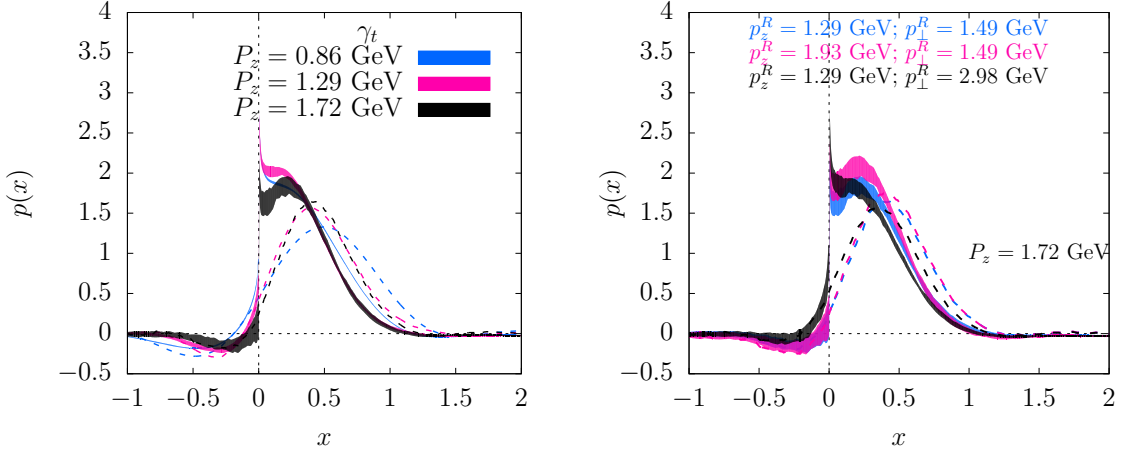


Figure 5: Left: PDF and qPDF for different values of P_z . Right: the dependence of PDF and qPDF on the RI-MOM renormalizations scales for $P_z = 1.72$ GeV.

parameters p_z^R and p_\perp^R because this dependence cancels out between qPDF and the matching kernel C . In practice, however, this cancellation is not exact as the matching kernel is only known at 1-loop. From Fig. 5 we see that the dependence on p_z^R and p_\perp^R is rather mild, which is encouraging and indicates that the outlined strategy for calculating PDF is viable.

6. Conclusions

In this contribution we presented preliminary calculations of quark distribution inside the pion from lattice QCD based on Large Momentum Effective Theory approach by Ji. We used fine lattices ($a = 0.06$ fm) in order to utilize the perturbative matching between qPDF and PDF. To obtain the renormalized qPDF we used the non-perturbative RI-MOM scheme. Obtaining the ground state signal for the fast moving pion is very challenging and in order to reach this goal we used momentum boosted sources. With these we were able to reach pion momenta up to 1.72 GeV. In order to perform calculations at even larger values of P_z significantly more statistics will be needed.

Acknowledgments

This work was supported by the U.S. Department of Energy under contract No. DE-SC0012704, BNL LDRD project No. 16-37 and Scientific Discovery through Advance Computing (SCiDAC) award "Computing the Properties of Matter with Leadership Computing Resources". The computations were carried out using USQCD facilities at JLab and BNL under a USQCD type-A project. This research also used an award of computer time provided by the INCITE program at the Oak Ridge Leadership Computing Facility, which is a DOE Office of Science User Facility supported under Contract DE-AC05-00OR22725.

References

- [1] X. Ji, *Parton Physics on a Euclidean Lattice*, *Phys. Rev. Lett.* **110** (2013) 262002 [1305.1539].

- [2] X. Ji, *Parton Physics from Large-Momentum Effective Field Theory*, *Sci. China Phys. Mech. Astron.* **57** (2014) 1407 [1404.6680].
- [3] X. Xiong, X. Ji, J.-H. Zhang and Y. Zhao, *One-loop matching for parton distributions: Nonsinglet case*, *Phys. Rev.* **D90** (2014) 014051 [1310.7471].
- [4] M. Constantinou and H. Panagopoulos, *Perturbative renormalization of quasi-parton distribution functions*, *Phys. Rev.* **D96** (2017) 054506 [1705.11193].
- [5] Y.-S. Liu, J.-W. Chen, L. Jin, H.-W. Lin, Y.-B. Yang, J.-H. Zhang et al., *Unpolarized quark distribution from lattice QCD: A systematic analysis of renormalization and matching*, 1807.06566.
- [6] I. W. Stewart and Y. Zhao, *Matching the quasiparton distribution in a momentum subtraction scheme*, *Phys. Rev.* **D97** (2018) 054512 [1709.04933].
- [7] K. Cichy and M. Constantinou, *A guide to light-cone PDFs from Lattice QCD: an overview of approaches, techniques and results*, 1811.07248.
- [8] HOTQCD collaboration, A. Bazavov et al., *Equation of state in (2+1)-flavor QCD*, *Phys. Rev.* **D90** (2014) 094503 [1407.6387].
- [9] A. Hasenfratz and F. Knechtli, *Flavor symmetry and the static potential with hypercubic blocking*, *Phys. Rev.* **D64** (2001) 034504 [hep-lat/0103029].
- [10] E. Shintani, R. Arthur, T. Blum, T. Izubuchi, C. Jung and C. Lehner, *Covariant approximation averaging*, *Phys. Rev.* **D91** (2015) 114511 [1402.0244].
- [11] S. Gusken, U. Low, K. H. Mutter, R. Sommer, A. Patel and K. Schilling, *Nonsinglet Axial Vector Couplings of the Baryon Octet in Lattice QCD*, *Phys. Lett.* **B227** (1989) 266.
- [12] G. S. Bali, B. Lang, B. U. Musch and A. Schäfer, *Novel quark smearing for hadrons with high momenta in lattice QCD*, *Phys. Rev.* **D93** (2016) 094515 [1602.05525].
- [13] A. Bazavov and P. Petreczky, *Static meson correlators in 2+1 flavor QCD at non-zero temperature*, *Eur. Phys. J.* **A49** (2013) 85 [1303.5500].
- [14] A. Abdel-Rehim et al., *Nucleon and pion structure with lattice QCD simulations at physical value of the pion mass*, *Phys. Rev.* **D92** (2015) 114513 [1507.04936].
- [15] L. Maiani, G. Martinelli, M. L. Paciello and B. Taglienti, *Scalar Densities and Baryon Mass Differences in Lattice QCD With Wilson Fermions*, *Nucl. Phys.* **B293** (1987) 420.
- [16] N. Karthik, T. Izubuchi, L. Jin, C. Kallidonis, S. Mukherjee, P. Petreczky et al., *Renormalized quasi parton distribution function of pion*, *PoS LATTICE2018* (2018) 109 [1811.06075].